

# FLOWFIT®

2016/17 CATALOGUE

## MANUFACTURERS AND SUPPLIERS OF HYDRAULIC COMPONENTS



**CALL:**  
01584 876033



**CLICK:**  
[www.flowfitonline.com](http://www.flowfitonline.com)



**VISIT:**  
Open 6 Days a week


**HYDRAULIC CYLINDERS**

**FROM ONLY**  
**£44.24**  
+VAT



**LEVER VALVES**

**FROM ONLY**  
**£40.05**  
+VAT



**FROM ONLY**  
**£20.03**  
+VAT



EX. VAT

**SINGLE ACTING**  
**12V DC POWER UNITS**

**FROM ONLY**  
**£131.20**  
+VAT



HYDRAULIC VALVES

HYDRAULIC POWER UNITS

PETROL AND DIESEL POWER PACKS

HYDRAULIC MOTORS

GEAR PUMPS, BELL HOUSING AND ELECTRIC MOTORS

HYDRAULIC CYLINDERS

LOG SPLITTER KITS

CLUTCHES AND GEARBOXES

SPLINED COUPLINGS

HYDRAULIC TANKS

**RETURN LINE FILTERS**

FILTREC FILTERS

FLUID TRANSFER

HYDRAULIC QUICK RELEASE COUPLINGS

HYDRAULIC ADAPTORS

GATES HYDRAULIC HOSE

HYDRAULIC COMPONENTS

PRESSURE GAUGES

[www.flowfitonline.com](http://www.flowfitonline.com)





**It gives us great pleasure to present to you the Hydraulic Sector's largest privately owned Hydraulic Component and Systems catalogue – jam-packed with all hydraulic products to suit all your needs.**

Since our establishment back in 1996 we have seen Flowfit grow to a level we are extremely proud of today making Flowfit the best possible route for all your hydraulic needs.

Within the new catalogue release we would like to draw your attention to the huge stock investment we have made right across the range.

Flowfit continues to invest in the best service, stock holding and deliveries in the industry and really Flowfit remains your number 1 choice in the hydraulic field.

Why not come and see the very first Flowfit Trade Shop which opened in February 2013 showcasing the World's

first Hydraulic Component and Systems Trade Shop that we know of, at Flowfit you can purchase ready made powerunits or purchase every item you need to make your hydraulic system with our technically trained sales team.

Or why not come and see the brand new hydraulic engineering facilities where we can now build and test up to 200kw hydraulic powerunits on site.

We look forward to seeing you all at Flowfit or discussing your latest requirements with our sales team.

Thank you for your continued support.

With warmest thanks.

*Simon Parsonage*  
MANAGING DIRECTOR  
FLOWFIT®





### Quality Products

Everything you buy from us is guaranteed for a minimum of 12 months. If during this time a manufacturers fault develops then we will either replace it free of charge or repair it. Please note all hydraulic powerunits are return to base. We are proud to be a QMS ISO 9002 Registered Firm.



### Free Advice

If you are not sure what you need or you can't find a particular product – call us we're here to help you. Our Technical Sales team is given the latest training and can source and advise the best products to suit your specific needs or we can design a system to suit with our in-house audited hydraulic engineers. We will also provide technical support and a free site visit to discuss your requirements.



**KEEPING INDUSTRY MOVING**

## HOW TO ORDER



**Phone: 01584 876033**

Monday - Thursday 8.30am - 5.00pm  
Friday 8.00am - 4.00pm  
Saturday 8.00am - 12.30pm



**Email: sales@flowfitonline.com**

You can email your order to our fully qualified sales team 24 hours a day, 7 days a week.



**By Mail**

Harrier Fluid Power Ltd T/A Flowfit  
Parys Road, Ludlow Business Park  
Ludlow, Shropshire SY8 1XY



**Online: www.flowfitonline.com**

Online ordering is the quickest and most convenient way to all the industrial supplies you need, 24 hours a day, 7 days a week.



**Fax: 01584 876044**

**Fax orders, 24/7**



**Visit our Trade Counter in Ludlow**

**Parys Road, Ludlow Business Park,  
Ludlow, Shropshire SY8 1XY**

All prices in this catalogue are excluding V.A.T.

## EASY PAYMENT OPTIONS

### Credit Account

Setting up a business credit account is quick and easy just fill out a credit form, downloadable from the website [www.flowfitonline.com](http://www.flowfitonline.com)

### Other Payment Methods

For your convenience we have several easy payment options for you to choose from:

**Credit & Debit Cards**

**Cash at our Trade Counter**

**BACS Transfers**

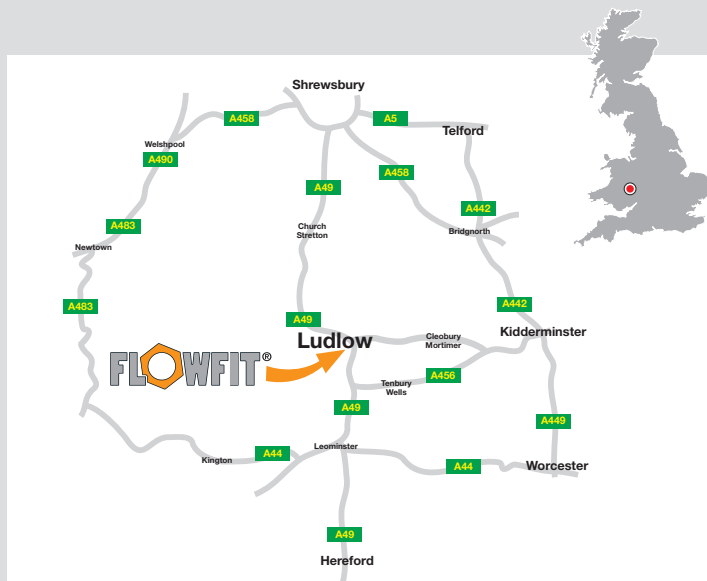
**Cheque**

**Paypal Payments**



## Satisfaction Guarantee

In the unlikely event that you are not completely satisfied with your purchase, you can return your unused stock item for a full refund. Simply retain your original packaging and contact our Customer Services on 01584 876033 and we will arrange a free collection at a time that is convenient for you.



# SECURE ONLINE ORDERING WITH FREE DELIVERY



**All products in this catalogue are available to purchase online at [www.flowfitonline.com](http://www.flowfitonline.com)**

- 100% SECURE SHOPPING
- Hassle free delivery direct to your door
- NO QUIBBLE GUARANTEE
- 24 HOUR SHOPPING
- UK BASED CALL CENTRE

Selected products and special offers can also be found on our ebay store.

## OVERSEAS CUSTOMERS



All items in this catalogue and at [www.flowfitonline.com](http://www.flowfitonline.com) are available to overseas customers, please contact us for shipping costs.



**SHOP  
NOW OPEN  
6 DAYS  
A WEEK**

Follow us on   

## FREE NEXT DAY DELIVERY ON ALL WEB ORDERS

Orders placed over the phone or faxed will be subject to our standard delivery charges.

**Order by 4.30pm for next day  
delivery throughout the UK.**



## SPECIAL DELIVERY AVAILABLE

**NEXT DAY BY 9.30am  
NEXT DAY BY 10.30am  
NEXT DAY BY 12 noon**



## SAME DAY OR SATURDAY DELIVERY

**Contact us for a quotation should you  
require this option.**



## SHIP DIRECT

**Use our stock to ship directly to your  
customers, no Flowfit paperwork, your  
paperwork sent direct with the goods.**



## CALL US TODAY

- **Cross reference service**
- **Technical support**
- **Full hydraulic system design**
- **Price challenge**
- **Friendly staff, here to help 01584 876033**



# KEEPING INDUSTRY MOVING



# FLOWFIT®



## UK DISTRIBUTORS



**Flowfit have a huge stock quantity of Hydraulic Filter elements available. With the help of our very own hydraulic cross reference catalogue we can matchup any replacement elements!**

**Call us on 01584 876033 for more information on our replacement elements or to get your replacement element catalogue now!**



# FLOWFIT®

## VIDEO TUTORIALS

Hi, I'm Wayne  
the Technical Manager for Flowfit.

I will be producing video Tutorials to aid our customers with anything from trouble shooting, purchasing the correct product or simply on how things are done!

Please see our Flowfit YouTube channel.

If you have any comments, suggestions or requests for this or future productions we would gladly welcome them.



# CONTENTS

## SECTION 1 HYDRAULIC VALVES

### HYDRAULIC CONTROL VALVES

13

PRODUCT	PAGE
MONOBLOCK DIRECTIONAL CONTROL VALVES TYPE HDM	14
SLICE DIRECTIONAL CONTROL VALVES TYPE HDS	18
ROTARY HYDRAULIC OPERATED LEVER VALVES	22
MONOBLOCK CONTROL VALVE C/W FLOW CONTROL	25
HYDRAULIC HOSE-REEL VALVE LEVER OPERATED C/W FLOW CONTROL	26

PRODUCT	PAGE
HYDRAULIC HOSE-REEL VALVE WITHOUT FLOW CONTROL	27
SOLENOID DIVERTER VALVES	28
LEVER OPERATED DIVERTER VALVES 'DF' SERIES	29
MONOBLOCK DIRECTIONAL CONTROL VALVES	30

### HYDRAULIC CARTRIDGE VALVES

35

PRODUCT	PAGE
DOUBLE PILOT OPERATED CHECK VALVES	36
SINGLE PILOT OPERATED CHECK VALVES	40
OVERCENTRE VALVES	43
RELIEF VALVES	48
DUAL CROSS RELIEF VALVES	53
CHECK VALVES	59
HOSE BURST VALVES	60
FLOW REGULATOR VALVES	63
FLOW DIVIDERS	68

PRODUCT	PAGE
SEQUENCE VALVES	69
TWO PUMP "HI-LOW" UNLOADING VALVES	71
HIGH PRESSURE BALL VALVES	72
DIVERTER VALVES	74
END STROKE VALVES	76
ROTATING COUPLINGS	78
GAUGE ISOLATOR VALVES	79
PLOUGH OVERTURNING VALVES	79

### SOLENOID DIVERTER VALVES

82

PRODUCT	PAGE
SDV3 3 WAY SOLENOID DIVERTERS MAX FLOW 80L/MIN	83
SDV06 6 WAY SOLENOID DIVERTERS MAX FLOW 50L/MIN	84

PRODUCT	PAGE
SDV10 6 WAY SOLENOID DIVERTERS MAX FLOW 80L/MIN	85
DIVERTER VALVE HANDLEVER MIRCOSWITCH KIT	86

### FLOWFIT CETOP VALVES

87

PRODUCT	PAGE
FLOWFIT CETOP 3	88
FLOWFIT CETOP 5	97
KOMPASS RELIEF VALVES	113

PRODUCT	PAGE
KOMPASS SEQUENCE, COUNTER BALANCE & UNLOADING	115
2 WAY CARTRIDGE ELECTRIC VALVES	116
KOMPASS ELECTRO-HYDRAULIC PROPORTIONAL VALVES	116

## SECTION 2 HYDRAULIC POWER UNITS

### POWER PACKS AND POWER UNITS

119

PRODUCT	PAGE
FLOWFIT 12VDC SINGLE ACTING HYDRAULIC POWER PACKS	120
FLOWFIT 12VDC DOUBLE ACTING SOLENOID VALVE POWER PACKS	122
FLOWFIT 12VDC DOUBLE ACTING SOLENOID VALVE POWER PACKS	124
FLOWFIT 24VDC SINGLE ACTING HYDRAULIC POWER PACKS	126

PRODUCT	PAGE
FLOWFIT 24VDC DOUBLE ACTING SOLENOID VALVE POWER PACKS	128
FLOWFIT 24VDC DOUBLE ACTING SOLENOID VALVE POWER PACKS	130
ACCESSORIES	132
FLOWFIT MOBILE ENGINE DRIVEN HYDRAULIC POWER UNITS ON WHEELS	136

### HYDRAULIC POWER UNITS

141

PRODUCT	PAGE
SERIES UP100 HYDRAULIC POWER PACKS	142
UP100 POWERUNIT BUILD YOUR OWN	143
UP100 READY BUILT IN STOCK	147
READY BUILT IN STOCK SINGLE ACTING POWERUNIT	149
UP100 READY BUILT IN STOCK DOUBLE ACTING CIRCUIT	152
HF500 250 BAR POWER PACKS	155
DETAILS FOR INSTALLATION HF500	160
HF600 350 BAR VARIABLE FLOW HIGH PRESSURE POWER PACKS	161

PRODUCT	PAGE
DETAILS FOR INSTALLATION HF600	163
UP50 MINI-FLOW HYDRAULIC POWER PACK	164
ET-ELECTRIC DC MOTOR PUMP SET	167
HF800 HONDA PETROL ENGINE DRIVEN POWER PACKS	168
HF700 PETROL ENGINE DRIVEN POWER PACKS	170
HF900 HATZ DIESEL ENGINE DRIVEN	172

## SECTION 3 PETROL AND DIESEL POWER PACKS

### PETROL AND DIESEL POWER PACKS

177

PRODUCT	PAGE
LONCIN 4 STROKE PETROL ENGINES	178
HATZ DIESEL ENGINES	179

PRODUCT	PAGE
PETROL ENGINE DRIVEN HYDRAULIC GEAR PUMP SETS	184
PETROL ENGINE DRIVEN HYDRAULIC HI-LOW GEAR PUMP SETS	186

## SECTION 4 HYDRAULIC MOTORS

### FLOWFIT HYDRAULIC MOTORS

191

PRODUCT	PAGE
HYDRAULIC MOTOR SERIES FFPMM	192
HYDRAULIC MOTOR SERIES FFPM	193
HYDRAULIC MOTOR SERIES FFPRM	195
HYDRAULIC MOTOR SERIES FFPMH	197

### WHITE DRIVE MOTORS

206

PRODUCT	PAGE
WHITES WM SERIES HYDRAULIC MOTOR	207
WHITES WP SERIES HYDRAULIC MOTOR	209
WHITES WR SERIES HYDRAULIC MOTOR	210

### M+S HYDRAULIC MOTORS

213

PRODUCT	PAGE
M+S HYDRAULIC MOTOR SERIES EPMM	214
M+S HYDRAULIC MOTOR SERIES EPM	215
M+S HYDRAULIC MOTOR SERIES EPRM	216
M+S HYDRAULIC MOTOR SERIES EPMS	218

### BOLT ON HYDRAULIC VALVES TO SUIT FLOWFIT AND M+S HYDRAULIC MOTORS

222

PRODUCT	PAGE
BDR TYPE	223
BDS TYPE	223

### GEAR MOTORS

227

PRODUCT	PAGE
GROUP 2	228

## SECTION 5 GEAR PUMPS, BELL HOUSING AND ELECTIC MOTORS

### GEAR PUMPS

230

PRODUCT	PAGE
PUMPS GROUP 1	231
PUMPS GROUP 2	232
PUMPS GROUP 3	233

### FLOW DIVIDERS

235

PRODUCT	PAGE
FLOW DIVIDERS	236

### KOMPASS PUMPS

237

PRODUCT	PAGE
70 BAR VARIABLE DISPLACEMENT SINGLE VANE PUMP	238
140 BAR VARIABLE DISPLACEMENT SINGLE VANE PUMP	238
210 - 250 BAR VARIABLE DISPLACEMENT PISTON PUMPS 250 BAR	239

### HYDRAULIC TWO STAGE HI-LO GEAR PUMPS

240

PRODUCT	PAGE
HYDRAULIC GEAR PUMP MODEL GP-CBN TECHNICAL DATA	241

### TWO STAGE HI-LO GEAR PUMP SETS

242

PRODUCT	PAGE
HYDRAULIC 8 GPM TWO STAGE HI-LOW GEAR PUMP C/W BELL HOUSING ENGINE KIT GX120/GX160/GX200	243
HYDRAULIC 11 GPM TWO STAGE HI-LOW GEAR PUMP C/W BELL HOUSING ENGINE KIT GX240/GX270	243

### BELL HOUSINGS AND DRIVE COUPLINGS FOR ELECTRIC MOTORS, PETROL AND DIESEL ENGINES

245

PRODUCT	PAGE
FLOWFIT ELECTRIC MOTOR BELL HOUSINGS	246
FLOWFIT ELECTRIC MOTOR DRIVE COUPLINGS	247

PRODUCT	PAGE
HYDRAULIC MOTOR SERIES FFPMS	198
HYDRAULIC MOTOR SERIES FFPMSY	201
HYDRAULIC MOTOR SERIES FFPMT	202
HYDRAULIC MOTOR SERIES FFPMV	204
M+S HYDRAULIC MOTOR SERIES EPMT	219
M+S HYDRAULIC MOTOR SERIES EPMV	220
ELB BRAKES	221
HKU & HKUS STEERING UNITS	221
BVR TYPE	224
GROUP 3	229
MULTIPLE TANDEM/TRIPLE HYDRAULIC PUMP KITS	234
PUMPS AND MOTORS ELBOW CONNECTORS	234
210 - 286 BAR VARIABLE DISPLACEMENT PISTON PUMPS 286 BAR	239
350 BAR VARIABLE DISPLACEMENT PISTON PUMPS 350 BAR	239
HYDRAULIC 11 GPM TWO STAGE HI-LOW GEAR PUMP C/W BELL HOUSING ENGINE KIT GX240/GX270	244
HYDRAULIC 22 GPM TWO STAGE HI-LOW GEAR PUMP C/W BELL HOUSING ENGINE KIT GX630	244
FLOWFIT BELL HOUSING AND DRIVE COUPLING KITS	248



**ELECTRIC MOTORS**

**250**

PRODUCT	PAGE
SERIES ALUMINIUM HOUSING SINGLE-PHASE 110V MULTI-MOUNT ASYNCHRONOUS MOTOR-DUAL CAPACITORS	251
SERIES ALUMINIUM HOUSING SINGLE-PHASE 230V MULTI-MOUNT ASYNCHRONOUS MOTOR-DUAL CAPACITORS	252

PRODUCT	PAGE
SERIES ALUMINIUM HOUSING THREE-PHASE MULTI-MOUNT ASYNCHRONOUS MOTOR	253

**ELECTRIC MOTOR PUMP SET**

**255**

PRODUCT	PAGE
HYDRAULIC MOTOR PUMP SETS 240V AND 415V	256

PRODUCT	PAGE
HYDRAULIC ELECTRIC MOTOR PUMP SET 3.7KW 240V SINGLE PHASE (1PH) WITH 8GPM HI-LO PUMP	256

**HYDRAULIC HANDPUMPS**

**257**

PRODUCT	PAGE
PMP20S 20CM3 SINGLE ACTING HANDPUMP	258
PMO50S 50CM3 SINGLE ACTING HANDPUMP	258
PMO70S 70CM3 SINGLE ACTING HANDPUMP	259
PMP20 BYBS 20CM3 SINGLE ACTING HANDPUMP	259
PMO50 BYBS 50CM3 DOUBLE ACTING HANDPUMP FOR SINGLE ACTING CIRCUITS	260
PMO70 BYBS 70CM3 DOUBLE ACTING HANDPUMP FOR SINGLE ACTING CIRCUITS	260
PM 6-12-25-45 BYB-S SINGLE ACTING HANDPUMPS	261

PRODUCT	PAGE
PMD 6-12-25-45 BYB-S DOUBLE ACTING HANDPUMPS	261
PMDVB 6-12-25-45 BYAB-S DOUBLE ACTING HANDPUMPS	262
PMP25E SINGLE ACTING HANDPUMPS	262
PPSE15 BYB SINGLE ACTING HANDPUMPS	263
STRAIGHT LEVERS FOR HAND PUMPS	263
FOLD LEVERS FOR HAND PUMPS	263
STEEL OIL TANK FOR HANDPUMPS	264

**SINGLE ACTING HANDPUMP ASSEMBLIES**

**265**

PRODUCT	PAGE
6CM3 SINGLE ACTING HANDPUMP	266
12CM3 SINGLE ACTING HANDPUMP	266

PRODUCT	PAGE
25CM3 SINGLE ACTING HANDPUMP	267
45CM3 SINGLE ACTING HANDPUMP	267

**DOUBLE ACTING HANDPUMP ASSEMBLIES**

**268**

PRODUCT	PAGE
6CM3 DOUBLE ACTING HANDPUMP	269
12CM3 DOUBLE ACTING HANDPUMP	269

PRODUCT	PAGE
25CM3 DOUBLE ACTING HANDPUMP	270
45CM3 DOUBLE ACTING HANDPUMP	270

**HANDPUMP AND POWERPACK TRAILER KITS**

**271**

PRODUCT	PAGE
SINGLE ACTING HANDPUMP AND CYLINDER KITS	272
DOUBLE ACTING HANDPUMP AND CYLINDER KITS	272

PRODUCT	PAGE
12VDC SINGLE ACTING HYDRAULIC TRAILER KITS	273
24VDC SINGLE ACTING HYDRAULIC TRAILER KITS	273

**SECTION 6 HYDRAULIC CYLINDERS**

**FLOWFIT HYDRAULIC CYLINDERS**

**275**

PRODUCT	PAGE
SERIES 100 - SINGLE ACTING HYDRAULIC CYLINDER	276
SERIES 200 - DOUBLE ACTING HYDRAULIC CYLINDER	278
SERIES 300 - DOUBLE ACTING HYDRAULIC CYLINDER (NO ENDS)	282
SERIES 400 - DOUBLE ACTING HYDRAULIC CYLINDER	284
SERIES 590 - TURN-OVER PLOUGH CYLINDER	286
SERIES 600 - STANDARD HYDRAULIC TOP LINK	287

PRODUCT	PAGE
SERIES 610 - HYDRAULIC TOP LINK (FIXED)	288
SERIES 620 - HYDRAULIC TOP LINK (RAPID HOOK)	289
SERIES 630 - HYDRAULIC TOP LINK (RAPID HOOK)	290
SERIES 700 - BRAKE CYLINDER (SINGLE ACTING)	291
SERIES 710 - BRAKE CYLINDER (SINGLE ACTING)	291
FOLDING HYDRAULIC CRUTCH	292

**SECTION 7 LOG SPLITTER KITS**

**FLOWFIT LOG SPLITTER KITS**

**294**

PRODUCT	PAGE
HONDA LOGSPLITTER KIT	295

PRODUCT	PAGE
LONCIN LOGSPLITTER KIT	297

## SECTION 8 CLUTCHES AND GEARBOXES

### MECHANICAL CLUTCHES

299

PRODUCT	PAGE
SERIES 30100 MECHANICAL CLUTCH GROUP 1 AND GROUP 2 • 30KW	300
SERIES 30300 MECHANICAL CLUTCH GROUP 2 AND GROUP 3 • 40KW	301

PRODUCT	PAGE
SERIES 30500 MECHANICAL CLUTCH GROUP 3.5 AND GROUP 4 • 60KW	302
FLANGES TO SUIT SERIES 30500 MECHANICAL CLUTCH	303

### FLOWFIT REVERSIBLE MECHANICAL CLUTCH AND HYDRAULIC PUMP ASSEMBLIES

304

PRODUCT	PAGE
GROUP 1 - 9L/MIN TO 17.64L/MIN	305
GROUP 2 - 19.8L/MIN TO 46.8L/MIN	306

PRODUCT	PAGE
GROUP 3 - 52.2L/MIN TO 79.2L/MIN	306

### PTO GEARBOXES

307

PRODUCT	PAGE
SERIES 60000 PTO GEARBOX PUMP GROUP 2 • 10KW	308
SERIES 70000 PTO GEARBOX PUMP GROUP 3 • 20KW	309

PRODUCT	PAGE
SERIES 70012 CAST IRON PTO GEARBOX PUMP GROUP 3 • 37KW	310

### HYDRAULIC PTO GEARBOXES AND PUMP ASSEMBLIES

311

PRODUCT	PAGE
PTO GEAR BOXES WITH GROUP 2 PUMPS	312
PTO GEAR BOXES WITH GROUP 3 PUMPS	313

PRODUCT	PAGE
CAST IRON PTO GEAR BOXES WITH GROUP 3 PUMPS	313

### PUMP BEARING SUPPORTS

314

PRODUCT	PAGE
GROUP 1 BEARING SUPPORT	315
GROUP 2 BEARING SUPPORT	315

PRODUCT	PAGE
GROUP 2 BEARING SUPPORT REINFORCED	316
GROUP 3 BEARING SUPPORT	317

### SPEED REDUCTION GEARBOXES

318

PRODUCT	PAGE
95000 SERIES ALUMINIUM SPEED REDUCTION GEARBOXES	319
96000 SERIES ALUMINIUM SPEED REDUCTION GEARBOXES	320

PRODUCT	PAGE
97500 SERIES CAST IRON SPEED REDUCTION GEARBOXES	321

### ELECTROMAGNETIC CLUTCHES

323

PRODUCT	PAGE
10 daNm ELECTROMAGNETIC CLUTCHES	324
14 daNm ELECTROMAGNETIC CLUTCHES	328

PRODUCT	PAGE
21 daNm ELECTROMAGNETIC CLUTCHES	332
50 daNm ELECTROMAGNETIC CLUTCHES	334

### ELECTRO MAGNETIC CLUTCH AND PUMP ASSEMBLIES

336

PRODUCT	PAGE
FLOWFIT HYDRAULIC 12V ELECTRO MAGNETIC CLUTCH	337

PRODUCT	PAGE
FLOWFIT HYDRAULIC 24V ELECTRO MAGNETIC CLUTCH	338

## SECTION 9 SPLINED COUPLINGS

### SPLINED COUPLINGS

339

PRODUCT	PAGE
SPLINED COUPLINGS SERIES 10000	340
SPLINED COUPLINGS SERIES 15000	341

PRODUCT	PAGE
SPLINED SLEEVES	341

## SECTION 10 HYDRAULIC TANKS

### FLOWFIT WELDLESS STEEL TANKS

344

PRODUCT	PAGE
FLOWFIT WELDLESS STEEL TANKS	345

PRODUCT	PAGE
FLOWFIT WELDLESS STEEL PRIMED TANK	347

### ALUMINIUM OIL TANKS

349

PRODUCT	PAGE
ALUMINIUM OIL TANKS AB 3,5	350
ALUMINIUM OIL TANKS AB 6,5	350
ALUMINIUM OIL TANKS AB 12 NR	351
ALUMINIUM OIL TANKS AB 20	351

PRODUCT	PAGE
ALUMINIUM OIL TANKS AB 30 NR	352
ALUMINIUM OIL TANKS AB 44	352
ALUMINIUM OIL TANKS AB 70	353
OIL SUMPS FOR ALUMINIUM TANKS	353

### HYDRAULIC TANKS COMPLETE WITH ACCESSORIES

354

PRODUCT	PAGE
165L CAPACITY HYDRAULIC OIL TANK WITH TANK ACCESSORIES	355
ALUMINIUM OIL TANKS AB 20	

PRODUCT	PAGE
165L CAPACITY HYDRAULIC OIL TANK WITH TANK ACCESSORIES	357
FLOWFIT WELDLESS STEEL TANKS COMPLETE WITH ACCESSORIES	357

## STEEL & STAINLESS STEEL OIL TANKS

**358**

PRODUCT	PAGE
HF SERIES STEEL TANKS	359
SS SERIES 304 STAINLESS STEEL TANK	359

PRODUCT	PAGE
DIN24339 HEAVY DUTY • HIGH SPECIFICATION TANKS	359

## TANK HEATERS

**360**

PRODUCT	PAGE
VR IMMERSION HEATERS WITH MAGNETIC CLAMPS	361
CARTRIDGE SCREWED-IN HEATERS	362
CARTRIDGE SCREWED-IN HEATERS WITH TEMPERATURE ADJUSTMENT	363

PRODUCT	PAGE
RHK-TUBE SCREWED-IN HEATERS	364
RHK-TH-TUBE SCREWED-IN HEATERS WITH TEMPERATURE ADJUSTMENT	364

## SECTION 11 FILTREC FILTERS

### FILTREC TECHNICAL FILTRATION

**367**

PRODUCT	PAGE
FILTREC RETURN LINE FILTERS	368
FILTREC TANK TOP RETURN LINE FILTERS	369
FILTREC LOW PRESSURE INLINE FILTER	375
FILTREC SUCTION LINE FILTERS	376

PRODUCT	PAGE
FILTREC SUCTION STRAINERS	377
FILTREC SUCTION FILTERS	378
FILTREC MEDIUM PRESSURE FILTERS	379
FILTREC HIGH PRESSURE FILTERS	382

### FILTREC ACCESSORIES

**385**

PRODUCT	PAGE
CLOGGING INDICATORS	386
ELECTRIC LEVEL INDICATORS	397

PRODUCT	PAGE
ELECTRIC FLOATING LEVEL GAUGES	399
SIGHT GLASSES, PLUGS AND BREATHERS	405

## SECTION 12 FLUID TRANSFER

### FLUID TRANSFER

**412**

PRODUCT	PAGE
HF10 FILTRATION UNIT	413
SUPER DELUXE PORTABLE FILTRATION UNIT	413
VISCOMAT OIL TRANSFER PUMPS	414

PRODUCT	PAGE
DC PUMPS VISCOMAT DC	417
HAND OPERATED PUMPS FOR OIL DRUMS	415

## SECTION 13 HYDRAULIC QUICK RELEASE COUPLINGS

### HYDRAULIC QUICK RELEASE COUPLINGS

**418**

PRODUCT	PAGE
FLOWFIT HYDRAULIC ISO A QUICK RELEASE COUPLINGS MALE & FEMALE ENDS	419
FLOWFIT HYDRAULIC FLAT FACE QUICK RELEASE COUPLINGS MALE & FEMALE ENDS	421

PRODUCT	PAGE
FLOWFIT HYDRAULIC TRAILER BRAKE QUICK RELEASE COUPLINGS	423

## SECTION 14 HYDRAULIC ADAPTORS

### HYDRAULIC ADAPTORS

**425**

PRODUCT	PAGE
MALE X MALE ADAPTORS	426
MALE X SWIVEL FEMALE ADAPTORS	440
SWIVEL FEMALE X SWIVEL FEMALE ADAPTORS	444
MALE X FIXED FEMALE & FIXED FEMALE/FEMALE ADAPTORS	445
TEES & CROSS ADAPTORS	448

PRODUCT	PAGE
ELBOW ADAPTORS	454
PLUGS, CAPS & CRIMP NUTS	461
SWEPTS, PUSH-INS, HOSE-TAILS & FERRULES	464
BONDED SEALS	466

## SECTION 15 GATES

### GATES HYDRAULIC HOSE, FITTINGS & MACHINERY

**467**

PRODUCT	PAGE
CM2T HYDRAULIC HOSES AND FITTINGS	468
CRIMPING MACHINES: OVERVIEW	486

PRODUCT	PAGE
CUTTING MACHINES: OVERVIEW	488
HIGH PRESSURE 6000 PST HYDRAULIC HOSE AND FITTINGS	490

## SECTION 16 HYDRAULIC COMPONENTS

### MINTOR ACCESSORIES FOR HYDRAULIC COMPONENTS

**501**

PRODUCT	PAGE	PRODUCT	PAGE
BREATHER PLUGS	502	VISUAL LEVEL INDICATORS	514
MAGNETIC PLUGS	508	FILLING PLUGS	526
DRAIN FILLING PLUGS	511	PLUGS ON INCLINED FLANGE	532

## SECTION 17 PRESSURE GAUGES

### PRESSURE GAUGES

**534**

PRODUCT	PAGE	PRODUCT	PAGE
40MM BASE ENTRY PRESSURE GAUGE	535	63MM REAR ENTRY PRESSURE GAUGE	537
40MM REAR ENTRY PRESSURE GAUGE	535	100MM BASE ENTRY PRESSURE GAUGE	538
50MM REAR ENTRY PRESSURE GAUGE	535	100MM REAR ENTRY PRESSURE GAUGE	539
50MM BASE ENTRY PRESSURE GAUGE	536	GAUGE ISOLATOR VALVES	539
63MM BASE ENTRY PRESSURE GAUGE	536		

## SECTION 18 INDEX

INDEX	541
-------	-----





## HYDRAULIC VALVES

# HYDRAULIC CONTROL VALVES

PRODUCT	PAGE
MONOBLOCK DIRECTIONAL CONTROL VALVES TYPE HDM	14
SLICE DIRECTIONAL CONTROL VALVES TYPE HDS	18
ROTARY HYDRAULIC OPERATED LEVER VALVES	22
MONOBLOCK CONTROL VALVE C/W FLOW CONTROL	25
HYDRAULIC HOSE-REEL VALVE LEVER OPERATED C/W FLOW CONTROL	26
HYDRAULIC HOSE-REEL VALVE WITHOUT FLOW CONTROL	27
SOLENOID DIVERTER VALVES	28
LEVER OPERATED DIVERTER VALVES 'DF' SERIES	29
MONOBLOCK DIRECTIONAL CONTROL VALVES	30



**QUALITY PRODUCTS**



**FREE ADVICE**



## MONOBLOCK DIRECTIONAL CONTROL VALVES TYPE HDM

**BUCHER**  
hydraulics

The valves of the HDM range are compact monobloc valves, available in 4 sizes. With the combination of different directional valves, stops, operators and shock-and/or anti-cavitation valves\* this monobloc is adaptable to any requirements.

The HDM valves are available with open centre, high pressure carryover or closed centre operation.

If you can't see what you need – please ask!



- Lever control
- Electro hydraulic on/off
- Parallel and series circuits
- Unload in neutral, high pressure carryover
- Ancillary Valves: shock-and anticavitation valves, shock valves, check valves

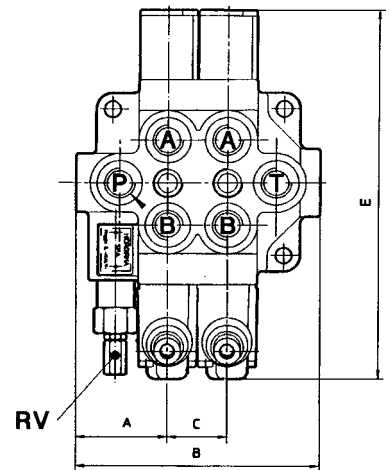
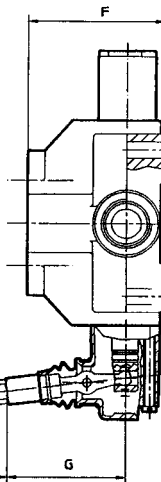
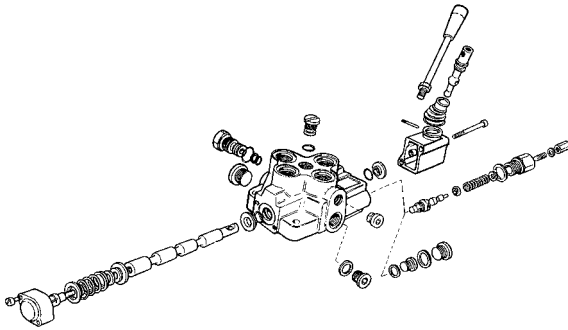
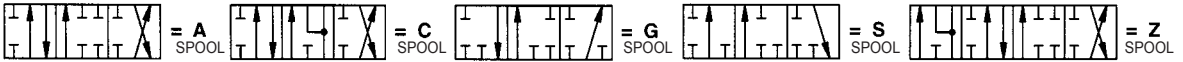
TECHNICAL DATA		HDM140	HDM 11 P	HDM 11 S	HDM 18	HDM 25	SD18
Number of spools		1	2-6	1-6	1-4	1-2	1-6
Flow rate	l/min	40	45	45	70	100	160
Inlet pressure max.	bar	320	400	400	400	400	250
Return pressure max.	bar	30	30	30	30	30	25
Fluid		Mineral oil to DIN 51524					
Operating temperature	°C	-20 to +80					
Viscosity range	mm <sup>2</sup> /s	16 to 75					
Filtration	Micron	30					

### Directional valve

CONTROLS AVAILABLE

Lever / cable control / electro hydraulic (on/off) / electro hydraulic proportional

### SPOOLS AVAILABLE – PLUS MANY MORE



LEVER LENGTHS – MM						
HDM 140	150	200	250	300	-	
HDM 11	150	200	250	300	-	
HDM 18	-	185	250	300	350	
HDM 25	-	185	250	300	350	
SD18	150	200	250	300	-	

TECHNICAL DATA	A	B	C	E	F	G	P	T	A+B
HDM 140*	35	85	0	187	53	87		3/8" BSP	
HDM 140*	35	85	0	187	53	87		3/8" BSP	
HDM 11 P	51.3	28.6 x S + 128.6	28.6	180	57	66		3/8" BSP	
HDM 11 S	53.0	36 x S + 111	36	180	67	66		1/2" BSP	
HDM 18	60	40 x S + 115	40	216	72	73		1/2" BSP	
HDM 25	62	40 x S + 124	40	252	90	80		3/4" BSP	
SD 18	85	53 X S + 160	53	320	92	1		3/4" BSP	

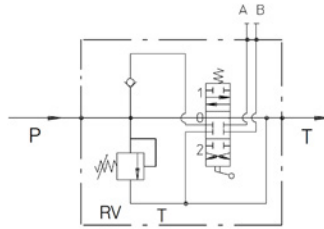
S = NUMBER OF SPOOL -1

\* SINGLE MONOBLOCK VALVE ONLY

## 3/8" PORTS MAX FLOW 40L/MIN MONOBLOCK HDM140 SERIES C/W MAIN RELIEF VALVE

www.flowfitonline.com  
TECH. DATA SHEET  
**DCV1**

**BUCHER**  
hydraulics

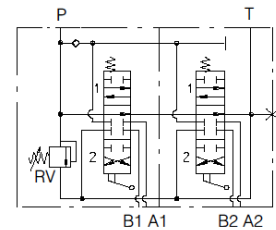


PART NO	DESCRIPTION	OPERATING PRESSURE BAR	NETT PRICE	
			£ STERLING	€ EUROS
200.0514.12.024	BUCHER HYDRAULIC 1 BANK, 3/8" BSP 40 L/MIN DOUBLE ACTING CYLINDER SPOOL 3 POSITIONS, SPRING RETURN HDM140 K02150A01	320	£40.05	€ 54.07
200.0514.12.047	BUCHER HYDRAULIC 1 BANK, 3/8" BSP 40 L/MIN SINGLE ACTING CYLINDER SPOOL 3 POSITION SPRING RETURN HDM140 K02150G01	320	£55.10	€ 74.39
200.0514.12.044	BUCHER HYDRAULIC 1 BANK, 3/8" BSP 40 L/MIN MOTOR SPOOL 3 POSITION DETENT HDM140 K02150C03	320	£55.10	€ 74.39

## 3/8" PORTS MAX FLOW 45L/MIN MONOBLOCK HDM11/P SERIES C/W MAIN RELIEF VALVE

www.flowfitonline.com  
TECH. DATA SHEET  
**DCV2**

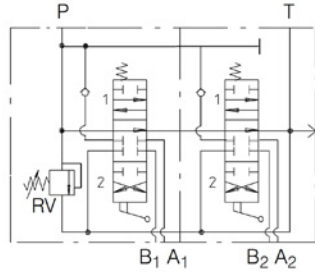
**BUCHER**  
hydraulics



PART NO	DESCRIPTION	OPERATING PRESSURE BAR	NETT PRICE	
			£ STERLING	€ EUROS
200.0611.22.182	BUCHER HYDRAULIC 2 BANK, 3/8" BSP 45 L/MIN DOUBLE ACTING CYLINDER SPOOL 3 POSITIONS, SPRING RETURN HDM11P/2K04 150 A01 A01	400	£93.76	€ 126.58
200.0611.32.164	BUCHER HYDRAULIC 3 BANK, 3/8" BSP 45 L/MIN DOUBLE ACTING CYLINDER SPOOL 3 POSITIONS, SPRING RETURN HDM11P/3K04 150 A01 A01 A01	400	£132.23	€ 178.51
200.0611.42.124	BUCHER HYDRAULIC 4 BANK, 3/8" BSP 45 L/MIN DOUBLE ACTING CYLINDER SPOOL 3 POSITIONS, SPRING RETURN HDM11P/4K04 150 A01 A01 A01 A01	400	£159.86	€ 215.81
200.0611.52.078	BUCHER HYDRAULIC 5 BANK, 3/8" BSP 45 L/MIN DOUBLE ACTING CYLINDER SPOOL 3 POSITIONS, SPRING RETURN HDM11P/5K04 150 A01 A01 A01 A01 A01	400	£191.13	€ 258.03
200.0611.62.026	BUCHER HYDRAULIC 6 BANK, 3/8" BSP 45 L/MIN DOUBLE ACTING CYLINDER SPOOL 3 POSITIONS, SPRING RETURN HDM11P/6K04 150 A01 A01 A01 A01 A01 A01	400	£216.37	€ 292.10

## 1/2" PORTS MAX FLOW 45L/MIN MONOBLOCK HDM11/S SERIES C/W MAIN RELIEF VALVE

www.flowfitonline.com  
TECH. DATA SHEET  
**DCV3**

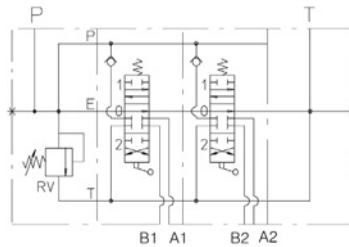


**BUCHER**  
hydraulics

PART NO	DESCRIPTION	OPERATING PRESSURE BAR	NETT PRICE	
			£ STERLING	€ EUROS
200.0611.13.042	BUCHER HYDRAULIC 1 BANK, 1/2"BSP 45 L/MIN DOUBLE ACTING CYLINDER SPOOL 3 POSTIONS, SPRING RETURN HDM11S/1K03 150 A01	400	£75.73	€ 102.23
200.0611.23.043	BUCHER HYDRAULIC 2 BANK, 1/2"BSP 45 L/MIN DOUBLE ACTING CYLINDER SPOOL 3 POSTIONS, SPRING RETURN HDM11S/2K03 150 A01 A01	400	£116.60	€ 157.41
200.0611.33.044	BUCHER HYDRAULIC 3 BANK, 1/2"BSP 45 L/MIN DOUBLE ACTING CYLINDER SPOOL 3 POSTIONS, SPRING RETURN HDM11S/3K03 150 A01 A01 A01	400	£151.46	€ 204.47
200.0611.43.040	BUCHER HYDRAULIC 4 BANK, 1/2"BSP 45 L/MIN DOUBLE ACTING CYLINDER SPOOL 3 POSTIONS, SPRING RETURN HDM11S/4K03 150 A01 A01 A01 A01	400	£186.32	€ 251.54
200.0611.53.037	BUCHER HYDRAULIC 5 BANK, 1/2"BSP 45 L/MIN DOUBLE ACTING CYLINDER SPOOL 3 POSTIONS, SPRING RETURN HDM11S/5K03 150 A01 A01 A01 A01 A01 5 BANK	400	£225.98	€ 305.07
200.0611.63.015	BUCHER HYDRAULIC 6 BANK, 1/2"BSP 45 L/MIN DOUBLE ACTING CYLINDER SPOOL 3 POSTIONS, SPRING RETURN HDM11S/6K03 150 A01 A01 A01 A01 A01 A01	400	£239.21	€ 322.93

## 1/2" PORTS MAX FLOW 70L/MIN MONOBLOCK HDM 18 SERIES C/W MAIN RELIEF VALVE

www.flowfitonline.com  
TECH. DATA SHEET  
**DCV4**



**BUCHER**  
hydraulics

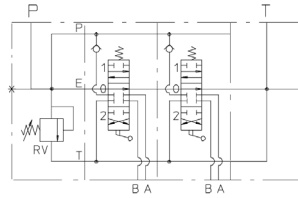
PART NO	DESCRIPTION	OPERATING PRESSURE BAR	NETT PRICE	
			£ STERLING	€ EUROS
200.0718.13.002	BUCHER HYDRAULIC 1 BANK, 1/2"BSP 70 L/MIN DOUBLE ACTING CYLINDER SPOOL 3 POSTIONS, SPRING RETURN HDM18/1K02 150/A08	400	£103.03	€ 130.85
200.0718.23.001	BUCHER HYDRAULIC 2 BANK, 1/2"BSP 70 L/MIN DOUBLE ACTING CYLINDER SPOOL 3 POSTIONS, SPRING RETURN HDM18/2K02 150/A08 A08	400	£168.28	€ 227.18
200.0718.33.008	BUCHER HYDRAULIC 3 BANK, 1/2"BSP 70 L/MIN DOUBLE ACTING CYLINDER SPOOL 3 POSTIONS, SPRING RETURN HDM18/3K02 150/A08 A08 A08	400	£234.40	€ 316.44
200.0718.43.007	BUCHER HYDRAULIC 4 BANK, 1/2"BSP 70 L/MIN DOUBLE ACTING CYLINDER SPOOL 3 POSTIONS, SPRING RETURN HDM18/4K02 150/A08 A08 A08 A08	400	£286.08	€ 386.21



### 3/4" PORTS MAX FLOW 100L/MIN MONOBLOCK HDM 25 SERIES C/W MAIN RELIEF VALVE

www.flowfitonline.com  
TECH. DATA SHEET  
**DCV5**

**BUCHER**  
hydraulics

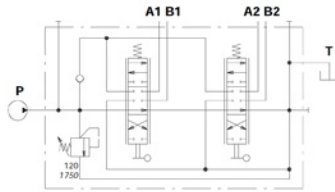


PART NO	DESCRIPTION	OPERATING PRESSURE BAR	NETT PRICE	
			£ STERLING	€ EUROS
200.0725.14.001	BUCHER HYDRAULIC 1 BANK, 3/4" BSP 100 L/MIN DOUBLE ACTING CYLINDER SPOOL 3 POSITIONS, SPRING RETURN HDM25/1K031 150/A01 L100	320	£152.66	€ 206.09
200.0725.24.001	BUCHER HYDRAULIC 2 BANK, 3/4" BSP 100 L/MIN DOUBLE ACTING CYLINDER SPOOL 3 POSITIONS, SPRING RETURN HDM25/2K031 150/A01/A01 L100	320	£274.07	€ 370.00

### 3/4" PORTS MAX FLOW 160L/MIN MONOBLOCK SD18 SERIES C/W MAIN RELIEF VALVE

www.flowfitonline.com  
TECH. DATA SHEET  
**DCV6**

**walvoil**  
HYDRAULIC CONTROL SYSTEMS



Ex.: SD18/2-P(KG3-120)/18L/18L/AET

PART NO	DESCRIPTION	OPERATING PRESSURE BAR	NETT PRICE	
			£ STERLING	€ EUROS
106111001	SD18/1-P(KG3)/18L/AET 1 BANK DOUBLE ACTING SPRING RETURN LEVER OPERATED	250	£342.01	€ 461.71
106211001	SD18/2-P(KG3)/18LX2/AET 2 BANK DOUBLE ACTING SPRING RETURN LEVER OPERATED	250	£504.68	€ 681.32
106311001	SD18/3-P(KG3)/18LX3/AET 3 BANK DOUBLE ACTING SPRING RETURN LEVER OPERATED	250	£683.70	€ 922.99
106411001	SD18/4-P(KG3)/18LX4/AET 4 BANK DOUBLE ACTING SPRING RETURN LEVER OPERATED	250	£837.62	€ 1,130.78
106511001	SD18/5-P(KG3)/18LX5/AET 5 BANK DOUBLE ACTING SPRING RETURN LEVER OPERATED	250	£1,004.84	€ 1,356.53
106611001	SD18/6-P(KG3)/18LX6/AET 6 BANK DOUBLE ACTING SPRING RETURN LEVER OPERATED	250	£1,210.65	€ 1,634.38

**FOR SALES & ADVICE CALL US 01584 876033**

## SLICE DIRECTIONAL CONTROL VALVES TYPE HDS



The HDS valve range represents a flexible unit construction, the elements of which may be combined into one valve unit as required. The valves are available connected in parallel and in series circuits. A typical valve unit comprises an inlet plate, the directional control valve sections and end plate. With all valves in neutral the flow returned to the tank (open centre). In addition high pressure carry over or closed centre circulation are available.

- Lever control
- Electro hydraulic on/off and proportional operation
- Open centre, closed centre and high pressure carryover
- Pilot operated check valves
- Priority flow control valves
- Shock, anticavitation and combined shock and anticavitation valves

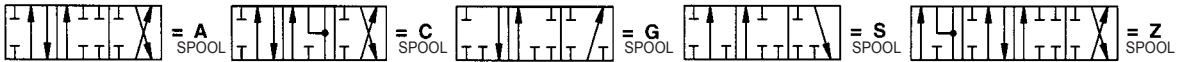
TECHNICAL DATA		HDS 11	HDS 15	HDS 20	HDS 30	SD25
Number of spools		1-10	1-10	1-10	1-10	1-10
Flow rate	l/min	45	60	80	120	240
Inlet pressure max.	bar	320	320	320	320	315
Return pressure max.	bar	30	30	30	30	25
Fluid		Mineral oil to DIN 51524				
Operating temperature	°C	-20 to +80				
Viscosity range	mm <sup>2</sup> /s	16 to 75				
Filtration	Micron	≤30				

### Directional valve

CONTROLS AVAILABLE: Lever / joystick for 2 valves / cable control / hydraulic or pn

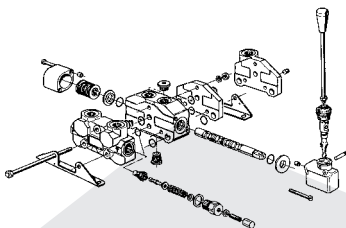
ELECTRO HYDRAULIC (ON/OFF) / ELECTRO PNEUMATIC PROPORTIONAL

### SPOOLS AVAILABLE – PLUS MANY MORE

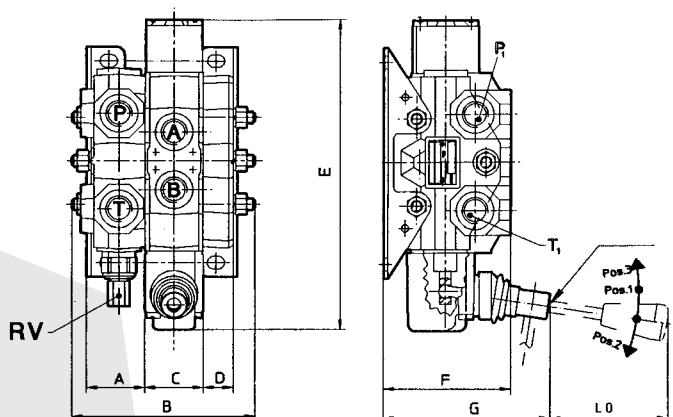


	A	B	C	D	E	F	G	P+T	A+B
HDS 11	40	31.8 x W + 101.6	31.8	40	171	75	122	3/8" BSP	
HDS 15	44	40 x W + 86	40	21	179	88	115	1/2" BSP	
HDS 20	40	40 x W + 100	40	40	252	106	121	3/4"	1/2" BSP
HDS 30	50	44 x W + 124	44	50	262	113	126	1"	3/4"
SD 25	N/A	62 x W + 173	N/A	62	356	N/A	137	P 1" T 1 1/4"	1"

W = Width of directional sections (max. 10 sections per control block)



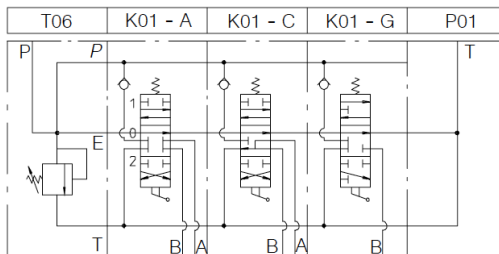
LEVER LENGTHS – MM					
HDM 140	150	200	250	300	-
HDS 11	150	200	250	300	-
HDS 15	-	185	250	300	350
HDS 20	-	185	250	300	350
HDS 30	-	185	250	300	350
SD25	150	200	250	300	-



## HDS11 SLICE VALVE 3/8" PORTS MAX FLOW 45L/MIN C/W MAIN RELIEF AND MOUNTING FEET.

www.flowfitonline.com  
TECH. DATA SHEET  
**DCV7**

**BUCHER**  
hydraulics

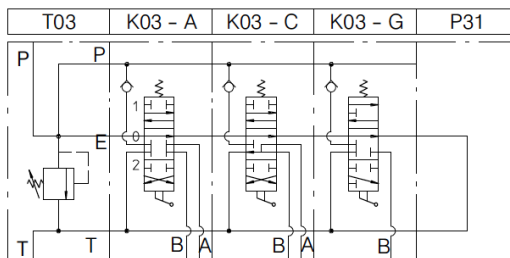


PART NO	DESCRIPTION	MAX FLOW L/MIN	OPERATING PRESSURE BAR	NETT PRICE	
				£ STERLING	€ EUROS
HDS11/1/STD	1 BANK DOUBLE ACTING SPRING RETURN LEVER OPERATED	45	320	£112.75	€ 136.37
HDS11/2/STD	2 BANK DOUBLE ACTING SPRING RETURN LEVER OPERATED	45	320	£171.00	€ 206.83
HDS11/3/STD	3 BANK DOUBLE ACTING SPRING RETURN LEVER OPERATED	45	320	£228.51	€ 276.39
HDS11/4/STD	4 BANK DOUBLE ACTING SPRING RETURN LEVER OPERATED	45	320	£286.02	€ 345.94
HDS11/5/STD	5 BANK DOUBLE ACTING SPRING RETURN LEVER OPERATED	45	320	£344.28	€ 416.41
HDS11/6 /STD	6 BANK DOUBLE ACTING SPRING RETURN LEVER OPERATED	45	320	£402.54	€ 486.88
HDS11/7/STD	7 BANK DOUBLE ACTING SPRING RETURN LEVER OPERATED	45	320	£460.04	€ 556.43
HDS11/8/STD	8 BANK DOUBLE ACTING SPRING RETURN LEVER OPERATED	45	320	£518.30	€ 626.90
HDS11/9/STD	9 BANK DOUBLE ACTING SPRING RETURN LEVER OPERATED	45	320	£576.57	€ 697.37
HDS11/10/STD	10 BANK DOUBLE ACTING SPRING RETURN LEVER OPERATED	45	320	£634.07	€ 766.92

## HDS15 SLICE VALVE 1/2" PORTS MAX FLOW 60L/MIN C/W MAIN RELIEF AND MOUNTING FEET.

www.flowfitonline.com  
TECH. DATA SHEET  
**DCV8**

**BUCHER**  
hydraulics

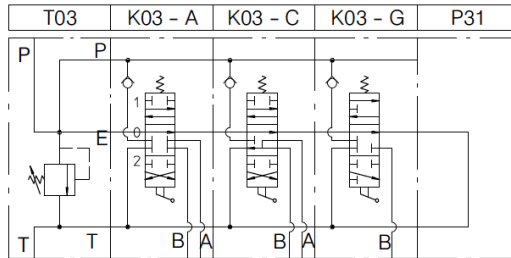


PART NO	DESCRIPTION	MAX FLOW L/MIN	OPERATING PRESSURE BAR	NETT PRICE	
				£ STERLING	€ EUROS
HDS15/1/STD	1 BANK DOUBLE ACTING SPRING RETURN LEVER OPERATED	60	320	£149.36	€ 201.64
HDS15/2/STD	2 BANK DOUBLE ACTING SPRING RETURN LEVER OPERATED	60	320	£225.63	€ 304.61
HDS15/3/STD	3 BANK DOUBLE ACTING SPRING RETURN LEVER OPERATED	60	320	£301.90	€ 407.56
HDS15/4/STD	4 BANK DOUBLE ACTING SPRING RETURN LEVER OPERATED	60	320	£406.88	€ 549.28
HDS15/5/STD	5 BANK DOUBLE ACTING SPRING RETURN LEVER OPERATED	60	320	£453.65	€ 612.43
HDS15/6/STD	6 BANK DOUBLE ACTING SPRING RETURN LEVER OPERATED	60	320	£529.92	€ 715.40
HDS15/7/STD	7 BANK DOUBLE ACTING SPRING RETURN LEVER OPERATED	60	320	£606.20	€ 818.37
HDS15/8/STD	8 BANK DOUBLE ACTING SPRING RETURN LEVER OPERATED	60	320	£682.46	€ 921.32
HDS15/9/STD	9 BANK DOUBLE ACTING SPRING RETURN LEVER OPERATED	60	320	£758.74	€ 1,024.30
HDS15/10/STD	10 BANK DOUBLE ACTING SPRING RETURN LEVER OPERATED	60	320	£834.21	€ 1,126.19

## HDS20 SLICE VALVE 1/2" PORTS (A+B), 3/4" PORTS (P+T) MAX FLOW 80 L/MIN C/W MAIN RELIEF AND MOUNTING FEET.

www.flowfitonline.com  
TECH. DATA SHEET  
**DCV9**

**BUCHER**  
hydraulics

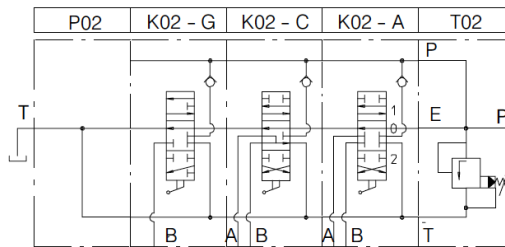


PART NO	DESCRIPTION	MAX FLOW L/MIN	OPERATING PRESSURE BAR	NETT PRICE	
				£ STERLING	€ EUROS
HDS20/1/STD	1 BANK DOUBLE ACTING SPRING RETURN LEVER OPERATED	80	320	£186.08	€ 251.21
HDS20/2/STD	2 BANK DOUBLE ACTING SPRING RETURN LEVER OPERATED	80	320	£274.67	€ 370.80
HDS20/3/STD	3 BANK DOUBLE ACTING SPRING RETURN LEVER OPERATED	80	320	£363.20	€ 490.31
HDS20/4/STD	4 BANK DOUBLE ACTING SPRING RETURN LEVER OPERATED	80	320	£451.72	€ 609.82
HDS20/5/STD	5 BANK DOUBLE ACTING SPRING RETURN LEVER OPERATED	80	320	£540.26	€ 729.35
HDS20/6/STD	6 BANK DOUBLE ACTING SPRING RETURN LEVER OPERATED	80	320	£628.77	€ 848.84
HDS20/7/STD	7 BANK DOUBLE ACTING SPRING RETURN LEVER OPERATED	80	320	£716.55	€ 967.34
HDS20/8/STD	8 BANK DOUBLE ACTING SPRING RETURN LEVER OPERATED	80	320	£811.13	€ 1,095.02
HDS20/9/STD	9 BANK DOUBLE ACTING SPRING RETURN LEVER OPERATED	80	320	£897.93	€ 1,212.20
HDS20/10/STD	10 BANK DOUBLE ACTING SPRING RETURN LEVER OPERATED	80	320	£979.97	€ 1,322.95

## HDS30 SLICE VALVE 3/4" PORTS MAX FLOW 120L/MIN C/W MAIN RELIEF AND MOUNTING FEET.

www.flowfitonline.com  
TECH. DATA SHEET  
**DCV10**

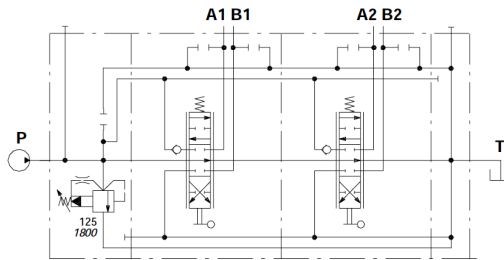
**BUCHER**  
hydraulics



PART NO	DESCRIPTION	MAX FLOW L/MIN	OPERATING PRESSURE BAR	NETT PRICE	
				£ STERLING	€ EUROS
HDS30/1/STD	1 BANK DOUBLE ACTING SPRING RETURN LEVER OPERATED	120	320	£246.67	€ 333.00
HDS30/2/STD	2 BANK DOUBLE ACTING SPRING RETURN LEVER OPERATED	120	320	£348.03	€ 469.84
HDS30/3/STD	3 BANK DOUBLE ACTING SPRING RETURN LEVER OPERATED	120	320	£451.72	€ 609.82
HDS30/4/STD	4 BANK DOUBLE ACTING SPRING RETURN LEVER OPERATED	120	320	£550.08	€ 742.61
HDS30/5/STD	5 BANK DOUBLE ACTING SPRING RETURN LEVER OPERATED	120	320	£653.75	€ 882.56
HDS30/6/STD	6 BANK DOUBLE ACTING SPRING RETURN LEVER OPERATED	120	320	£758.93	€ 1,024.55
HDS30/7/STD	7 BANK DOUBLE ACTING SPRING RETURN LEVER OPERATED	120	320	£854.26	€ 1,153.25
HDS30/8/STD	8 BANK DOUBLE ACTING SPRING RETURN LEVER OPERATED	120	320	£957.92	€ 1,293.19
HDS30/9/STD	9 BANK DOUBLE ACTING SPRING RETURN LEVER OPERATED	120	320	£1,056.28	€ 1,425.98
HDS30/10/STD	10 BANK DOUBLE ACTING SPRING RETURN LEVER OPERATED	120	320	£1,157.68	€ 1,562.86

**SD25 SLICE VALVE 1" PORTS MAX FLOW 240L/MIN C/W MAIN RELIEF VALVE AND MOUNTING FEET.**

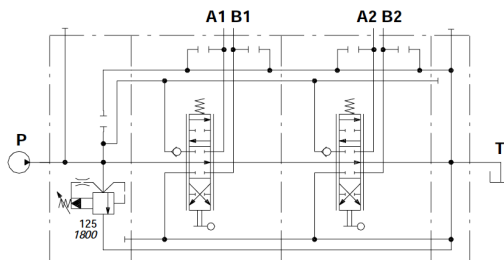
www.flowfitonline.com  
TECH. DATA SHEET  
**DCV11**



PART NO	DESCRIPTION	MAX FLOW L/MIN	OPERATING PRESSURE BAR	NETT PRICE	
				£ STERLING	€ EUROS
SD25/1/STD	1 BANK DOUBLE ACTING SPRING RETURN LEVER OPERATED	240	315	£702.18	€ 947.94
SD25/2/STD	2 BANK DOUBLE ACTING SPRING RETURN LEVER OPERATED	240	315	£994.54	€ 1,342.63
SD25/3/STD	3 BANK DOUBLE ACTING SPRING RETURN LEVER OPERATED	240	315	£1,284.79	€ 1,734.47
SD25/4/STD	4 BANK DOUBLE ACTING SPRING RETURN LEVER OPERATED	240	315	£1,579.89	€ 2,132.86
SD25/5/STD	5 BANK DOUBLE ACTING SPRING RETURN LEVER OPERATED	240	315	£1,872.72	€ 2,528.17
SD25/6/STD	6 BANK DOUBLE ACTING SPRING RETURN LEVER OPERATED	240	315	£2,167.05	€ 2,925.52
SD25/7/STD	7 BANK DOUBLE ACTING SPRING RETURN LEVER OPERATED	240	315	£2,461.39	€ 3,322.88
SD25/8/STD	8 BANK DOUBLE ACTING SPRING RETURN LEVER OPERATED	240	315	£2,755.74	€ 3,720.24
SD25/9/STD	9 BANK DOUBLE ACTING SPRING RETURN LEVER OPERATED	240	315	£3,049.32	€ 4,116.58
SD25/10/STD	10 BANK DOUBLE ACTING SPRING RETURN LEVER OPERATED	240	315	£3,342.90	€ 4,512.91

**FLOW 250 SLICE VALVE 1" SERVICE PORTS MAX FLOW 250L/MIN C/W MAIN RELIEF AND MOUNTING FEET. INLET 1 1/4" AND OUTLET 1 1/2"**

www.flowfitonline.com  
TECH. DATA SHEET  
**DCV12**



PART NO	DESCRIPTION	MAX FLOW L/MIN	OPERATING PRESSURE BAR	NETT PRICE	
				£ STERLING	€ EUROS
FLOW250/1/STD	1 BANK DOUBLE ACTING SPRING RETURN LEVER OPERATED	250	350	£413.50	€ 558.23
FLOW250/2/STD	2 BANK DOUBLE ACTING SPRING RETURN LEVER OPERATED	250	350	£582.99	€ 787.04
FLOW250/3/STD	3 BANK DOUBLE ACTING SPRING RETURN LEVER OPERATED	250	350	£759.70	€ 1,025.59
FLOW250/4/STD	4 BANK DOUBLE ACTING SPRING RETURN LEVER OPERATED	250	350	£935.19	€ 1,262.51
FLOW250/5/STD	5 BANK DOUBLE ACTING SPRING RETURN LEVER OPERATED	250	350	£1,111.89	€ 1,501.05
FLOW250/6/STD	6 BANK DOUBLE ACTING SPRING RETURN LEVER OPERATED	250	350	£1,288.59	€ 1,739.60
FLOW250/7/STD	7 BANK DOUBLE ACTING SPRING RETURN LEVER OPERATED	250	350	£1,466.49	€ 1,979.77
FLOW250/8/STD	8 BANK DOUBLE ACTING SPRING RETURN LEVER OPERATED	250	350	£1,643.19	€ 2,218.30
FLOW250/9/STD	9 BANK DOUBLE ACTING SPRING RETURN LEVER OPERATED	250	350	£1,821.09	€ 2,458.47
FLOW250/10/STD	10 BANK DOUBLE ACTING SPRING RETURN LEVER OPERATED	250	350	£1,997.79	€ 2,697.02

## ROTARY HYDRAULIC OPERATED LEVER VALVES

All valves are double acting three position rotary control detent notched in the neutral position.

All valves have an integral main relief 30-280BAR/435PSI - 4060PSI.

Max operating pressure - see below.

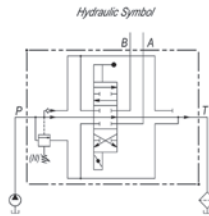
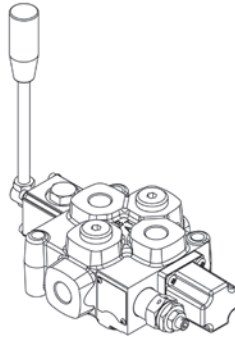
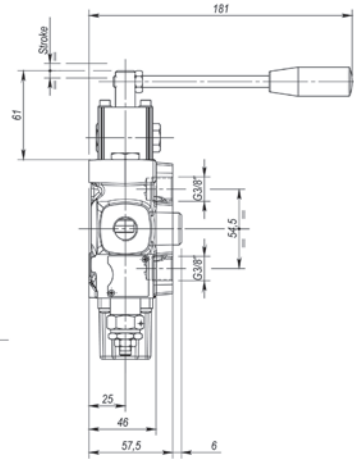
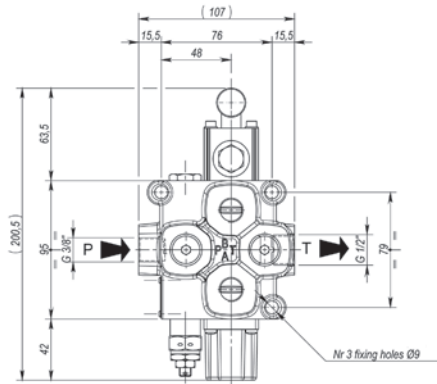
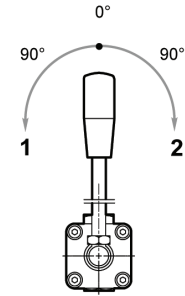
Ports 3/8" - 1/2" and 3/4" BSP available.

Painted - Primer Expo Inver No1 and finished with black paint castalux CAS - RAL 9005.

These valves are fully marinated and will outlive an agricultural market valve by many years when used in a sea water environment.

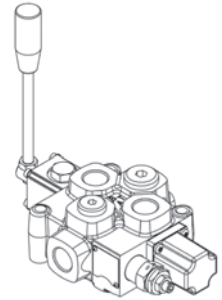
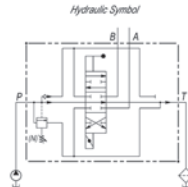
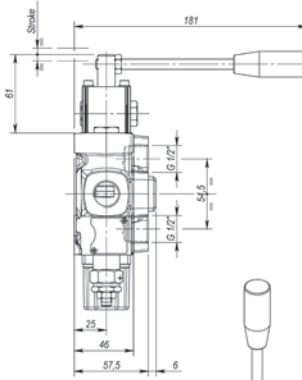
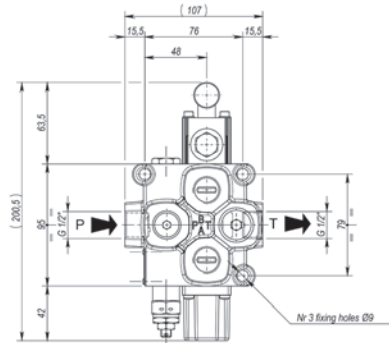
The rotary versions give good speed control in conjunction with excellent spool metering.

Ideal for winch applications and built to withstand harsh on-deck conditions.



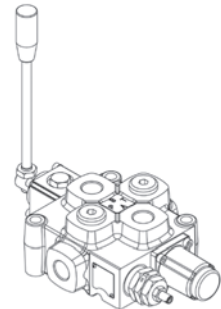
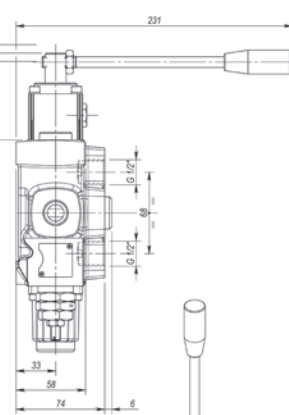
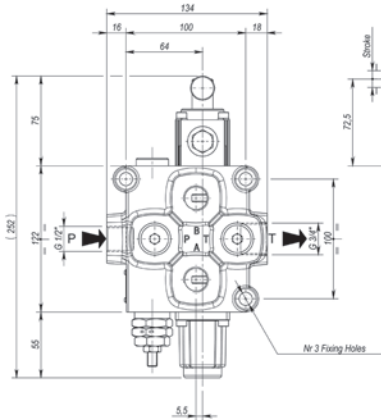
PART NO	DESCRIPTION	FLOW L/MIN	OPERATION PRESSURE BAR	PORT SIZE BSP		NETT PRICE	
				P, A + B	T	£ STERLING	€ EUROS
ZZ002054	Q25 F1S(N) - 103/RTLS - F3D	40	350	3/8"	3/8"	£118.52	€ 160.00





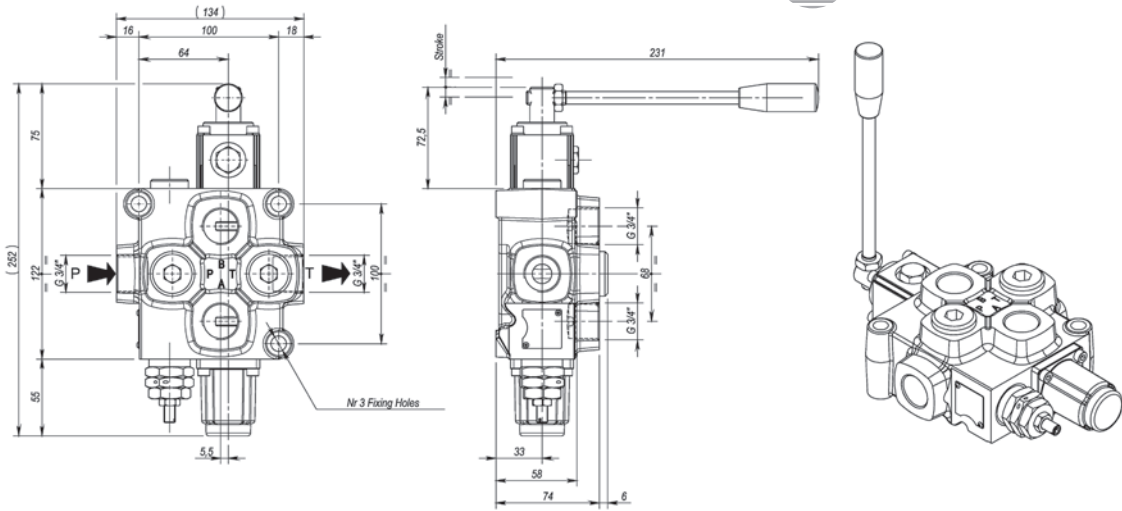
www.flowfitonline.com  
TECH. DATA SHEET  
**DCV14**

PART NO	DESCRIPTION	FLOW L/MIN	OPERATION PRESSURE BAR	PORT SIZE BSP		NETT PRICE	
				P, A + B	T	£ STERLING	€ EUROS
ZZ001867	Q45 F1S(N) - 103/RTLS - F3D	60	350	1/2"	1/2"	£109.39	€ 147.68

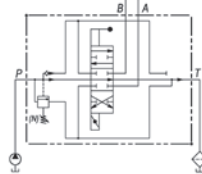


www.flowfitonline.com  
TECH. DATA SHEET  
**DCV15**

PART NO	DESCRIPTION	FLOW L/MIN	OPERATION PRESSURE BAR	PORT SIZE BSP		NETT PRICE	
				P, A + B	T	£ STERLING	€ EUROS
ZZ002055	Q75 F1S(N) - 103/RTLS - F3D	90	350	1/2"	3/4"	£174.30	€ 235.31



Hydraulic Symbol



PART NO	DESCRIPTION	FLOW L/MIN	OPERATION PRESSURE BAR	PORT SIZE BSP		NETT PRICE	
				P, A + B	T	£ STERLING	€ EUROS
ZZ002056	Q95 F1S(N) - 103/RTLS - F3D	120	350	3/4"	3/4"	£178.51	€ 240.99

## MONOBLOCK CONTROL VALVE C/W FLOW CONTROL

Ideal for control of hydraulic motors and hydraulic cylinders.

The valve is double acting c/w 3 position detent kit.

Valves have an integral main relief 30-280BAR/435PSI - 4060PSI.

Max operating pressure 300 BAR

Ports P, A, B and T 1/2" BSP

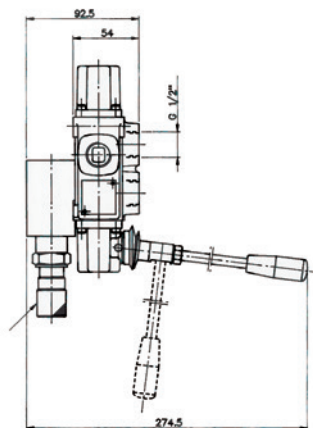
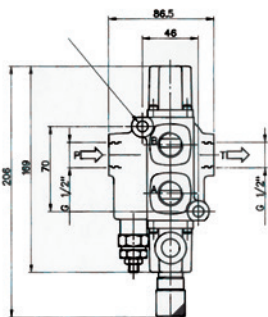
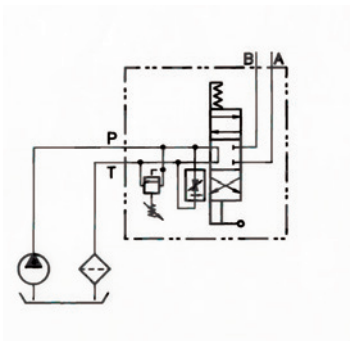
Max input flow 50L/Min

The pressure compensated flow control will control the speed of a hydraulic motor or hydraulic cylinder.

All residual flow will return down the tank line.



www.flowfitonline.com  
TECH. DATA SHEET  
**DCV17**



PART NO	DESCRIPTION	FLOW L/MIN	OPERATION PRESSURE BAR	PORT SIZE BSP		NETT PRICE	
				P, A + B	T	£ STERLING	€ EUROS
ZZ002059	Q35 F7S(N) - 103/A1/R3/RPA Double acting spool valves C/W 3 position detent lever control C/W pressure compensated flow control	50	300	1/2"	1/2"	£138.24	€ 186.62

## HYDRAULIC HOSE-REEL VALVE LEVER OPERATED C/W FLOW CONTROL

### GENERAL

This compact valve has been specifically designed to operate hose and cable reels.

The valve is fitted with an adjustable priority flow control on the inlet section, this is pressure compensated, the excess flow returns to tank.

The main relief is adjustable from 96 - 210 bar, other spring settings available upon request.

The lever operating spool slice has 4 positions.

The desired speed is selected using the speed control knob then the direction of the flow is selected using the spring centre lever, you can select forward, neutral or reverse. The lever can also be detented into a fourth position - commonly known as 'floating fourth', the fourth position allows the reel to 'free wheel' enabling the hose to be pulled off by hand. In the neutral position the reel is locked hydraulically.

### Features

- Very compact
- Light weight
- Variable speed
- Pressure compensated maintaining constant speed irrespective of load or flow
- Adjustable relief valve
- Quality floating fourth kit.



www.flowfitonline.com  
TECH. DATA SHEET  
**DCV18**

**BUCHER**  
hydraulics

PART NO	DESCRIPTION	FLOW L/MIN	MAX INTERMITTENT PEAK PRESSURE BAR	PORT SIZE BSP		NETT PRICE	
				P, A + B	T	£ STERLING	€ EUROS
ZZ001864	HDS11/2(15)T09/P04/K90 - 2 /K09Z04L100	45	320	3/8"	3/8"	£235.60	€ 318.06
ZZ001865	HDS15/2(15)T03/P31/K90 - 3 /K03Z136L100	60	320	1/2"	1/2"	£293.30	€ 395.96

## HYDRAULIC HOSE-REEL VALVE WITHOUT FLOW CONTROL

These compact valves have been specifically designed to operate hose and cable reels. Each valve comes complete with a main relief valve fully adjustable from 96 - 210 bar, other spring settings available upon request.

The lever operating spool slice has 4 positions.

The direction of flow is selected using the spring centred lever valve, select forward, neutral or reverse. The lever can also be detented into a fourth position - commonly known as a "floating fourth", the fourth position allows the reel to "free wheel" enabling the hose to be pulled off by hand. In the neutral position the reel is locked hydraulically and the pump will unload the flow to tank.



ZZ001868



ZZ001869



ZZ000208

www.flowfitonline.com  
TECH. DATA SHEET  
**DCV19**

**BUCHER**  
hydraulics

### MONOBLOCK VALVE

PART NO	DESCRIPTION	FLOW L/MIN	MAX INTERMITTENT PEAK PRESSURE BAR	PORT SIZE BSP		NETT PRICE	
				P, A + B	T	£ STERLING	€ EUROS
ZZ001868	HDM140/1(15)K02/Z04L100 C/W HANDLEVER	40	320	3/8"	3/8"	£72.13	€ 97.38
ZZ001869	HDM115/1(15)KC3/Z04L100 C/W HANDLEVER	45	400	1/2"	1/2"	£120.81	€ 163.09
ZZ000208	HDM18/1(15)K02/Z136L100 C/W HANDLEVER	70	400	1/2"	1/2"	£140.04	€ 189.05
ZZ001881	HDM25/1(15)K03/Z128L100 C/W HANDLEVER	100	320	3/4"	3/4"	£170.69	€ 230.43



ZZ001870



ZZ001871

www.flowfitonline.com  
TECH. DATA SHEET  
**DCV20**

**BUCHER**  
hydraulics

### SLICE VALVE

PART NO	DESCRIPTION	FLOW L/MIN	MAX INTERMITTENT PEAK PRESSURE BAR	PORT SIZE BSP		NETT PRICE	
				P, A + B	T	£ STERLING	€ EUROS
ZZ001870	HDS11/1(15)T09P04K04204 L100 C/W HAND LEVER	45	320	3/8"	3/8"	£132.82	€ 179.31
ZZ001871	HDS15/1(15)T03P31K03Z136 L100 C/W HANDLEVER	60	320	1/2"	1/2"	£164.08	€ 221.51
ZZ001882	HDS20/1(15)T02P021K02/Z128 L100 C/W HANDLEVER	80	320	3/4", 1/2"+1/2"	3/4"	£200.74	€ 271.00
ZZ001883	HDS30/1(15)T02P021K02Z125 L100 C/W HANDLEVER	100	320	3/4"	3/4"	£273.11	€ 368.70

## SOLENOID DIVERTER VALVES

www.flowfitonline.com  
TECH. DATA SHEET  
**DCV21**



**DFE052**  
3 WAY  
3/8" BSP

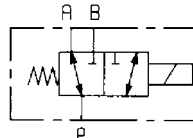


**DFE20**  
3 WAY  
3/4" BSP

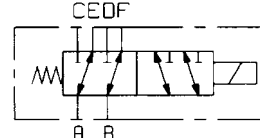


**DFE10**  
6 WAY • 1/2" BSP

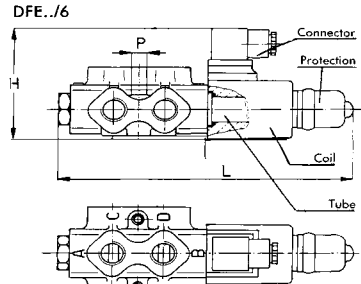
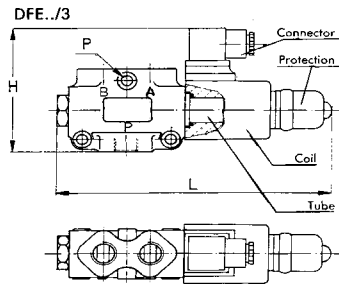
Diverters are an added extra facility to the directional control valve when it is needed for a sequence of operations, such as a safety operation or to control a selected actuator.



**3 WAY**



**6 WAY**



Note: for DFE 10-DFE 20 units the 2 way version is obtained by plugging A or B port of a DFE../3

Type	H		L		O		P		Weight		Details for Y drain connection
	mm	in	mm	in	mm	in	mm	in	Kg	lb	
<b>DFE 052/3</b>	84	3.30	182	7.16	23	0.90	6,5	0.25	1,7	3.7	
<b>DFE 052/6</b>	84	3.30	197	7.75	23	0.90			1,9	4.2	
<b>DFE 10/3</b>	105	4.13	215	8.46	24	0.94	8,5	0.33	2,9	6.4	
<b>DFE 10/6</b>	103	4.05	242	9.52	24	0.94			3,7	8.1	
<b>DFE 20/3</b>	114	4.48	241	9.48	17	0.67	10,5	0.41	5,2	11.5	
<b>DFE 20/6</b>	103	4.05	276	10.86	17	0.67			5,3	11.7	

### 3 WAY SOLENOID DIVERTER VALVES

PART NUMBER	PORT SIZE BSP	TYPE	VOLTAGE	NOMINAL FLOW L/MIN	MAX PRESSURE STANDARD (BAR)	MAX PRESSURE WITH DRAIN (BAR)	WEIGHT (KG)	NETT PRICE	
								£ STERLING	€ EUROS
12A240020	3/8"	DFE052	12V DC	30	160	250	1.6	£154.91	€ 209.12
12A240040	3/8"	DFE052	24V DC	30	160	250	1.6	£154.91	€ 209.12
12A440013	1/2"	DFE10	12V DC	60	160	250	2.9	£204.06	€ 275.48
12A440025	1/2"	DFE10	24V DC	60	160	250	2.9	£204.18	€ 275.65
12A640014	3/4"	DFE20	12V DC	110	160	250	4.2	£276.57	€ 373.37
12A640026	3/4"	DFE20	24V DC	110	160	250	4.2	£276.57	€ 373.37

### 6 WAY SOLENOID DIVERTER VALVES

PART NUMBER	PORT SIZE BSP	TYPE	VOLTAGE	NOMINAL FLOW L/MIN	MAX PRESSURE STANDARD (BAR)	MAX PRESSURE WITH DRAIN (BAR)	WEIGHT (KG)	NETT PRICE	
								£ STERLING	€ EUROS
12A270033	3/8"	DFE052	12V DC	30	160	250	2	£175.71	€ 237.20
12A270023	3/8"	DFE052	24V DC	30	160	250	2	£175.71	€ 237.20
12A470013	1/2"	DFE10	12V DC	60	160	250	3.7	£215.39	€ 290.77
12A470025	1/2"	DFE10	24V DC	60	160	250	3.7	£215.39	€ 290.77
12A670014	3/4"	DFE20	12V DC	110	160	250	6.3	£303.22	€ 409.35
12A670026	3/4"	DFE20	24V DC	110	160	250	6.3	£303.22	€ 409.35

**OPTIONAL EXTRAS** \* Connect to tank to give max. pressure of 250 bar.

PART NUMBER	DESCRIPTION	NETT PRICE	
		£ STERLING	€ EUROS
2X1001010	TYPE CO2 (ISO4400) 12/24V DC HERSCHMANN CONNECTOR	£2.93	€ 3.96
5GIU001	DRAIN CONNECTOR TO SUIT DFE052	£8.86	€ 11.96
5GIU004	DRAIN CONNECTOR TO SUIT DFE10	£10.32	€ 13.93
5GIU007	DRAIN CONNECTOR TO SUIT DFE20	£12.54	€ 16.93



# LEVER OPERATED DIVERTER VALVES 'DF' SERIES



www.flowfitonline.com  
TECH. DATA SHEET  
**DCV21**

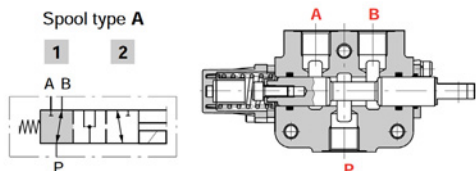
**DF5/3A/17L**



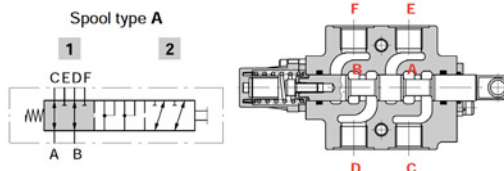
	DF5	DF10	DF20	DF25
N. of available ways	2-3-6	2-3-6	2-3-6	3
Nominal flow rating	60 l/min	90 l/min	140 l/min	280 l/min
Operating pressure (maximum)	315 bar 4600 psi	315 bar 4600 psi	315 bar 4600 psi	315 bar 4600 psi
Internal leakage A(B)→T	<i>Ap=100 bar 1450 psi with fluid and valve at 40°C</i>			
	5 cm <sup>3</sup> /min 0.31 in <sup>3</sup> /min	5 cm <sup>3</sup> /min 0.31 in <sup>3</sup> /min	8 cm <sup>3</sup> /min 0.49 in <sup>3</sup> /min	8 cm <sup>3</sup> /min 0.49 in <sup>3</sup> /min
Hydraulic fluid	Mineral base oil			
Fluid temperature	with NBR seals: from -20°C to 80°C with FPM seals: from -20°C to 100°C			
Viscosity	operating range: from 15 to 75 mm <sup>2</sup> /s - from 15 to 75 cSt minimum: 12 mm <sup>2</sup> /s - 12 cSt maximum: 400 mm <sup>2</sup> /s - 400 cSt			
Max. level of contamination	-19/16 - ISO 4406			
Ambient temperature for working conditions	with mechanical control: from -40°C to 60°C with hydraulic and pneumatic controls: from -30°C to 60°C with electric controls: from -20°C to 50°C			

### 3 WAY

It's possible to obtain 2 Way diverter valve plugging port A or B

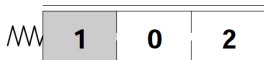


### 6 WAY




### WITH SPRING RETURN

#### 17 KIT



### WITH DETENT

#### 12 KIT Detent in positions 1 and 2.



PART NUMBER	DESCRIPTION - LEVER OPERATED	PORT SIZE BSP	FLOW RATE L/ MIN	MAX. PRESS. BAR	NETT PRICE	
					£ STERLING	€ EUROS
122052040	DF5/3A/12/L 3 PORT 2 POSITION DETENT	3/8"	60	315	£119.10	€ 160.79
122054040	DF5/3A/17/L 3 PORT 2 POSITION SPRING CONTROL BIAS TO 'A' PORT	3/8"	60	315	£91.70	€ 123.80
124052040	DF10/3A/12/L 3 PORT 2 POSITION DETENT	1/2"	90	315	£135.42	€ 182.82
124054040	DF10/3A/17/L 3 PORT 2 POSITION SPRING CONTROL BIAS TO 'A' PORT	1/2"	90	315	£99.82	€ 134.76
126052040	DF20/3A/12/L 3 PORT 2 POSITION DETENT	3/4"	140	315	£190.74	€ 257.50
126054040	DF20/3A/17/L 3 PORT 2 POSITION SPRING CONTROL BIAS TO 'A' PORT	3/4"	140	315	£175.85	€ 237.40
127052040	DF25/3A/12/L 3 PORT 2 POSITION DETENT	1"	280	315	£297.80	€ 402.03
127054040	DF25/3A/17/L 3 PORT 2 POSITION SPRING CONTROL BIAS TO 'A' PORT	1"	280	315	£279.37	€ 377.15
122082040	DF5/6A/12/L 6 PORT 2 POSITION DETENT	3/8"	60	315	£141.77	€ 191.39
122084040	DF5/6A/17/L 6 PORT 2 POSITION SPRING CONTROL BIAS TO 'A' PORT	3/8"	60	315	£112.02	€ 151.23
124082040	DF10/6A/12/L 6 PORT 2 POSITION DETENT	1/2"	90	315	£155.28	€ 209.63
124084040	DF10/6A/17/L 6 PORT 2 POSITION SPRING CONTROL BIAS TO 'A' PORT	1/2"	90	315	£143.22	€ 193.35
126082040	DF20/6A/12/L 6 PORT 2 POSITION DETENT	3/4"	140	315	£212.01	€ 286.21
126084040	DF20/6A/17/L 6 PORT 2 POSITION SPRING CONTROL BIAS TO 'A' PORT	3/4"	140	315	£197.11	€ 266.10



## MONOBLOCK DIRECTIONAL CONTROL VALVES



- High technical performances granting larger application range.
- Special high resistance cast-iron body, suitable for high working pressures.
- Nickel-plated offering granting long working life under high pressure conditions (see attached scheme).
- Standard circuit in parallel grants simultaneous operations, and due to negative overlaps and dedicate metering, there is proportional movement at the working ports.
- Minimal internal leakages.
- Interchangeability of the spools also with the ones of the sectional valves with "parallel" or "single" scheme
- Possibility to reverse the control side, turning the spool of 180° permits unication, versatility and low value of some parts in stock.
- Free movement version "Y shape" allows high oil flow with low pressure drops, in relation with the small dimensions of the control valves.
- Above features not valid for Q35 having positive overlap. The Q35 spools are interchangeable.

### NOTES FOR DIRECTIONAL CONTROL VALVES ASSEMBLY

- The three feet of the valve must always and perfectly rest on a 180° degree at surface.
- No conical nipples with J C thread must be used.
- Before painting the control valve, do not use diluents or any products that could damage rubber parts.

	Q35	Q15	GMV15	Q25	Q45	Q65	Q75	Q95
<b>Working sections maximum</b>	1	1	4	8	1	6	6	
<b>Oil temperature range</b>	-30 ÷ 80 °C							
<b>Recommended oil temperature</b>	30° ÷ 60 °C							
<b>Recommended filtration</b>	26/23µm ISO DIS 4406							
<b>Hydraulic fluid</b>	Mineral oil							
<b>Viscosity</b>	10 ÷ 400 mm <sup>2</sup> /s							

		1.85 (4.1)	1.20 (2.6)	—	3.00 (6.6)	3.40 (7.5)	5.70 (12.6)	5.70 (12.6)
<b>Weight (lbs)</b>	<b>1 Working section</b>	—	—	2.50 (5.5)	4.50 (9.9)	—	7.60 (16.8)	7.60 (16.8)
	<b>2 Working sections</b>	—	—	3.15 (6.9)	5.60 (12.3)	—	10.40 (22.9)	10.40 (22.9)
	<b>3 Working sections</b>	—	—	3.80 (8.4)	7.30 (16.1)	—	12.40 (27.3)	12.40 (27.3)
	<b>4 Working sections</b>	—	—	—	8.90 (19.6)	—	14.50 (32.0)	14.8 (32.6)
	<b>5 Working sections</b>	—	—	—	10.1 (22.3)	—	16.60 (36.6)	18.3 (40.4)
	<b>6 Working sections</b>	—	—	—	11.0 (24.3)	—	—	—
	<b>7 Working sections</b>	—	—	—	13.6 (30.0)	—	—	—
	<b>8 Working sections</b>	—	—	—	—	—	—	—

<b>Max working pressure (PSI)</b>	from 1 up to 2 sections	300 (4350)	250 (3625)	280 (4060)	350 (5075)	350 (5075)	350 (5075)	350 (5075)
	3 sections	—	—	280 (4060)	320 (4640)	—	300 (4350)	300 (4350)
	from 4 up to 8 sections	—	—	280 (4060)	300 (4350)	—	270 (3915)	270 (3915)
<b>Max back pressure (PSI)</b>	25 (363)							
On request, 1 or 2 section monoblock valve only, max back pressure allowable is 2610 PSI (indicate the letter "S" at the end of code)	•	—	—	•	•	—	—	—

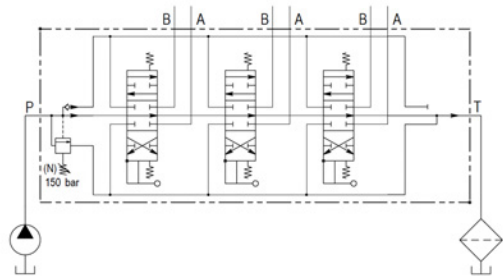
# 1/4" MONOBLOCK CONTROL VALVES GALTECH UP TO 20 L/MIN



www.flowfitonline.com  
TECH. DATA SHEET  
**DCV22**



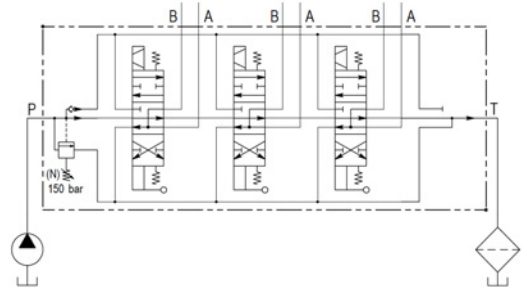
**Q15/GMV15 SERIES**



PART NO	DESCRIPTION	MAX PRESSURE BAR	NETT PRICE	
			£ STERLING	€ EUROS
015010103001000	Galtech Q15 hydraulic 1 bank, 1/4"BSP 20 l/min double acting cylinder spool 3 positions, spring return	250	£49.50	€ 66.83
ZZ006199	Galtech Q15 hydraulic 1 bank, 1/4"BSP 20 l/min single acting cylinder spool 3 position spring return	250	£49.50	€ 66.83
ZZ006197	Galtech Q15 hydraulic 1 bank 1/4" BSP 20 l/min double acting motor spool, 3 position detent spring return	250	£49.50	€ 66.83
ZZ006110	Galtech GMV15 hydraulic 2 bank, 1/4" BSP 20 l/min double acting cylinder spool 3 positions, spring return	280	£75.40	€ 101.79
ZZ006111	Galtech GMV15 hydraulic 3 bank, 1/4" BSP 20 l/min double acting cylinder spool 3 positions, spring return	280	£99.27	€ 134.01
015040103001000	Galtech GMV15hydraulic 4 bank, 1/4" BSP 20 l/min double acting cylinder spool 3 positions, spring return	280	£124.70	€ 168.35



**Q15/GMV15 SERIES**

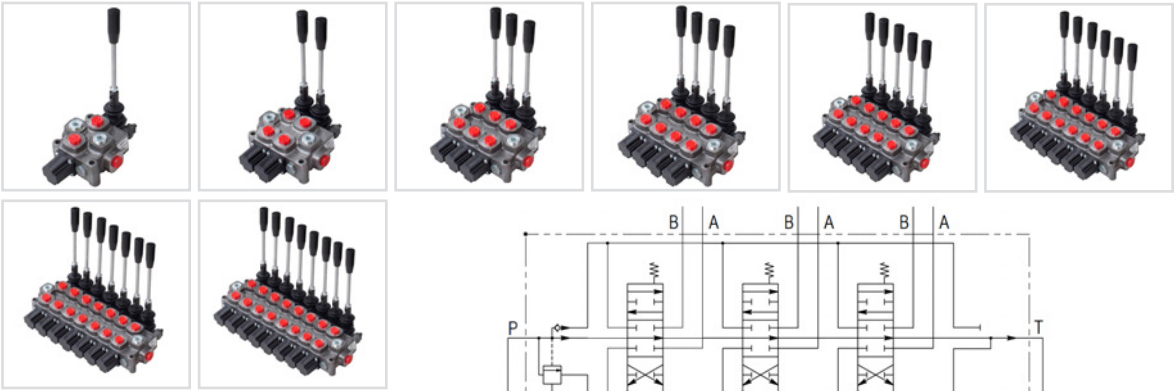


PART NO	DESCRIPTION	MAX PRESSURE BAR	NETT PRICE	
			£ STERLING	€ EUROS
ZZ006112	Galtech Q15 hydraulic 1 bank 1/4" BSP 20 l/min double acting cylinder spool 3 positions, spring return with 12VDC, electro solenoid control c/w manual over-ride.	250	£163.74	€ 221.05
ZZ006207	Galtech Q15 hydraulic 1 bank 1/4" BSP 20 l/min double acting motor spool 3 positions, spring return with 12VDC, electro solenoid control c/w manual over-ride.	250	£163.74	€ 221.05
ZZ006200	Galtech Q15 hydraulic 1 bank 1/4" BSP 20 l/min double acting cylinder spool 3 positions, spring return with 24VDC, electro solenoid control c/w manual over-ride.	250	£163.74	€ 221.05
ZZ006208	Galtech Q15 hydraulic 1 bank 1/4" BSP 20 l/min double acting motor spool 3 positions, spring return with 24VDC, electro solenoid control c/w manual over-ride.	250	£163.74	€ 221.05
ZZ006113	Galtech GMV15 hydraulic 2 bank 1/4" BSP 20 l/min double acting cylinder spool 3 positions, spring return with 12VDC, electro solenoid control c/w manual over-ride.	280	£303.88	€ 410.24
ZZ006203	Galtech GMV15 hydraulic 2 bank 1/4" BSP 20 l/min double acting motor spool 3 positions, spring return with 12VDC, electro solenoid control c/w manual over-ride.	280	£303.88	€ 410.24
ZZ006201	Galtech GMV15 hydraulic 2 bank 1/4" BSP 20 l/min double acting cylinder spool 3 positions, spring return with 24VDC, electro solenoid control c/w manual over-ride.	280	£303.88	€ 410.24
ZZ006204	Galtech GMV15 hydraulic 2 bank 1/4" BSP 20 l/min double acting motor spool 3 positions, spring return with 24VDC, electro solenoid control c/w manual over-ride.	280	£303.88	€ 410.24
ZZ006114	Galtech GMV15 hydraulic 3 bank 1/4" BSP 20 l/min double acting cylinder spool 3 positions, spring return with 12VDC, electro solenoid control c/w manual over-ride.	280	£441.99	€ 596.69
ZZ006205	Galtech GMV15 hydraulic 3 bank 1/4" BSP 20 l/min double acting motor spool 3 positions, spring return with 12VDC, electro solenoid control c/w manual over-ride.	280	£441.99	€ 596.69
ZZ006202	Galtech GMV15 hydraulic 3 bank 1/4" BSP 20 l/min double acting cylinder spool 3 positions, spring return with 24VDC, electro solenoid control c/w manual over-ride.	280	£441.99	€ 596.69
ZZ006206	Galtech GMV15 hydraulic 3 bank 1/4" BSP 20 l/min double acting motor spool 3 positions, spring return with 24VDC, electro solenoid control c/w manual over-ride.	280	£441.99	€ 596.69

## 3/8" MONOBLOCK CONTROL VALVES GALTECH UP TO 40 L/MIN



www.flowfitonline.com  
TECH. DATA SHEET  
**DCV22**

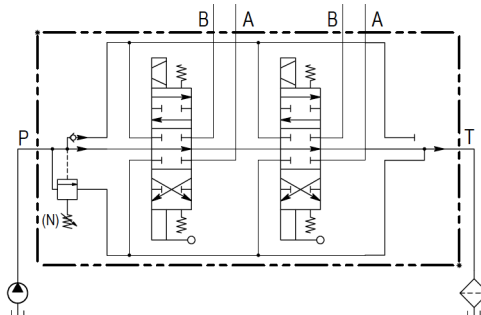


### Q25 SERIES

PART NO	DESCRIPTION	MAX PRESSURE BAR	NETT PRICE	
			£ STERLING	€ EUROS
ZZ006115	Galtech Q25 hydraulic 1 bank, 3/8"BSP 40 l/min double acting cylinder spool 3 positions, spring return	350	£49.70	€ 67.10
ZZ006116	Galtech Q25 hydraulic 2 bank, 3/8"BSP 40 l/min double acting cylinder spool 3 positions, spring return	350	£75.40	€ 101.79
ZZ006117	Galtech Q25 hydraulic 3 bank, 3/8"BSP 40 l/min double acting cylinder spool 3 positions, spring return	320	£99.27	€ 134.01
025040103001000	Galtech Q25 hydraulic 4 bank, 3/8"BSP 40 l/min double acting cylinder spool 3 positions, spring return	300	£124.70	€ 168.35
025050103001000	Galtech Q25 hydraulic 5 bank, 3/8" BSP 40 l/min double acting cylinder spool 3 positions, spring return	300	£153.67	€ 207.45
025060103001000	Galtech Q25 hydraulic 6 bank, 3/8"BSP 40 l/min double acting cylinder spool 3 positions, spring return	300	£182.64	€ 246.56
025070103001000	Galtech Q25 hydraulic 7 bank, 3/8"BSP 40 l/min double acting cylinder spool 3 positions, spring return	300	£211.18	€ 285.09
025080103001000	Galtech Q25 hydraulic 8 bank, 3/8" BSP 40 l/min double acting cylinder spool 3 positions, spring return	300	£239.74	€ 323.65



### Q25 SERIES

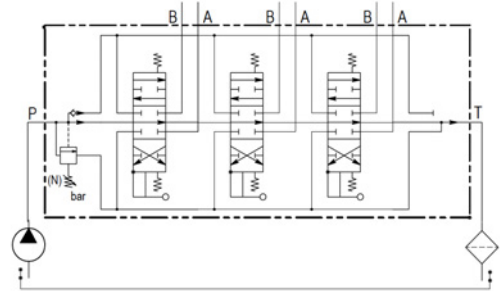


PART NO	DESCRIPTION	MAX PRESSURE BAR	NETT PRICE	
			£ STERLING	€ EUROS
ZZ006118	Galtech Q25 hydraulic 1 bank 3/8" BSP 40 l/min double acting cylinder spool 3 positions, spring return with 12VDC, electro solenoid control c/w manual over-ride.	350	£164.10	€ 221.54
ZZ006231	Galtech Q25 hydraulic 1 bank 3/8" BSP 40 l/min double acting cylinder spool 3 positions, spring return with 24VDC, electro solenoid control c/w manual over-ride.	350	£164.10	€ 221.54
ZZ006119	Galtech Q25 hydraulic 2 bank 3/8" BSP 40 l/min double acting cylinder spool 3 positions, spring return with 12VDC, electro solenoid control c/w manual over-ride.	350	£303.88	€ 410.24
ZZ006232	Galtech Q25 hydraulic 2 bank 3/8" BSP 40 l/min double acting cylinder spool 3 positions, spring return with 24VDC, electro solenoid control c/w manual over-ride.	350	£303.88	€ 410.24
ZZ006120	Galtech Q25 hydraulic 3 bank 3/8" BSP 40 l/min double acting cylinder spool 3 positions, spring return with 12VDC, electro solenoid control c/w manual over-ride.	320	£441.99	€ 596.69
ZZ006233	Galtech Q25 hydraulic 3 bank 3/8" BSP 40 l/min double acting cylinder spool 3 positions, spring return with 24VDC, electro solenoid control c/w manual over-ride.	320	£441.99	€ 596.69

# 1/2" MONOBLOCK CONTROL VALVES GALTECH UP TO 90 L/MIN



www.flowfitonline.com  
TECH. DATA SHEET  
**DCV22**

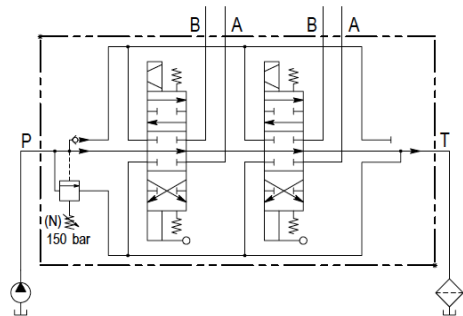


## Q75 SERIES

PART NO	DESCRIPTION	MAX PRESSURE BAR	NETT PRICE	
			£ STERLING	€ EUROS
055010103001000	Galtech Q75 hydraulic 1 bank, 1/2"BSP 90 l/min double acting cylinder spool 3 position, spring return	350	£75.40	€ 101.79
055020103001000	Galtech Q75 hydraulic 2 bank, 1/2"BSP 90 l/min double acting cylinder spool 3 position, spring return	350	£103.75	€ 140.06
055010303001000	Galtech Q75 hydraulic 3 bank, 1/2"BSP 90 l/min double acting cylinder spool 3 position, spring return	300	£141.66	€ 191.24
055040103001000	Galtech Q75 hydraulic 4 bank, 1/2"BSP 90 l/min double acting cylinder spool 3 position, spring return	270	£177.18	€ 239.19
055050103001000	Galtech Q75 hydraulic 5 bank, 1/2"BSP 90 l/min double acting cylinder spool 3 position, spring return	270	£214.54	€ 289.63
055060103001000	Galtech Q75 hydraulic 6 bank, 1/2"BSP 90 l/min double acting cylinder spool 3 position, spring return	270	£223.08	€ 301.16



## Q75 SERIES



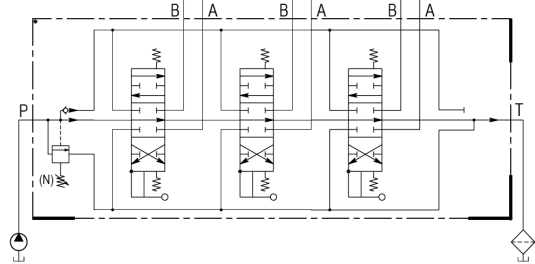
PART NO	DESCRIPTION	MAX PRESSURE BAR	NETT PRICE	
			£ STERLING	€ EUROS
ZZ006218	Galtech Q75 hydraulic 1 bank 1/2" BSP 90 l/min double acting cylinder spool 3 positions, spring return with 12VDC, electro solenoid control c/w manual over-ride.	350	£210.85	€ 284.65
ZZ006221	Galtech Q75 hydraulic 1 bank 1/2" BSP 90 l/min double acting cylinder spool 3 positions, spring return with 24VDC, electro solenoid control c/w manual over-ride.	350	£210.85	€ 284.65
ZZ006219	Galtech Q75 hydraulic 2 bank 1/2" BSP 90 l/min double acting cylinder spool 3 positions, spring return with 24VDC, electro solenoid control c/w manual over-ride.	350	£389.54	€ 525.88
ZZ006222	Galtech Q75 hydraulic 2 bank 1/2" BSP 90 l/min double acting cylinder spool 3 positions, spring return with 12VDC, electro solenoid control c/w manual over-ride.	350	£389.57	€ 525.92
ZZ006220	Galtech Q75 hydraulic 3 bank 1/2" BSP 90 l/min double acting cylinder spool 3 positions, spring return with 12VDC, electro solenoid control c/w manual over-ride.	300	£565.38	€ 763.26
ZZ006223	Galtech Q75 hydraulic 3 bank 1/2" BSP 90 l/min double acting cylinder spool 3 positions, spring return with 24VDC, electro solenoid control c/w manual over-ride.	300	£565.38	€ 763.26



# 3/4" MONOBLOCK CONTROL VALVES GALTECH UP TO 120 L/MIN



www.flowfitonline.com  
TECH. DATA SHEET  
**DCV22**



## Q95 SERIES

PART NO	DESCRIPTION	MAX PRESSURE BAR	NETT PRICE	
			£ STERLING	€ EUROS
095010103001000	Galtech Q95 hydraulic 1 bank, 3/4" BSP 120 l/min double acting cylinder spool 3 position, spring return	350	£83.14	€ 112.24
095020103001000	Galtech Q95 hydraulic 2 bank, 3/4" BSP 120 l/min double acting cylinder spool 3 position, spring return	350	£123.13	€ 166.23
095030103001000	Galtech Q95 hydraulic 3 bank, 3/4" BSP 120 l/min double acting cylinder spool 3 position, spring return	300	£161.81	€ 218.44
095040103001000	Galtech Q95 hydraulic 4 bank, 3/4" BSP 120 l/min double acting cylinder spool 3 position, spring return	270	£203.32	€ 274.48
095050103001000	Galtech Q95 hydraulic 5 bank, 3/4" BSP 120 l/min double acting cylinder spool 3 position, spring return	270	£284.93	€ 384.66
095060103001000	Galtech Q95 hydraulic 6 bank, 3/4" BSP 120 l/min double acting cylinder spool 3 position, spring return	270	£284.93	€ 384.66



**HYDRAULIC VALVES**

# HYDRAULIC CARTRIDGE VALVES

PRODUCT	PAGE
DOUBLE PILOT OPERATED CHECK VALVES	36
SINGLE PILOT OPERATED CHECK VALVES	40
OVERCENTRE VALVES	43
RELIEF VALVES	48
DUAL CROSS RELIEF VALVES	53
CHECK VALVES	59
HOSE BURST VALVES	60
FLOW REGULATOR VALVES	63
FLOW DIVIDERS	68
SEQUENCE VALVES	69
TWO PUMP "HI-LOW" UNLOADING VALVES	71
HIGH PRESSURE BALL VALVES	72
DIVERTER VALVES	74
END STROKE VALVES	76
ROTATING COUPLINGS	78
GAUGE ISOLATOR VALVES	79
PLOUGH OVERTURNING VALVES	79



**FROM ONLY  
£19.32  
+VAT**



**FROM ONLY  
£18.19  
+VAT**



**FROM ONLY  
£9.66  
+VAT**



**QUALITY PRODUCTS**



**FREE ADVICE**

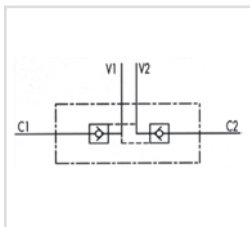


## DOUBLE PILOT OPERATED CHECK VALVES



### DOUBLE PILOT OPERATED CHECK VALVES

www.flowfitonline.com  
TECH. DATA SHEET  
**CV01**



#### USE AND OPERATION

Pilot check valves are used to block the cylinder in both directions. Flow is free in one direction and blocked in the reverse direction until pilot pressure is applied.

**Body:** zinc-plated steel, **Internal parts:** Hardened and ground steel, **Seals:** Buna N standard, **Poppet type:** No leakage

**Applications:** connect v1 and v2 to pressure flow and c1 and c2 to the actuator.

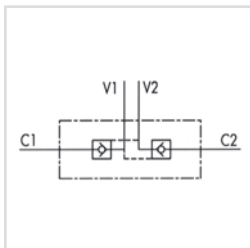
#### ON REQUEST:

WITHOUT SEAL ON PILOT PISTON, 1 BAR SPRING, 8 BAR SPRING

CODE	TYPE	BSP PORTS	PILOT RATIO	MAX FLOW L/MIN	MAX PRESSURE BAR	CRACKING PRESSURE BAR	NETT. PRICE	
							£ STERLING	€ EUROS
V0010	VBPDE 1/4 L	1/4"	1:5,5	20	350	4	£17.07	€ 23.05
V0020	VBPDE 3/8" L	3/8"	1:5,5	35	350	3	£20.49	€ 27.66
V0030	VBPDE 1/2" L	1/2"	1:5	50	350	3	£24.52	€ 33.10
V0050	VBPDE 3/8"	3/8"	1:5	45	350	3,5	£29.26	€ 39.51
V0060	VBPDE 18	1/8"	1:5	45	350	3,5	£32.20	€ 43.47
V0070	VBPDE 1/2"	1/2"	1:4	70	350	3,5	£31.24	€ 42.17
V0040	VBPDE 3/4"	3/4"	1:4	100	300	2	£41.96	€ 56.64

### DOUBLE PILOT OPERATED CHECK VALVES FOR 12MM PIPE MOUNTING (DIN 2353)

www.flowfitonline.com  
TECH. DATA SHEET  
**CV02**



#### USE AND OPERATION

Pilot check valves are used to block the actuator in both directions. Flow is free in one direction and blocked in the reverse direction until pilot pressure is applied. They are easily assembled on a cylinder. We supply on request fittings kit for mounting on cylinder with a specific centre distance.

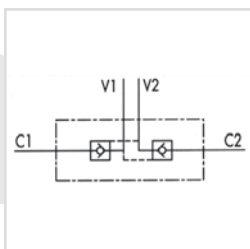
**Body:** zinc-plated steel, **Internal parts:** Hardened and ground steel, **Seals:** Buna N standard, **Poppet type:** No leakage

**Applications:** connect v1 and v2 to pressure flow and c1 and c2 to the actuator with the pipe.

#### ON REQUEST:

WITH OUT SEAL ON PILOT PISTON, 1 BAR SPRING, 8 BAR SPRING

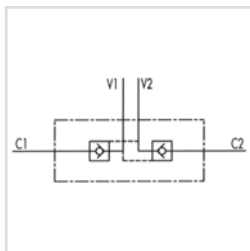
CODE	TYPE	BSP PORTS	PILOT RATIO	MAX FLOW L/MIN	MAX PRESSURE BAR	CRACKING PRESSURE BAR	NETT. PRICE	
							£ STERLING	€ EUROS
V0090	VBPDE 1/4" L 2 CEXC 12L	1/4"	1:5,5	20	350	4	£23.90	€ 32.26
V0110	VBPDE 3/8" L 2 CEXC 12L	3/8"	1:5,5	30	350	4	£23.90	€ 32.26
V0091	VBPDE 1/4" L 2 CEXC-10L	1/4"	XZ1:5,5	20	350	5,5	£25.87	€ 34.93



CODE	TYPE	BSP PORTS	PILOT RATIO	MAX FLOW L/MIN	MAX PRESSURE BAR	CRACKING PRESSURE BAR	NETT. PRICE	
							£ STERLING	€ EUROS
V0130	VBPDE 3/8" L 2 CC 12L	3/8"	1:5,5	35	350	3	£25.86	€ 34.91
V0135	VBPDE 1/2" L 2 CC 15L	1/2"	1:5	50	350	3	£32.20	€ 43.47

## DOUBLE PILOT OPERATED CHECK VALVE WITH ADJUSTABLE BANJO UNION

www.flowfitonline.com  
TECH. DATA SHEET  
**CV03**



### USE AND OPERATION

Pilot check valves are used to block the cylinder in both directions. Flow is free in one direction and blocked in the reverse direction until pilot pressure is applied. This valve is ideal for very short distance centre cylinders. The check cartridge serves also as fixing banjo, allowing after nut releasing a 90° regulation

**Body:** zinc-plated steel, **Internal parts:** Hardened and ground steel, **Seals:** Buna N standard, **Poppet type:** No leakage

**Applications:** connect v1 and v2 to pressure flow, connect c1 directly to the cylinder through the 3/8" screw and c2 to the cylinder through the banjo.

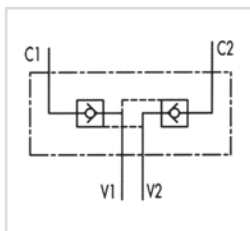
### ON REQUEST:

WITH OUT SEAL ON PILOT PISTON, 1 BAR SPRING, 8 BAR SPRING

CODE	TYPE	BSP PORTS	PILOT RATIO	MAX FLOW L/MIN	MAX PRESSURE BAR	CRACKING PRESSURE BAR	NETT. PRICE	
							£ STERLING	€ EUROS
V0112	VPDE 3/8" L SC 12L	3/8"	1:5,5	30	350	4	£33.19	€ 44.81

## DOUBLE PILOT OPERATED CHECK VALVES - TYPE A

www.flowfitonline.com  
TECH. DATA SHEET  
**CV04**



### USE AND OPERATION

Pilot check valves are used to block the cylinder in both directions. Flow is free in one direction and blocked in the reverse direction until pilot pressure is applied.

**Body:** zinc-plated steel, **Internal parts:** Hardened and ground steel, **Seals:** Buna N standard, **Poppet type:** No leakage

**Applications:** connect v1 and v2 to pressure flow and c1 and c2 to the actuator

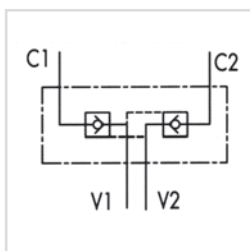
### ON REQUEST:

WITH OUT SEAL ON PILOT PISTON, 1 BAR SPRING, 8 BAR SPRING

CODE	TYPE	BSP PORTS	PILOT RATIO	MAX FLOW L/MIN	MAX PRESSURE BAR	CRACKING PRESSURE BAR	NETT. PRICE	
							£ STERLING	€ EUROS
V0178	VPDE 1/4" A	1/4"	1:5,5	20	350	4.5	£26.33	€ 35.55
V0180	VPDE 3/8" A	3/8"	1:5,5	30	350	4.5	£32.20	€ 43.47
V0190	VPDE 1/2" A	1/2"	1:4,5	55	350	3	£44.90	€ 60.61

## DOUBLE PILOT OPERATED CHECK VALVES FLANGEABLE

www.flowfitonline.com  
TECH. DATA SHEET  
**CV05**



### USE AND OPERATION

Pilot check valves are used to block the cylinder in both directions. Flow is free in one direction and blocked in the reverse direction until pilot pressure is applied. The face mounting enables assembly directly on the cylinder

**Body:** zinc-plated steel, **Internal parts:** Hardened and ground steel, **Seals:** Buna N standard, **Poppet type:** No leakage

**Applications:** connect v1 and v2 to pressure flow and c1 and c2 to the actuator through the flanges

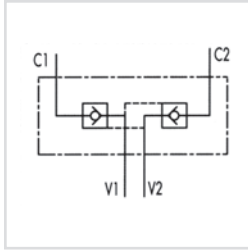
### ON REQUEST:

WITH OUT SEAL ON PILOT PISTON, 1 BAR SPRING, 8 BAR SPRING

CODE	TYPE	BSP PORTS	PILOT RATIO	MAX FLOW L/MIN	MAX PRESSURE BAR	CRACKING PRESSURE BAR	NETT. PRICE	
							£ STERLING	€ EUROS
V0185	VPDE 3/8" FL	3/8"	1:5,5	30	350	4.5	£35.43	€ 47.83
V0195	VPDE 1/2" FL	1/2"	1:4,5	55	350	3	£44.90	€ 60.61
B5000	FLANGE FOR 3/8"						£9.51	€ 12.84
B5500	FLANGE FOR 1/2"						£11.07	€ 14.94

## DOUBLE PILOT OPERATED CHECK VALVES FLANGEABLE BY SCREW

www.flowfitonline.com  
TECH. DATA SHEET  
**CV06**



### USE AND OPERATION

Pilot check valves are used to block the actuator in both directions. Flow is free in one direction and blocked in the reverse direction until pilot pressure is applied. This valve can be fixed directly on cylinder through the drilled screw supplied with the valve

**Body:** zinc-plated steel, **Internal parts:** Hardened and ground steel, **Seals:** Buna N standard, **Poppet type:** No leakage

**Applications:** connect v1 and v2 to pressure flow and c1 and c2 to the actuator (c1 by the pipe and c2 by the screw)

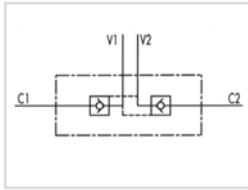

### ON REQUEST:

WITH OUT SEAL ON PILOT PISTON, 1 BAR SPRING, 8 BAR SPRING

CODE	TYPE	BSP PORTS	PILOT RATIO	MAX FLOW L/MIN	MAX PRESSURE BAR	CRACKING PRESSURE BAR	NETT. PRICE	
							£ STERLING	€ EUROS
V0178/FLV	VBPDE 1/4" A FLV	1/4"	1:5,5	20	350	4.5	£35.62	€ 48.08
V0180/FLV	VBPDE 3/4" A FLV	3/4"	1:5,5	30	350	4.5	£44.90	€ 60.61

## CYLINDRICAL DOUBLE PILOT OPERATED CHECK VALVE

www.flowfitonline.com  
TECH. DATA SHEET  
**CV07**



### USE AND OPERATION

Pilot check valves are used to block the cylinder in both directions. Flow is free in one direction and blocked in the reverse direction until pilot pressure is applied. Cylindrical type instead of standard one (parallelepiped)

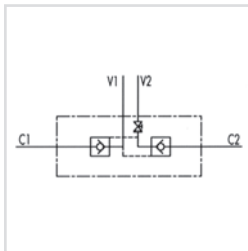
**Body:** zinc-plated steel, **Internal parts:** Hardened and ground steel, **Seals:** Buna N standard, **Poppet type:** No leakage

**Applications:** connect v1 and v2 to pressure flow and c1 and c2 to the actuator

CODE	TYPE	BSP PORTS	PILOT RATIO	MAX FLOW L/MIN	MAX PRESSURE BAR	CRACKING PRESSURE BAR	NETT. PRICE	
							£ STERLING	€ EUROS
V0055	VBPDE 3/8" CYLINDRICAL	3/8"	.1:5	45	350	3	£32.20	€ 40.91

## DOUBLE PILOT OPERATED CHECK VALVES WITH MANUAL SHUT-OFF

www.flowfitonline.com  
TECH. DATA SHEET  
**CV08**



### USE AND OPERATION

Pilot check valves are used to block the actuator in both directions. Flow is free in one direction and blocked in the reverse direction until pilot pressure is applied. These valves are very safe, that's why they are ideal to be assembled on crane hydraulic cylinders.

**Body:** zinc-plated steel, **Internal parts:** Hardened and ground steel, **Seals:** Buna N standard, **Poppet type:** No leakage

**Applications:** connect v1 and v2 to pressure flow and c1 and c2 to the actuator

### ON REQUEST:

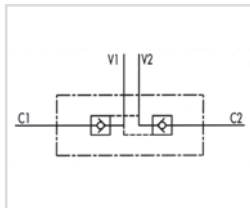

WITH OUT SEAL ON PILOT PISTON, RIGHT OR LEFT SIDE LEVER (TO SPECIFY IN THE ORDER)

CODE	TYPE	BSP PORTS	PILOT RATIO	MAX FLOW L/MIN	MAX PRESSURE BAR	CRACKING PRESSURE BAR	NETT. PRICE	
							£ STERLING	€ EUROS
V0072	VBPDE 1/4" L C/RUBINETTO	1/4"	1:5,5	20	350	4	£35.13	€ 47.43
V0074	VBPDE 3/8" L C/RUBINETTO	3/8"	1:5,5	30	350	3	£35.62	€ 48.08
V0076	VBPDE 1/2" L C/RUBINETTO	1/2"	1:5	50	350	3	£43.42	€ 58.61
V0132*	VBPDE 1/4" L C/RUB. 2 CEXC 12L	1/4"	1:5,5	20	350	4	£37.09	€ 50.07
V0134*	VBPDE 3/8" L C/RUB. 2 CEXC 12L	3/8"	1:5,5	30	350	4	£37.09	€ 50.07
V0136*	VBPDE 1/2" L C/RUB.2 CC 15L	1/2"	1:5	50	350	3	£45.86	€ 61.92

\* = Pipe DIN 2353

## DOUBLE PILOT OPERATED CHECK VALVES WITH LATERAL JOINS

www.flowfitonline.com  
TECH. DATA SHEET  
**CV09**



### USE AND OPERATION

Pilot check valves are used to block the cylinder in both directions. Flow is free in one direction and blocked in the reverse direction until pilot pressure is applied. The feature of this valve is the side position of the ports

**Body:** zinc-plated steel, **Internal parts:** Hardened and ground steel, **Seals:** Buna N standard, **Poppet type:** No leakage

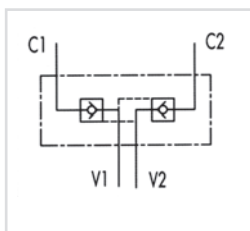
**Applications:** connect v1 and v2 to pressure flow and c1 and c2 to the actuator

**ON REQUEST:**  
WITH OUT SEAL ON PILOT PISTON

CODE	TYPE	BSP PORTS	PILOT RATIO	MAX FLOW L/MIN	MAX PRESSURE BAR	CRACKING PRESSURE BAR	NETT. PRICE	
							£ STERLING	€ EUROS
V0181	VBPDE 1/4" AL	1/4"	1:5,5	20	350	4	£26.33	€ 35.55
V0182	VBPDE 3/8" AL	3/8"	1:5,5	35	350	3	£31.24	€ 42.17

## DOUBLE PILOT OPERATED CHECK VALVES TO WELD

www.flowfitonline.com  
TECH. DATA SHEET  
**CV10**



### USE AND OPERATION

Having inside the check cartridge, the function of this valve is nearly the same of the pilot check valves. Directly weld on the cylinder. Q 70 available in the single operated type. The feature of this valve is the high pressure drop, so as to reduce speed and to limit vibrations.

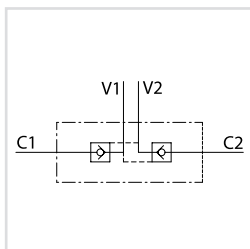
**Body:** Steel, **Internal parts:** Hardened and ground steel, **Seals:** Buna N standard, **Poppet type:** No leakage

**Applications:** connect v1 and v2 to pressure flow and weld c1 and c2 to the actuator. The check cartridge and pilot piston have to be mounted after installation of the valve, so they are supplied separately

CODE	TYPE	PILOT RATIO	MAX FLOW L/MIN	MAX PRESSURE BAR	CRACKING PRESSURE BAR	NETT. PRICE	
						£ STERLING	€ EUROS
V1011	VBAS 70	1:5,5	25	350	3	£40.06	€ 54.08
V1010	VBAS 80	1:5,5	25	350	2	£43.61	€ 58.87
V1012	VBAS 90	1:5,5	25	350	2	£48.16	€ 65.02

## COMPACT DOUBLE PILOT OPERATED CHECK VALVE

www.flowfitonline.com  
TECH. DATA SHEET  
**CV11**



### USE AND OPERATION:

Pilot check valves are used to block the actuator in both directions. Flow is free in one direction and blocked in the reverse direction until pilot pressure is applied. This valve is ideal for very short distance centre cylinders and is fixed on them by a drilled screw supplied with the valve.

**Body:** zinc-plated steel **Internal parts:** hardened and ground steel **Seals:** BUNA N standard Tightness: ball type; any leakage

**Applications:** Connect V1 and V2 to the pressure flow and C1 and C2 to the actuator by the screw.

CODE	TYPE	BSP PORTS	PILOT RATIO	MAX FLOW L/MIN	MAX PRESSURE BAR	CRACKING PRESSURE BAR	NETT. PRICE	
							£ STERLING	€ EUROS
V0114	VBPDE 3/8" L CMP/FLV	3/8"	1 : 4,9	20	300	0,6	£41.09	€ 55.47

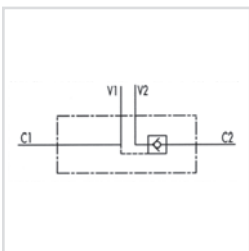


## SINGLE PILOT OPERATED CHECK VALVES



### SINGLE PILOT OPERATED CHECK VALVE

www.flowfitonline.com  
TECH. DATA SHEET  
**CV12**



#### USE AND OPERATION

These valves are used to block the cylinder in one direction. The flow is free in one direction and blocked in the reverse direction until pilot pressure is applied. They are easily assembled on cylinders. Specific distance-centre mounting fittings kit on request.

**Body:** zinc-plated steel, **Internal parts:** Hardened and ground steel, **Seals:** Buna N standard, **Poppet type:** No leakage

**Applications:** connect v1 and v2 to pressure flow, c1 to the free flow side of the actuator and c2 to the actuator's side you want the flow to be blocked

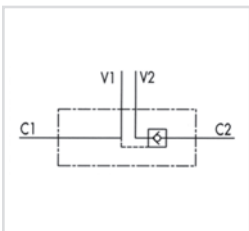
#### ON REQUEST:

WITH OUT SEAL ON PILOT PISTON, 1 BAR SPRING, 8 BAR SPRING

CODE	TYPE	BSP PORTS	PILOT RATIO	MAX FLOW L/MIN	MAX PRESSURE BAR	CRACKING PRESSURE BAR	NETT. PRICE	
							£ STERLING	€ EUROS
V0220	VBPSE 1/4" L 4 VIE	1/4"	15,5	20	350	4	£16.19	€ 21.86
V0230	VBPSE 3/8" L 4 VIE	3/8"	1:5,5	35	350	3	£18.91	€ 25.53
V0240	VBPSE 1/2" L 4 VIE	1/2"	1:5	50	350	6	£22.96	€ 31.00
V0250	VBPSE 3/8" 4 VIE	3/8"	1:5	45	350	8	£18.91	€ 25.53
V0260	VBPSE 1/2" 4 VIE	1/2"	1:4	70	350	3,5	£27.85	€ 37.59
V0245	VBPSE 3/4" 4 VIE	3/4"	1:4	100	350	2	£39.81	€ 53.74

### SINGLE PILOT OPERATED CHECK VALVES FOR 12MM PIPE MOUNTING (DIN 2353)

www.flowfitonline.com  
TECH. DATA SHEET  
**CV13**



#### USE AND OPERATION

These valves are used to block the cylinder in one direction. The flow is free in one direction and blocked in the reverse direction until pilot pressure is applied

**Body:** zinc-plated steel, **Internal parts:** Hardened and ground steel, **Seals:** Buna N standard, **Poppet type:** No leakage

**Applications:** connect v1 and v2 to the pressure flow, c1 to the free flow side of the actuator and c2 to the actuator's side you want the flow to be blocked

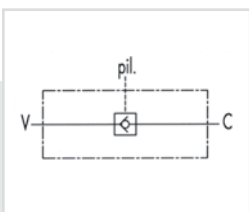
#### ON REQUEST:

WITH OUT SEAL ON PILOT PISTON, WITH OUT NUT AND OLIVE, 1 BAR SPRING, 8 BAR SPRING

CODE	TYPE	BSP PORTS	PILOT RATIO	MAX FLOW L/MIN	MAX PRESSURE BAR	CRACKING PRESSURE BAR	NETT. PRICE	
							£ STERLING	€ EUROS
V0090/SE	VBPSE 1/4" L 2 CEXC	1/4"	1:5,5	20	350	4	£21.88	€ 29.54
V0110/SE	VBPSE 3/8" L 2 CEXC	3/8"	1:5,5	30	350	4	£21.88	€ 29.54
V0135/SE	VBPSE 1/2" L 2 CC	1/2"	1:5	50	350	3	£28.85	€ 38.95

### 3 WAYS SINGLE PILOT OPERATED CHECK VALVES, IN LINE

www.flowfitonline.com  
TECH. DATA SHEET  
**CV14**



#### USE AND OPERATION

These valves are used to block the cylinder in one direction. The flow is free in one direction and blocked in the reverse direction until pilot pressure is applied

**Body:** Yellow-plated steel, **Internal parts:** Hardened and ground steel, **Seals:** Buna N standard, **Poppet type:** No leakage

**Applications:** connect V to the pressure flow, c to the actuator's side you want the flow to be blocked and pil to the pilot line

#### ON REQUEST:

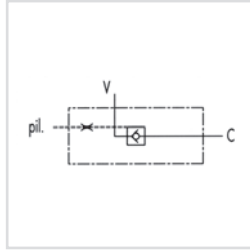
8 BAR SPRING

CODE	TYPE	BSP PORTS	PILOT RATIO	MAX FLOW L/MIN	MAX PRESSURE BAR	CRACKING PRESSURE BAR	NETT. PRICE	
							£ STERLING	€ EUROS
V0201	VBPSL 1/4"	1/4"	1:9,8	15	350	2,5	£20.90	€ 28.21
V0202	VBPSL 3/8"	3/8"	1:6,5	30	300	5	£24.18	€ 32.65
V0203	VBPSL 1/2"	1/2"	1:4,6	45	300	3	£27.06	€ 36.53
V0204	VBPSL 3/4"	3/4"	1:4,4	80	250	0,5	£45.68	€ 61.66
V0205	VBPSL 1"	1"	1:3,5	120	220	1	£99.45	€ 134.25



## SINGLE PILOT OPERATED CHECK VALVES, HIGH PILOT

www.flowfitonline.com  
TECH. DATA SHEET  
**CV15**



### USE AND OPERATION

These valves are used to block the cylinder in one direction. The flow is free in one direction and blocked in the reverse direction until pilot pressure is applied. Thanks to its high pilot ratio and to a time-lag locking device, it's suitable for circuits with heavy loads to avoid vibrations.

**WARNING:** Please ask the producer for use with distributors or open centre solenoid valves

**Body:** zinc-plated steel, **Internal parts:** Hardened and ground steel, **Seals:** Buna N standard, **Poppet type:** No leakage

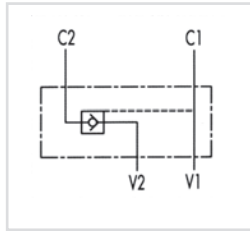
**Applications:** connect V to the pressure flow, c to the actuator's side you want the flow to be blocked and pil to the pilot line

**ON REQUEST:**  
1 BAR SPRING, 8 BAR SPRING

CODE	TYPE	BSP PORTS	PILOT RATIO	MAX FLOW L/MIN	MAX PRESSURE BAR	CRACKING PRESSURE BAR	NETT. PRICE	
							£ STERLING	€ EUROS
V0273	VBL/3 SE 1/4"	1/4"	1:8	20	350	4	£22.58	€ 30.48
V0275	VBL/3 SE 3/8"	3/8"	1:8	40	350	3.5	£25.86	€ 34.91
V0277	VBL/3 SE 1/2"	1/2"	1:7	70	350	3.5	£29.05	€ 39.22

## SINGLE PILOT OPERATED CHECK VALVES TYPE A

www.flowfitonline.com  
TECH. DATA SHEET  
**CV16**



### USE AND OPERATION

These valves are used to block the cylinder in one direction. flow is free in one direction and blocked in the reverse direction until pilot pressure is applied.

**Body:** zinc-plated steel, **Internal parts:** Hardened and ground steel, **Seals:** Buna N standard, **Poppet type:** No leakage

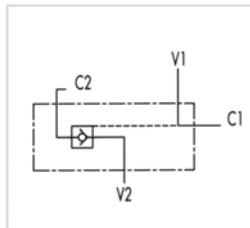
**Applications:** connect v1 to the pressure flow, c1 to the free flow side of the actuator and c2 to the actuator's side you want the flow to be blocked

**ON REQUEST:**  
WITHOUT SEAL ON PILOT PISTON 1 BAR SPRING, 8 BAR SPRING

CODE	TYPE	BSP PORTS	PILOT RATIO	MAX FLOW L/MIN	MAX PRESSURE BAR	CRACKING PRESSURE BAR	NETT. PRICE	
							£ STERLING	€ EUROS
V0272	VBPSE 1/4" A	1/4"	1:5.5	20	350	4.5	£26.55	€ 35.85
V0274	VBPSE 3/8" A	3/8"	1:5.5	30	350	4.5	£27.36	€ 36.94
V0276	VBPSE 1/2" A	1/2"	1:4.5	55	350	3	£32.83	€ 44.33

## SINGLE PILOT OPERATED CHECK VALVES FLANGEABLE

www.flowfitonline.com  
TECH. DATA SHEET  
**CV17**



### USE AND OPERATION

These valves are used to block the cylinder in one direction. flow is free in one direction and blocked in the reverse direction until pilot pressure is applied, This valve can be fixed directly on cylinder

**Body:** zinc-plated steel, **Internal parts:** Hardened and ground steel, **Seals:** Buna N standard, **Poppet type:** No leakage

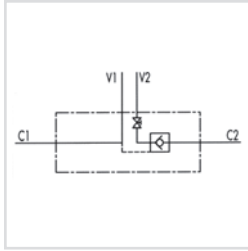
**Applications:** Connect v1 and v2 to the pressure flow, c1 to the free flow side of the actuator and c2 to the actuator's side you want the flow to be blocked

**ON REQUEST:**  
WITHOUT SEAL ON PILOT PISTON

CODE	TYPE	BSP PORTS	PILOT RATIO	MAX FLOW L/MIN	MAX PRESSURE BAR	CRACKING PRESSURE BAR	NETT. PRICE	
							£ STERLING	€ EUROS
V0268	VBPSE 1/4" FL	1/4"	1:5.5	20	350	4.5	£29.64	€ 40.02
V0269	VBPSE 3/8" FL	3/8"	1:5.5	30	350	4.5	£30.36	€ 40.98
V0270	VBPSE 1/2" FL	1/2"	1:4.5	55	350	3	£37.31	€ 50.36

## SINGLE PILOT OPERATED CHECK VALVES WITH MANUAL SHUT-OFF

www.flowfitonline.com  
TECH. DATA SHEET  
**CV18**



### USE AND OPERATION

Pilot check valves are used to block the actuator in both direction. Flow is free in one direction and blocked in the reverse direction until pilot pressure is applied. These valves are very safe, that's why they are ideal to be assembled on crane hydraulic cylinders. The shut-off system enables to exclude and risk caused by possible manoeuvring errors.

**Body:** zinc-plated steel, **Internal parts:** Hardened and ground steel, **Seals:** Buna N standard, **Poppet type:** No leakage

**Applications:** Connect v1 and v2 to the pressure flow, c1 to the free flow side of the actuator and c2 to the actuator's side you want the flow to be blocked

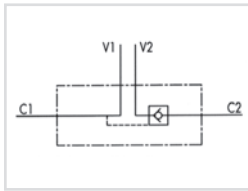
### ON REQUEST:

WITHOUT SEAL ON PILOT PISTON, RIGHT OF LEFT SIDE LEVER (TO SPECIFY IN THE ORDER)

CODE	TYPE	BSP PORTS	PILOT RATIO	MAX FLOW L/MIN	MAX PRESSURE BAR	CRACKING PRESSURE BAR	NETT. PRICE	
							£ STERLING	€ EUROS
V0072/SE	VBPSE 1/4" L C/RUBINETTO	1/4"	1:5.5	20	350	4	£34.83	€ 47.02
V0074/SE	VBPSE 3/8" L C/RUBINETTO	3/8"	1:5.5	30	350	3	£34.83	€ 47.02
V0076/SE	VBPSE 1/2" L C/RUBINETTO	1/2"	1:5	50	350	3	£42.78	€ 57.75
V0132/SE	VBPSE 1/4" L C/RUB.2 CEXC	1/4"	1:5.5	20	350	4	£35.82	€ 48.35
V0134/SE	VBPSE 3/8" L C/RUB.2 CEXC	3/8"	1:5.5	30	350	4	£35.82	€ 48.35
V0136/SE	VBPSE 1/2" L C/RUB.2 CC	1/2"	1:5	50	350	3	£44.49	€ 60.06

## EXTERNAL SINGLE PILOT OPERATED CHECK VALVES

www.flowfitonline.com  
TECH. DATA SHEET  
**CV19**



### USE AND OPERATION

These valves are used to block the cylinder in one direction. The flow is free in one direction and blocked in the reverse one until pilot pressure is applied. Separated mounting enables valves to be insensitive to back pressure on the line V. Assembly on 2 or more parallel cylinders with flow regulator valve to allow balanced and soft descent is highly recommended

**Body:** Aluminium, **Internal parts:** Hardened and ground steel, **Seals:** Buna N standard, **Poppet type:** No leakage

**Applications:** Connect v1 and v2 to the pressure flow and c1 and c2 to the actuator as indicated in the diagram

CODE	TYPE	BSP PORTS	PILOT RATIO	MAX FLOW L/MIN	MAX PRESSURE BAR	CRACKING PRESSURE BAR	NETT. PRICE	
							£ STERLING	€ EUROS
V0231	VBPSE 3/8" PS	3/8"	1:12	35	350	3	£33.33	€ 44.99





## OVERCENTRE VALVES

### USE AND OPERATION

These valves are used to control actuator's movement and block in one direction in order to enable the following functions: Under control descent of a load: load's weight doesn't carry it way as the valve prevent any cavitations of the actuator. Limited maximum pressure in case of shocks created by loads, over loads or sudden manoeuvring (load control with open centre distributor)

**Body:** Zinc-plated steel **Internal parts:** Hardened and ground steel, **Seals:** Buna N standard, **Tightness:** minor leakage

**Standard settings:** 320 bar

Valve setting must be at least 1,3 times more than load pressure in order to enable the valve to close even when undergone to the maximum load pressure

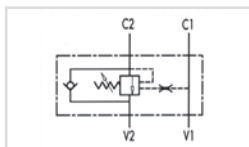

**Applications:** Connect v1 and v2 to the pressure flow, c1 to the free flow side of the actuator and c2 to the actuator's side you want the low to be blocked. In-line mounting

### ON REQUEST:

Other settings available, pilot ration 1:8 (specify CODE/RP18), Sealing cap (CODE / P) and arranged sealing cap (CODE/PP)

## SINGLE OVER CENTRE VALVES

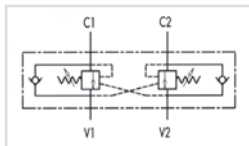

[www.flowfitonline.com](http://www.flowfitonline.com)  
TECH. DATA SHEET  
**CV20**



CODE	TYPE	BSP PORTS	PILOT RATIO	MAX FLOW L/MIN	MAX PRESSURE BAR	NETT. PRICE	
						£ STERLING	€ EUROS
V0390	VBCD 3/8" SE	3/8"	1:3,1	35	350	£46.45	€ 62.71
V0410	VBCD 1/2" SE	1/2"	1:3,1	50	350	£47.04	€ 63.50
V0411	VBCD 3/4" SE	3/4"	1:5,5	105	350	£77.53	€ 104.67
V0390/RP18	VBCD 3/8" SE RP 1 : 8	3/8"	1:8	35	350	£55.34	€ 74.70
V0410/RP18	VBCD 1/2" SE RP 1 : 8	1/2"	1:8	50	350	£56.54	€ 76.33
V0411/RP18	VBCD 3/4" SE RP 1 : 8	3/4"	1:8	105	350	£92.24	€ 124.53

## DOUBLE OVERCENTRE VALVES

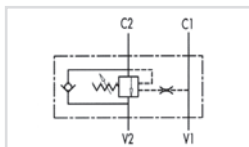

[www.flowfitonline.com](http://www.flowfitonline.com)  
TECH. DATA SHEET  
**CV21**



CODE	TYPE	BSP PORTS	PILOT RATIO	MAX FLOW L/MIN	MAX PRESSURE BAR	NETT. PRICE	
						£ STERLING	€ EUROS
V0420	VBCD 3/8" DE	3/8"	1:3,1	35	350	£75.55	€ 101.99
V0430	VBCD 1/2" DE	1/2"	1:3,1	50	350	£78.19	€ 105.56
V0431	VBCD 3/4" DE	3/4"	1:5,5	105	350	£119.28	€ 161.03
V0420/RP18	VBCD 3/8" DE RP 1 : 8	3/8"	1:8	35	350	£90.23	€ 121.81
V0430/RP18	VBCD 1/2" DE RP 1 : 8	1/2"	1:8	50	350	£94.35	€ 127.38
V0431/RP18	VBCD 3/4" DE RP 1 : 8	3/4"	1:8	105	350	£143.45	€ 193.66

## SINGLE OVERCENTRE VALVES TYPE A

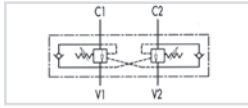
[www.flowfitonline.com](http://www.flowfitonline.com)  
TECH. DATA SHEET  
**CV22**



The A type is different in the connections position and the pilot ratio

CODE	TYPE	BSP PORTS	PILOT RATIO	MAX FLOW L/MIN	MAX PRESSURE BAR	NETT. PRICE	
						£ STERLING	€ EUROS
V0382	VBCD 1/4" SE/A	1/4"	1:4,5	20	350	£44.77	€ 60.44
V0392	VBCD 3/8" SE/A	3/8"	1:4,5	40	350	£44.77	€ 60.44
V0412	VBCD 1/2" SE/A	1/2"	1:4,5	60	350	£47.26	€ 63.80
V0419	VBCD 3/4" SE/A	3/4"	1:5,5	95	350	£78.11	€ 105.45
V0417	VBCD 1" SE/A	1"	1:6,2	160	350	£140.93	€ 190.26

## DOUBLE OVERCENTRE VALVES TYPE A

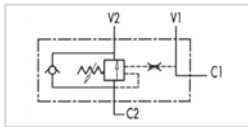


The A type is different in the connections position and the pilot ratio

www.flowfitonline.com  
TECH. DATA SHEET  
**CV23**

CODE	TYPE	BSP PORTS	PILOT RATIO	MAX FLOW L/MIN	MAX PRESSURE BAR	NETT. PRICE	
						£ STERLING	€ EUROS
V0418	VBCD 1/4" DE/A	1/4"	1:4.5	20	350	£73.63	€ 99.40
V0422	VBCD 3/8" DE/A	3/8"	1:4.5	40	350	£73.63	€ 99.40
V0432	VBCD 1/2" DE/A	1/2"	1:4.5	60	350	£77.60	€ 104.75
V0435	VBCD 3/4" DE/A	3/4"	1:5.5	95	350	£118.40	€ 159.84
V0436	VBCD 1" DE/A	1"	1:6.2	160	350	£206.03	€ 278.14

## SINGLE OVERCENTRE VALVES FLANGEABLE

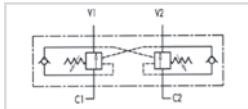


Flange ports enable direct mounting of the valve on the actuator

www.flowfitonline.com  
TECH. DATA SHEET  
**CV24**

CODE	TYPE	BSP PORTS	PILOT RATIO	MAX FLOW L/MIN	MAX PRESSURE BAR	NETT. PRICE	
						£ STERLING	€ EUROS
V0400	VBCD 3/8" SE/FL	3/8"	1:4.5	40	350	£49.95	€ 67.43
V0402	VBCD 1/2" SE/FL	1/2"	1:4.5	60	350	£52.72	€ 71.17
B8000	FLANGE FOR 3/8" & 1/2" SE					£6.52	€ 8.80

## DOUBLE OVERCENTRE VALVES FLANGEABLE

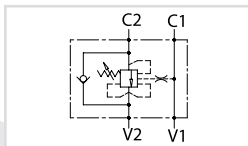


Flange ports enable direct mounting of the valve on the actuator

www.flowfitonline.com  
TECH. DATA SHEET  
**CV25**

CODE	TYPE	BSP PORTS	PILOT RATIO	MAX FLOW L/MIN	MAX PRESSURE BAR	NETT. PRICE	
						£ STERLING	€ EUROS
V0424	VBCD 3/8" DE/FL	3/8"	1:4.5	40	350	£80.34	€ 108.45
V0434	VBCD 12" DE/FL	12"	1:4.5	60	350	£84.58	€ 114.18
B8500	FLANGE FOR 3/8" & 1/2" DE					£9.51	€ 12.84

## SINGLE OVERCENTRE VALVE FLANGEABLE, CLOSED CENTRE



### USE AND OPERATION:

These valves are used to control actuator's movements and block in one direction in order to have a under control descent of a load; load's weight doesn't carry it away, as the valve prevents any cavitations of the actuator. These valves are ideal when normal overcentre valves doesn't work properly as it's not sensitive to back pressure. They allow to work in series with more movements also. Flange ports enable direct mounting of the valve to the actuator.

**Body:** zinc-plated steel **Internal parts:** hardened and ground steel **Seals:** BUNA N standard **Tightness:** minor leakage **Standard setting:** 320 Bar Valve setting must be at least 1,3 times more than load pressure in order to enable the valve to close even when undergone to maximum load pressure.

**Applications:** Connect V1 and V2 to the pressure flow, C1 to the free flow side of the actuator and flange C2 to the actuator's side you want the flow to be blocked. V1 and V2 ports are reversible.

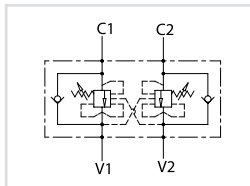

**ON REQUEST:** • other settings available

www.flowfitonline.com  
TECH. DATA SHEET  
**CV26**

CODE	TYPE	BSP PORTS	PILOT RATIO	MAX FLOW L/MIN	MAX PRESSURE BAR	NETT. PRICE	
						£ STERLING	€ EUROS
V0403	VBCD 3/8" SE FL CC	3/8"	1:4.5	40	350	£59.58	€ 80.43
V0404	VBCD 1/2" SE FL CC	1/2"	1:4.5	60	350	£61.86	€ 83.50

## DOUBLE OVERCENTRE VALVE FLANGEABLE, CLOSED CENTRE

www.flowfitonline.com  
TECH. DATA SHEET  
**CV27**



### USE AND OPERATION:

These valves are used to control actuator's movements and block in both directions in order to have a under control descent of a load; load's weight doesn't carry it away, as the valve prevents any cavitations of the actuator. These valves are ideal when normal overcentre valves doesn't work properly as it's not sensitive to back pressure. They allow to work in series with more movements also.

**Body:** zinc-plated steel **Internal parts:** hardened and ground steel  
**Seals:** BUNA N standard **Tightness:** minor leakage **Standard setting:** 320 Bar Valve setting must be at least 1,3 times more than load pressure in order to enable the valve to close even when undergone to maximum load pressure.

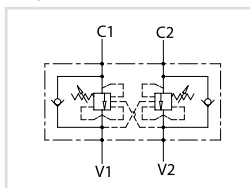
**Applications:** Connect V1 and V2 to the pressure flow, C1 and C2 to the actuator to be controlled.

**ON REQUEST:** • other settings available

CODE	TYPE	BSP PORTS	PILOT RATIO	MAX FLOW L/MIN	MAX PRESSURE BAR	NETT. PRICE	
						£ STERLING	€ EUROS
V0421	VBCD 3/8" DE-A CC	3/8"	1:4,5	40	350	£92.28	€ 124.58
V0423	VBCD 1/2" DE-A CC	1/2"	1:4,5	60	350	£96.20	€ 129.87

## DOUBLE OVERCENTRE VALVE FLANGEABLE, CLOSED CENTRE

www.flowfitonline.com  
TECH. DATA SHEET  
**CV28**



### USE AND OPERATION:

These valves are used to control actuator's movements and block in both directions in order to have a under control descent of a load; load's weight doesn't carry it away, as the valve prevents any cavitations of the actuator. These valves are ideal when normal overcentre valves doesn't work properly as it's not sensitive to back pressure. They allow to work in series with more movements also. Flange ports enable direct mounting of the valve to the actuator.

**Body:** zinc-plated steel **Internal parts:** hardened and ground steel **Seals:** BUNA N standard **Tightness:** minor leakage **Standard setting:** 320 Bar Valve setting must be at least 1,3 times more than load pressure in order to enable the valve to close even when undergone to maximum load pressure.

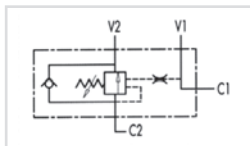
**Applications:** Connect V1 and V2 to the pressure flow, C1 and C2 to the actuator to be controlled.

**ON REQUEST:** • other settings available

CODE	TYPE	BSP PORTS	PILOT RATIO	MAX FLOW L/MIN	MAX PRESSURE BAR	NETT. PRICE	
						£ STERLING	€ EUROS
V0433	VBCD 3/8" DE FL CC	3/8"	1:4,5	40	350	£99.15	€ 133.85
V0437	VBCD 1/2" DE FL CC	1/2"	1:4,5	60	350	£102.09	€ 137.82

## SINGLE OVERCENTRE VALVES FLANEABLE BY SCREW

www.flowfitonline.com  
TECH. DATA SHEET  
**CV29**



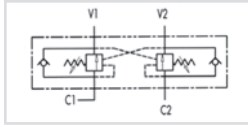
The special connection by screw, supplied with valve, enables direct mounting of the valve on the actuator

CODE	TYPE	BSP PORTS	PILOT RATIO	MAX FLOW L/MIN	MAX PRESSURE BAR	NETT. PRICE	
						£ STERLING	€ EUROS
V0392/FLV	VBCD 3/8" SE/A FLV	3/8"	1:4,5	40	350	£54.03	€ 72.94
V0412/FLV	VBCD 1/2" SE/A FLV	1/2"	1:4,5	60	350	£56.71	€ 76.56



## DOUBLE OVERCENTRE VALVES FLANGEABLE BY SCREW

www.flowfitonline.com  
TECH. DATA SHEET  
**CV30**

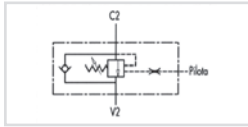


The special connection by screw, supplied with valve, enables direct mounting of the valve on the actuator

CODE	TYPE	BSP PORTS	PILOT RATIO	MAX FLOW L/MIN	MAX PRESSURE BAR	NETT. PRICE	
						£ STERLING	€ EUROS
V0422/FLV	VBCD 3/8" DE/A FLV	3/8"	1:4,5	40	350	£88.56	€ 119.55
V0432/FLV	VBCD 1/2" DE/A FLV	1/2"	1:4,5	60	350	£92.53	€ 124.91

## SINGLE OVER CENTRE VALVES, 3 WAYS

www.flowfitonline.com  
TECH. DATA SHEET  
**CV31**

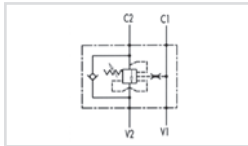


External pilot line

CODE	TYPE	BSP PORTS	PILOT RATIO	MAX FLOW L/MIN	MAX PRESSURE BAR	NETT. PRICE	
						£ STERLING	€ EUROS
V0394	VBCD 3/8" SE 3 VIE	3/8"	1:4,5	40	350	£42.55	€ 57.44
V0414	VBCD 1/2" SE 3 VIE	1/2"	1:4,5	60	350	£44.33	€ 59.85

## SINGLE OVERCENTRE VALVES FOR CLOSED CENTRE

www.flowfitonline.com  
TECH. DATA SHEET  
**CV32**



This valve is ideal when normal overcentre valves doesn't work properly as it's not sensitive to back pressure

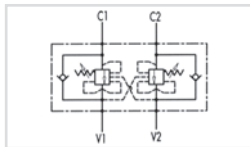

CODE	TYPE	BSP PORTS	PILOT RATIO	MAX FLOW L/MIN	MAX PRESSURE BAR	NETT. PRICE	
						£ STERLING	€ EUROS
V0391	VBCD 3/8" SE-A-CC	3/8"	1:4,5	40	350	£54.48	€ 73.55
V0393	VBCD 1/2" SE-A-CC	1/2"	1:4,5	60	350	£56.45	€ 76.20
V0407	VBCD 3/8" SE CC	3/8"	1:3,1	35	350	£61.49	€ 83.01
V0408	VBCD 1/2 " SE CC	1/2"	1:3,1	50	350	£63.19	€ 85.31
V0409	VBCD 3/4" SE CC	3/4"	1:5,5	105	350	£98.00	€ 132.30
V0407/RP18	VBCD 3/8" SE CC	3/8"	1:8	35	350	£67.67	€ 91.36
V0408/RP18	VBCD 1/2 " SE CC	1/2"	1:8	50	350	£69.50	€ 93.82
V0409/RP18	VBCD 3/4" SE CC	3/4"	1:8	105	350	£107.72	€ 145.42

FOR SALES  
& ADVICE  
CALL US  
**01584  
876033**



## DOUBLE OVERCENTRE VALVES FOR CENTRE CLOSED

www.flowfitonline.com  
TECH. DATA SHEET  
**CV33**

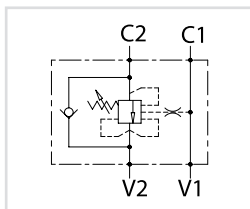


This valve is ideal when normal overcentre valves doesn't work properly as it's not sensitive to back pressure

CODE	TYPE	BSP PORTS	PILOT RATIO	MAX FLOW L/MIN	MAX PRESSURE BAR	NETT. PRICE	
						£ STERLING	€ EUROS
V0441	VBCD 3/8" DE CC	3/8"	1:3,1	35	350	£106.16	€ 143.31
V0442	VBCD 1/2" DE CC	1/2"	1:3,1	50	350	£109.75	€ 148.16
V0443	VBCD 3/4" DE CC	3/4"	1:5,5	105	350	£156.20	€ 210.87
V0441/RP18	VBCD 3/8" DE CC	3/8"	1:8	35	350	£116.80	€ 157.68
V0442/RP18	VBCD 1/2" DE CC	1/2"	1:8	50	350	£120.69	€ 162.93
V0443/RP18	VBCD 3/4" DE CC	3/4"	1:8	105	350	£171.64	€ 231.72
V0421	VBCD 3/8" DE-A-CC	3/8"	1:4,5	40	350	£92.28	€ 124.58
V0423	VBCD 1/2" DE-A-CC	1/2"	1:4,5	60	350	£96.20	€ 129.87

## SINGLE OVERCENTRE VALVE FOR CLOSED CENTRE, TYPE A

www.flowfitonline.com  
TECH. DATA SHEET  
**CV34**



### USE AND OPERATION:

These valves are used to control actuator's movements and block in one direction in order to have an under control descent of a load; load's weight doesn't carry it away, as the valve prevents any cavitations of the actuator. These valves are ideal when normal overcentre valves doesn't work properly as it's not sensitive to back pressure. They allow to work in series with more movements also.

**Body:** zinc-plated steel **Internal parts:** hardened and ground steel **Seals:** BUNA N standard **Tightness:** minor leakage **Standard setting:** 320 Bar Valve setting must be at least 1,3 times more than load pressure in order to enable the valve to close even when undergone to maximum load pressure.

**Applications:** Connect V1 and V2 to the pressure flow, C1 to the free flow side of the actuator and C2 to the actuator's side you want the flow to be blocked. In-line mounting.

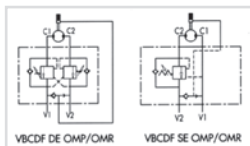
### ON REQUEST:

- other settings available

CODE	TYPE	BSP PORTS	PILOT RATIO	MAX FLOW L/MIN	MAX PRESSURE BAR	NETT. PRICE	
						£ STERLING	€ EUROS
V0391	VBCD 3/8" SE-A CC	3/8"	1:4,5	40	350	£54.48	€ 73.55
V0393	VBCD 1/2" SE-A CC	1/2"	1:4,5	60	350	£56.45	€ 76.20

## OVERCENTRE VALVES FLANGEABLE ON DANFOSS MOTORS OMP/OMR

www.flowfitonline.com  
TECH. DATA SHEET  
**CV35**



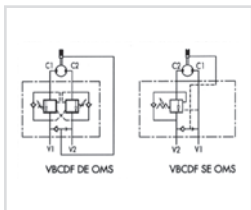
Direct flange is ideal for Danfoss motor type omp-omr and provides a maximum safety, very low pressure drops and solid installation

CODE	TYPE	BSP PORTS	PILOT RATIO	MAX FLOW L/MIN	MAX PRESSURE BAR	NETT. PRICE	
						£ STERLING	€ EUROS
V0415	VBCDF 1/2" SE OMP-OMR	1/2"	1:4,5	50	350	£57.20	€ 77.23
V0425	VBCDF 1/2" DE OMP-OMR	1/2"	1:4,5	50	350	£95.87	€ 129.42
V0415/SF	VBCDF 1/2" SE OMP-OMR SF/ BRAKE UNCLAPING	1/2"	1:4,5	50	350	£63.32	€ 85.48
V0425/SF	VBCDF 1/2" DE OMP-OMR SF/ BRAKE UNCLAPING	1/2"	1:4,5	50	350	£102.07	€ 137.80

NB. BRAKE UNCLAPING MEANS "A MECHANICAL FAIL SAFE BRAKE "

## OVERCENTRE VALVES FLANGEABLE ON DANFOSS MOTORS OMS

www.flowfitonline.com  
TECH. DATA SHEET  
**CV36**



Direct flange is ideal for danfoss engine type oms and provides a maximum safety, very low pressure drops and solid installation

CODE	TYPE	BSP PORTS	PILOT RATIO	MAX FLOW L/MIN	MAX PRESSURE BAR	NETT. PRICE	
						£ STERLING	€ EUROS
V0416	VBCDF 1/2" SE OMS	1/2"	1:4,5	50	350	£55.71	€ 75.21
V0426	VBCDF 1/2" DE OMS	1/2"	1:4,5	50	350	£94.53	€ 127.62
V0416/SF	VBCDF 1/2" SE OMS /SF BRAKE UNCLAPING	1/2"	1:8	50	350	£60.69	€ 81.93
V0426/SF	VBCDF 1/2" DE OMS SF/ BRAKE UNCLAPING	1/2"	1:8	50	350	£99.78	€ 134.71

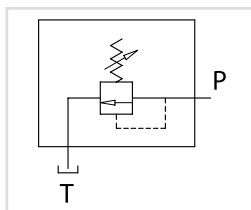
NB. BRAKE UNCLAPING MEANS " A MECHANICAL FAIL SAFE BRAKE "

## RELIEF VALVES



### 20 RELIEF VALVE CARTRIDGE

www.flowfitonline.com  
TECH. DATA SHEET  
**CV37**



#### USE AND OPERATION:

The relief valve provides overload protection in a fast and accurate way: when it reaches pressure setting, the valve open allowing pressure relief in order not to exceed this setting.

**Body:** zinc-plated steel, **Internal parts:** hardened and ground steel,

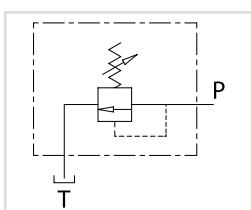

**Seals:** BUNA N standard, **Poppet type:** minor leakage

**Applications:** Fit the valve in the cavity.

CODE	TYPE	CAVITY SIZE	MAX FLOW L/MIN	PRESSURE RANGE BAR	NETT. PRICE	
					£ STERLING	€ EUROS
VC0200/350	VMPC 20 50-350 BAR	3/4" - 16	20	50-350	£15.71	€ 21.21

### 35 RELIEF VALVE CARTRIDGE

www.flowfitonline.com  
TECH. DATA SHEET  
**CV38**



#### USE AND OPERATION:

The relief valve provides overload protection in a fast and accurate way: when it reaches pressure setting, the valve open allowing pressure relief in order not to exceed this setting.

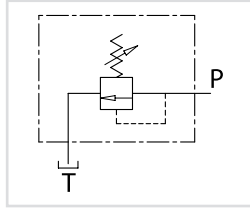
**Body:** zinc-plated steel, **Internal parts:** hardened and ground steel,

**Seals:** BUNA N standard, **Poppet type:** minor leakage

**Applications:** Fit the valve in the cavity.

CODE	TYPE	CAVITY SIZE	MAX FLOW L/MIN	PRESSURE RANGE BAR	NETT. PRICE	
					£ STERLING	€ EUROS
VC0350/120	VMPC 35 10-120 BAR	M20X1,5	35	10-120	£13.74	€ 18.56
VC0350/300	VMPC 35 50-300 BAR	M20X1,5	35	50-300	£13.74	€ 18.56

## 80 RELIEF VALVE CARTRIDGE



**USE AND OPERATION:**

The relief valve provides overload protection in a fast and accurate way: when it reaches pressure setting, the valve open allowing pressure relief in order not to exceed this setting.

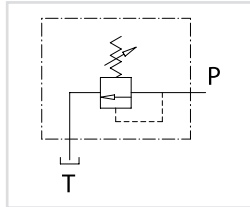
**Body:** zinc-plated steel, **Internal parts:** hardened and ground steel, **Seals:** BUNA N standard, **Poppet type:** minor leakage

**Applications:** Fit the valve in the cavity.

www.flowfitonline.com  
TECH. DATA SHEET  
**CV39**

CODE	TYPE	CAVITY SIZE	MAX FLOW L/MIN	PRESSURE RANGE BAR	NETT. PRICE	
					£ STERLING	€ EUROS
VC0800/120	VMPC 80 10-120 BAR	M26X1,5	80	10-120	£19.45	€ 26.25
VC0800/300	VMPC 80 50-300 BAR	M26X1,5	80	50-300	£19.50	€ 26.32

## 120 RELIEF VALVE CARTRIDGE



**USE AND OPERATION:**

The relief valve provides overload protection in a fast and accurate way: when it reaches pressure setting, the valve open allowing pressure relief in order not to exceed this setting.

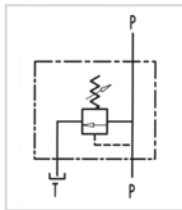
**Body:** zinc-plated steel, **Internal parts:** hardened and ground steel, **Seals:** BUNA N standard, **Poppet type:** minor leakage

**Applications:** Fit the valve in the cavity.

www.flowfitonline.com  
TECH. DATA SHEET  
**CV40**

CODE	TYPE	CAVITY SIZE	MAX FLOW L/MIN	PRESSURE RANGE BAR	NETT. PRICE	
					£ STERLING	€ EUROS
VC1200/120	VMPC 120 20-200 BAR	M32X1,5	120	20-200	£36.33	€ 49.05
VC1200/400	VMPC 120 50-400 BAR	M32X1,5	120	50-400	£36.33	€ 49.05

## LIGHT RELIEF VALVES



**USE AND OPERATION**

The relief valve provides overload protection in a fast and accurate way: when it reaches pressure setting, the valve opens allowing pressure relief in order not to exceed this setting

**Body:** Zinc-plated steel **Internal parts:** Hardened and ground steel, **Seals:** Buna N standard, **Poppet type:** minor leakage

**Applications:** Connect circuit port with pressure to P and tank port to T, Port p is reversible

**ON REQUEST:**

Different setting range available (See table below) Other settings available (CODE/T: please specify the desired setting)

www.flowfitonline.com  
TECH. DATA SHEET  
**CV41**

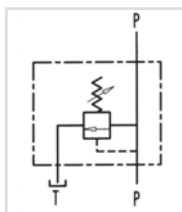
CODE	TYPE	BSP PORTS	MAX FLOW L/MIN	MAX PRESSURE BAR	NETT. PRICE	
					£ STERLING	€ EUROS
V0689	VMP 1/4" L	1/4"	30	300	£15.24	€ 20.57
V0690	VMP 3/8" L	3/8"	40	300	£19.88	€ 26.83
V0689/T	VMP 1/4" L PRESSURE PRESET	1/4"	30	300	£17.90	€ 24.17
V0690/T	VMP 3/8" L PRESSURE PRESET	3/8"	40	300	£19.33	€ 26.10
V0689/V	VMP 1/4" L HANDKNOB	1/4"	30	300	£18.60	€ 25.10
V0690/V	VMP 3/8" L HANDKNOB	3/8"	40	300	£20.02	€ 27.03
V0689/P	VMP 1/4" L SEALING CAP	1/4"	30	300	£19.49	€ 26.31
V0690/P	VMP 3/8" L SEALING CAP	3/8"	40	300	£20.96	€ 28.29

**SPRINGS**

SETTING RANGE BAR	PRESSURE INCREASE ( BAR/TURN)	STANDARD SETTING BAR
10 - 50*	7	30
10 - 180 (Standard)	40	100
80 - 300	50	150

\* = For setting less than 70 Bar Q = 12 l/m

## RELIEF VALVES



### USE AND OPERATION

The relief valve provides overload protection in a fast and accurate way: when it reaches pressure setting, the valve opens allowing pressure relief in order not to exceed this setting

**Body:** Zinc-plated steel **Internal parts:** Hardened and ground steel,

**Seals:** Buna N standard, **Poppet type:** minor leakage

**Applications:** Connect circuit port with pressure to P and tank port to T, Port p is reversible

### ON REQUEST:

Different setting range available (See table below) Other settings available

(CODE/T: please specify the desired setting)

www.flowfitonline.com  
TECH. DATA SHEET  
**CV42**

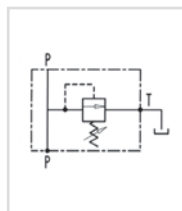
CODE	TYPE	BSP PORTS	MAX FLOW L/MIN	MAX PRESSURE BAR	NETT. PRICE	
					£ STERLING	€ EUROS
V0700	VMP 3/8"	3/8"	45	300	£20.21	€ 27.29
V0710	VMP 1/2"	1/2"	70	300	£22.19	€ 29.95
V0720	VMP 3/4"	3/4"	120	300	£29.16	€ 39.36
V0700/T	VMP 3/8" PRESSURE PRESET	3/8"	45	300	£23.46	€ 31.67
V0710/T	VMP 1/2" PRESSURE PRESET	1/2"	70	300	£25.74	€ 34.74
V0720/T	VMP 3/4" PRESSURE PRESET	3/4"	120	300	£33.76	€ 45.57
V0700/V	VMP 3/8" HANDKNOB	3/8"	45	300	£24.07	€ 32.49
V0710/V	VMP 1/2" HANDKNOB	1/2"	70	300	£26.26	€ 35.45
V0720/V	VMP 3/4" HANDKNOB	3/4"	120	300	£34.17	€ 46.13
V0700/P	VMP 3/8" SEALING CAP	3/8"	45	300	£25.12	€ 33.91
V0710/P	VMP 1/2" SEALING CAP	1/2"	70	300	£27.34	€ 36.91
V0720/P	VMP 3/4" SEALING CAP	3/4"	120	300	£35.37	€ 47.76

### SPRINGS

SETTING RANGE BAR	PRESSURE INCREASE ( BAR/TURN)	STANDARD SETTING BAR
10 - 50*	7	30
20 - 100	12	75
10 - 180	30	90
50 - 250 (Standard)	45	130
80 - 300	50	150

\* = For setting less than 70 Bar Q = 12 l/m

## DIFFERENTIAL TYPE RELIEF VALVES



### USE AND OPERATION

The relief valve provides overload protection in a fast and accurate way: when it reaches pressure setting, the valve opens allowing pressure relief in order not to exceed this setting. The differential valve opening is slower than the standard one, but the setting is more stable when the flow changes.

**Body:** Zinc-plated steel **Internal parts:** Hardened and ground steel,

**Seals:** Buna N standard, **Poppet type:** minor leakage

**Applications:** Connect circuit port with pressure to P and tank port to T. The 1" size is supplied with a double exit T (1 exit can be capped according with mounting needs)

### ON REQUEST:

Different setting range available (See table below) Other settings available

(CODE/T: please specify the desired setting)

www.flowfitonline.com  
TECH. DATA SHEET  
**CV43**

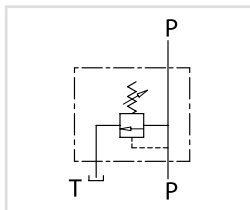

CODE	TYPE	BSP PORTS	MAX FLOW L/MIN	MAX PRESSURE BAR	NETT. PRICE	
					£ STERLING	€ EUROS
V0725	VMPP 3/4"	3/4"	120	400	£64.28	€ 86.78
V0735	VMPP 1"	1"	180	400	£74.53	€ 100.61
V0725/T	VMPP 3/4" PRESSURE PRESET	3/4"	120	400	£66.65	€ 89.98
V0735/T	VMPP 1" PRESSURE PRESET	1"	180	400	£77.03	€ 103.99
V0725/V	VMPP 3/4" HANDKNOB	3/4"	120	400	£66.43	€ 89.69
V0735/V	VMPP 1" HANDKNOB	1"	180	400	£76.64	€ 103.46
V0725/P	VMPP 3/4" SEALING CAP	3/4"	120	400	£66.31	€ 89.52
V0735/P	VMPP 1" SEALING CAP	1"	180	400	£78.68	€ 106.21

### SPRINGS

SETTING RANGE BAR	PRESSURE INCREASE ( BAR/TURN)	STANDARD SETTING BAR
20 - 200	40	160
50 - 400 (Standard)	80	180

## IN LINE MOUNTING RELIEF VALVE

www.flowfitonline.com  
TECH. DATA SHEET  
**CV44**



### USE AND OPERATION:

The relief valve provides overload protection in a fast and accurate way: when it reaches pressure setting, the valve open allowing pressure relief in order not to exceed this setting.

**Body:** zinc-plated steel, **Internal parts:** hardened and ground steel, **Seals:** BUNA N standard, **Poppet type:** minor leakage

**Applications:** Connect circuit port with pressure to P and tank port to T. Port P is reversible.

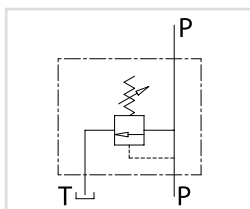

### ON REQUEST:

- different setting range
- other setting available (CODE/T000: please specify the desired setting)

CODE	TYPE	BSP PORTS	MAX FLOW L/MIN	NETT. PRICE	
				£ STERLING	€ EUROS
V0688/000	V0688/000 VMP/L/D5 1/4"	1/4"	30	£19.24	€ 25.97

## IN LINE MOUNTING RELIEF VALVE

www.flowfitonline.com  
TECH. DATA SHEET  
**CV44**



### USE AND OPERATION:

The relief valve provides overload protection in a fast and accurate way: when it reaches pressure setting, the valve open allowing pressure relief in order not to exceed this setting.

**Body:** zinc-plated steel, **Internal parts:** hardened and ground steel, **Seals:** BUNA N standard, **Poppet type:** minor leakage

**Applications:** Connect circuit port with pressure to P and tank port to T. Port P is reversible.

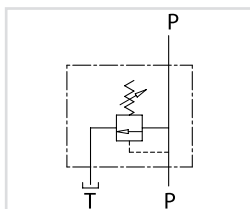

### ON REQUEST:

- different setting range
- other setting available (CODE/T000: please specify the desired setting)

CODE	TYPE	BSP PORTS	MAX FLOW L/MIN	NETT. PRICE	
				£ STERLING	€ EUROS
V0691/000	VMP/L/D5 3/8"	3/8"	45	£25.53	€ 34.46
V0692/000	VMP/L/D5 1/2"	1/2"	70	£28.28	€ 38.17
V0693/000	VMP/L/D5 3/4"	3/4"	90	£37.50	€ 50.62

## IN LINE MOUNTING RELIEF VALVE

www.flowfitonline.com  
TECH. DATA SHEET  
**CV44**



### USE AND OPERATION:

The relief valve provides overload protection in a fast and accurate way: when it reaches pressure setting, the valve open allowing pressure relief in order not to exceed this setting. The valve differential opening is slower than the standard one, but the setting is more stable changing the flow.

**Body:** zinc-plated steel, **Internal parts:** hardened and ground steel.

**Seals:** BUNA N standard, **Poppet type:** minor leakage

**Applications:** Connect circuit port with pressure to P and tank port to T. Port P is reversible.

### ON REQUEST:

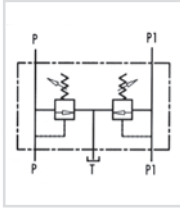
- different setting range
- other setting available (CODE/T000: please specify the desired setting)

CODE	TYPE	BSP PORTS	MAX FLOW L/MIN	NETT. PRICE	
				£ STERLING	€ EUROS
V0726/000	VMPP/L/D5 3/4"	3/4"	120	£73.63	€ 99.40



## DOUBLE RELIEF VALVES

www.flowfitonline.com  
TECH. DATA SHEET  
**CV45**



### USE AND OPERATION

Made up by 2 relief valves, the double relief valve provides overload protection in 2 lines-hydraulic circuits with 1 tank. It allows 2 different pressure setting

**Body:** Zinc-plated steel **Internal parts:** Hardened and ground steel,  
**Seals:** Buna N standard, **Poppet type:** minor leakage

**Applications:** Connect P and P1 to the pressure flow, the remaining P1 and P ports to the 2 lines to be controlled but in the reverse way; connect T to the tank.

### ON REQUEST:

Different setting range available (See table below) Other settings available (CODE/T: please specify the desired setting)

CODE	TYPE	BSP PORTS	MAX FLOW L/MIN	MAX PRESSURE BAR	NETT. PRICE	
					£ STERLING	€ EUROS
V0732	VMPP 3/8"	3/8"	45	300	£41.13	€ 55.52
V0734	VMPP 1/2"	1/2"	70	300	£42.07	€ 56.80
V0732/T	VMPP 3/8" PRESSURE PRESET	3/8"	45	300	£44.00	€ 59.39
V0734/T	VMPP 1/2" PRESSURE PRESET	1/2"	70	300	£45.21	€ 61.04
V0732/V	VMPP 3/8" HANDKNOB	3/8"	45	300	£45.44	€ 61.35
V0734/V	VMPP 1/2" HANDKNOB	1/2"	70	300	£46.66	€ 62.99
V0732/P	VMPP 3/8" SEALING CAP	3/8"	45	300	£47.46	€ 64.07
V0734/P	VMPP 1/2" SEALING CAP	1/2"	70	300	£48.69	€ 65.73

### SPRINGS

SETTING RANGE BAR	PRESSURE INCREASE ( BAR/TURN)	STANDARD SETTING BAR
10 - 50*	7	30
20 - 100	12	75
10 - 180 (Standard)	30	90
50 - 250	45	130
80 - 300	50	150

\* = For setting less than 70 Bar Q = 12 l/m

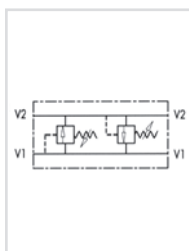






## DUAL CROSS RELIEF VALVES

### DUAL CROSS RELIEF VALVES



#### USE AND OPERATION

Made up by 2 relief valves with crossed tank, this valve is used to block pressure to a certain setting in the 2 ports of an actuator/hydraulic motor. It's ideal to provide protection against sudden shock pressures and to adjust different pressures in the 2 ports of an hydraulic circuit as well.

**Body:** Zinc-plated steel **Internal parts:** Hardened and ground steel, **Seals:** Buna N standard, **Poppet type:** minor leakage

**Applications:** Connect V1 and V2 to the pressure flow or to the actuator/hydraulic motor. Vice versa for the remaining port V1 and V2. Mounting by the actuator is highly recommended in order to avoid pressure drops.

#### ON REQUEST:

Different setting range available (See table below) Other settings available (CODE/T: please specify the desired setting)

www.flowfitonline.com  
TECH. DATA SHEET  
**CV46**

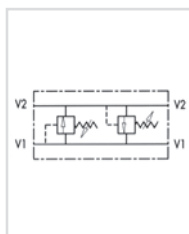
CODE	TYPE	BSP PORTS	MAX FLOW L/MIN	MAX PRESSURE BAR	NETT. PRICE	
					£ STERLING	€ EUROS
V0438	VAU 1/4"	1/4"	30	300	£31.84	€ 42.98
V0440	VAU 3/8"	3/8"	45	300	£34.83	€ 47.02
V0450	VAU 1/2"	1/2"	70	300	£36.81	€ 49.70
V0460	VAU 3/4"	3/4"	110	300	£48.75	€ 65.81
V0438/T	VAU 1/4" PRESSURE PRESET	1/4"	30	300	£34.26	€ 46.25
V0440/T	VAU 3/8" PRESSURE PRESET	3/8"	45	300	£38.17	€ 51.53
V0450/T	VAU 1/2" PRESSURE PRESET	1/2"	70	300	£39.91	€ 53.88
V0460/T	VAU 3/4" PRESSURE PRESET	3/4"	110	300	£52.00	€ 70.19
V0438/V	VAU 1/4" HANDKNOB	1/4"	30	300	£35.76	€ 48.28
V0440/V	VAU 3/8" HANDKNOB	3/8"	45	300	£38.63	€ 52.15
V0450/V	VAU 1/2" HANDKNOB	1/2"	70	300	£41.23	€ 55.67
V0460/V	VAU 3/4" HANDKNOB	3/4"	110	300	£53.11	€ 71.70
V0438/P	VAU 1/4" SEALING CAP	1/4"	30	300	£37.53	€ 50.66
V0440/P	VAU 3/8" SEALING CAP	3/8"	45	300	£40.47	€ 54.63
V0450/P	VAU 1/2" SEALING CAP	1/2"	70	300	£43.16	€ 58.26
V0460/P	VAU 3/4" SEALING CAP	3/4"	110	300	£55.22	€ 74.55

#### SPRINGS

SETTING RANGE BAR	PRESSURE INCREASE ( BAR/TURN)	STANDARD SETTING BAR
10 - 50*	7	30
20 - 100	12	75
10 - 180 (Standard)	30	90
50 - 250	45	130
80 - 300	50	150

\* = For setting less than 70 Bar Q = 12 l/m

## DIFFERENTIAL DUAL CROSS RELIEF VALVES



#### USE AND OPERATION

Made up by 2 relief valves with crossed tank, this valve is used to block pressure to a certain setting in the 2 ports of an actuator/hydraulic motor. It's ideal to provide protection against sudden shock pressures and to adjust different pressures in the 2 ports of an hydraulic circuit as well. The differential valve makes the opening slower but more constant setting even with flow changes.

**Body:** Zinc-plated steel **Internal parts:** Hardened and ground steel, **Seals:** Buna N standard, **Poppet type:** minor leakage

**Applications:** Connect V1 and V2 to the pressure flow or to the actuator/hydraulic motor. Vice versa for the remaining port V1 and V2. Mounting by the actuator is highly recommended in order to avoid pressure drops.

**ON REQUEST:** Different setting range available (See table below) Other settings available (CODE/T: please specify the desired setting)

www.flowfitonline.com  
TECH. DATA SHEET  
**CV47**

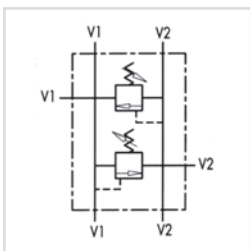
CODE	TYPE	BSP PORTS	MAX FLOW L/MIN	MAX PRESSURE BAR	NETT. PRICE	
					£ STERLING	€ EUROS
V0470	VAU 1"	1"	160	400	£129.52	€ 174.85
V0470/T	VAU 1" PRESSURE PRESET	1"	160	400	£131.70	€ 177.80
V0470/V	VAU 1" HANDKNOB	1"	160	400	£133.71	€ 180.50
V0470/P	VAU 1" SEALING CAP	1"	160	400	£134.73	€ 181.88

#### SPRINGS

SETTING RANGE BAR	PRESSURE INCREASE ( BAR/TURN)	STANDARD SETTING BAR
20 - 200	40	160
50 - 400 (Standard)	80	180

## DUAL CROSS RELIEF VALVES

www.flowfitonline.com  
TECH. DATA SHEET  
**CV48**



### USE AND OPERATION

Made up by 2 relief valves with crossed tank, this valve is used to block pressure to a certain setting in the 2 ports of an actuator/hydraulic motor. It's ideal to provide protection against sudden shock pressures and to adjust different pressures in the 2 ports of an hydraulic circuit as well. The 6 ports (2 ways in and 4 ways out reversible) enable to use just 1 valve for 2 cylinders.

**Body:** Zinc-plated steel **Internal parts:** Hardened and ground steel, **Seals:** Buna N standard, **Poppet type:** minor leakage

**Applications:** Connect V1 and V2 to the pressure flow or to the actuator/hydraulic motor. Vice versa for the remaining port V1 and V2. Mounting by the actuator is highly recommended in order to avoid pressure drops.

### ON REQUEST:

Different setting range available (See table below) Other settings available (CODE/T: please specify the desired setting)

CODE	TYPE	BSP PORTS	MAX FLOW L/MIN	MAX PRESSURE BAR	NETT. PRICE	
					£ STERLING	€ EUROS
V0737	VMPDI 3/8"	3/8"	45	300	£40.99	€ 55.34
V0738	VMPDI 1/2"	1/2"	70	300	£43.79	€ 59.11
V0737/T	VMPDI 3/8" PRESSURE PRESET	3/8"	45	300	£43.79	€ 59.11
V0738/T	VMPDI 1/2" PRESSURE PRESET	1/2"	70	300	£46.38	€ 62.61
V0737/N	VMPDI 3/8" HANDKNOB	3/8"	45	300	£45.14	€ 60.94
V0738/N	VMPDI 1/2" HANDKNOB	1/2"	70	300	£47.64	€ 64.31
V0737/P	VMPDI 3/8" SEALING CAP	3/8"	45	300	£46.91	€ 63.33
V0738/P	VMPDI 1/2" SEALING CAP	1/2"	70	300	£49.52	€ 66.85

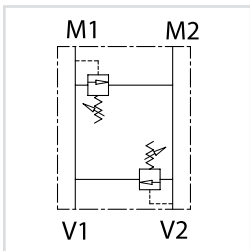
### SPRINGS

SETTING RANGE BAR	PRESSURE INCREASE ( BAR/TURN)	STANDARD SETTING BAR
10 - 50*	7	30
20 - 100	12	75
10 - 180 (Standard)	30	90
50 - 250	45	130
80 - 300	50	150

\* = For setting less than 70 Bar Q = 12 l/m

## DUAL CROSS RELIEF VALVE FLANGEABLE ON DANFOSS MOTORS OMP/OMR BY SCREWS

www.flowfitonline.com  
TECH. DATA SHEET  
**CV49**



### USE AND OPERATION:

Made up by 2 relief valves with crossed tank, this valve is used to block pressure to a certain setting in the 2 ports of an actuator/hydraulic motor. It's ideal to provide protection against sudden shock pressures and to adjust different pressures in the 2 ports of an hydraulic circuit as well. Direct flange is ideal for Danfoss motors type OMPOMR and provides a maximum safety, very low pressure drops and solid installation.

**Body:** zinc-plated steel, **Internal parts:** hardened and ground steel. **Seals:** BUNA N standard, **Poppet type:** minor leakage

**Applications:** Flange M1 and M2 directly to the motor by screws (not included) and connect ports V1 and V2 to pressure flow.

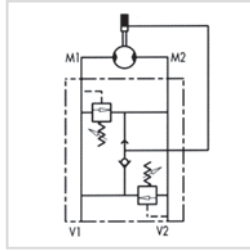

### ON REQUEST:

- Different setting range
- Other setting available (CODE/T: please specify the desired setting)

CODE	TYPE	BSP PORTS	MAX FLOW L/MIN	NETT. PRICE	
				£ STERLING	€ EUROS
V0503/000	VAU OM 1/2" WSC	1/2"	40	£45.65	€ 61.63

# DUAL CROSS RELIEF VALVE FLANGEABLE ON DANFOSS MOTORS OMS-OMP/OMR-OMT

www.flowfitonline.com  
TECH. DATA SHEET  
**CV50**



### USE AND OPERATION

Made up by 2 relief valves with crossed tank, this valve is used to block pressure to a certain setting in the 2 ports of an actuator/hydraulic motor. It's ideal to provide protection against sudden shock pressures and to adjust different pressures in the 2 ports of an hydraulic circuit as well. Direct flange is ideal for Danfoss motors type OMS, OMP/OMR and OMT and provides a maximum safety, very low pressure drops and solid installation.

**Body:** Zinc-plated steel **Internal parts:** Hardened and ground steel, **Seals:** Buna N standard, **Poppet type:** minor leakage

**Applications:** Flange M1 and M2 directly to the motor and connect V1 and V2 to pressure flow.

### ON REQUEST:

Different setting range available (See table below) Other settings available (CODE/T: please specify the desired setting). Single acting with just 1 relief available (CODE/ SE). Brake unclaping (CODE/ SF)

CODE	TYPE	BSP PORTS	MAX FLOW L/MIN	MAX PRESSURE BAR	NETT. PRICE	
					£ STERLING	€ EUROS
V0490	VAU 1/2" OMS	1/2"	50	300	£43.25	€ 58.39
V0500	VAU 1/2" OMP/OMR	1/2"	60	300	£44.08	€ 59.51
V0505	VAU 3/4" OMT	3/4"	100	300	£52.72	€ 71.17
V0490/SE	VAU 1/2" OMS SE/ SINGLE ACTING	1/2"	50	300	£41.65	€ 56.23
V0500/SE	VAU 1/2" OMP/OMR SE/SINGLE ACTING	1/2"	60	300	£43.01	€ 58.06
V0505/SE	VAU 3/4" OMT SE/SINGLE ACTING	3/4"	100	300	£51.53	€ 69.57
V0490/T	VAU 1/2" OMS PRESSURE PRESET	1/2"	50	300	£45.27	€ 61.11
V0500/T	VAU 1/2" OMP/OMR PRESSURE PRESET	1/2"	60	300	£46.28	€ 62.48
V0505/T	VAU 3/4" OMT PRESSURE PRESET	3/4"	100	300	£54.82	€ 74.01
V0490/V	VAU 1/2" OMS HANDKNOB	1/2"	50	300	£47.38	€ 63.96
V0500/V	VAU 1/2" OMP/OMR HANDKNOB	1/2"	60	300	£48.53	€ 65.52
V0505/V	VAU 3/4" OMT HANDKNOB	3/4"	100	300	£47.02	€ 63.48
V0490/P	VAU 1/2" OMS SEALING CAP	1/2"	50	300	£48.51	€ 65.49
V0500/P	VAU 1/2" OMP/OMR SEALING CAP	1/2"	60	300	£49.49	€ 66.81
V0505/P	VAU 3/4" OMT SEALING CAP	3/4"	100	300	£58.01	€ 78.32
V0490/SF	VAU 1/2" OMS SF/ BRAKE UNCLAPING	1/2"	50	300	£48.33	€ 65.25
V0500/SF	VAU 1/2" OMP/OMR SF/ BRAKE UNCLAPING	1/2"	60	300	£49.31	€ 66.57
V0505/SF	VAU 3/4" OMT SF/ BRAKE UNCLAPING	3/4"	100	300	£57.87	€ 78.12

NB. BRAKE UNCLAPING MEANS " A MECHANICAL FAIL SAFE BRAKE "

### SPRINGS

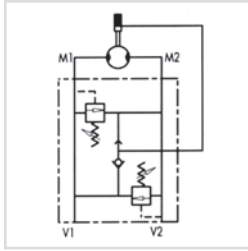

SETTING RANGE BAR	PRESSURE INCREASE ( BAR/TURN)	STANDARD SETTING BAR
10 - 50*	7	30
20 - 100	12	75
10 - 180 (Standard)	30	90
50 - 250	45	130
80 - 300	50	150

\* = For setting less than 70 Bar Q = 12 l/m



# DUAL CROSS RELIEF VALVE FLANGEABLE ON SAMHYDRAULIK MOTORS AG - AR

www.flowfitonline.com  
TECH. DATA SHEET  
**CV51**



### USE AND OPERATION

Made up by 2 relief valves with crossed tank, this valve is used to block pressure to a certain setting in the 2 ports of an actuator/hydraulic motor. It's ideal to provide protection against sudden shock pressures and to adjust different pressures in the 2 ports of a hydraulic circuit as well. Direct flange is ideal for Samhydraulic motors type AG - AR and provides a maximum safety, very low pressure drops and solid installation.

**Body:** Zinc-plated steel **Internal parts:** Hardened and ground steel, **Seals:** Buna N standard, **Poppet type:** minor leakage

**Applications:** Flange M1 and M2 directly to the motor and connect V1 and V2 to pressure flow.

### ON REQUEST:

Different setting range available (See table below) Other settings available (CODE/T: please specify the desired setting). Brake unclamping (CODE/ SF)

CODE	TYPE	BSP PORTS	MAX FLOW L/MIN	MAX PRESSURE BAR	NETT. PRICE	
					£ STERLING	€ EUROS
V0455	VAU 1/2" AG - AR	1/2"	60	300	£44.97	€ 60.71
V0455/T	VAU 1/2" AG - AR PRESSURE PRESET	1/2"	60	300	£47.01	€ 63.46
V0455/V	VAU 1/2" AG - AR HANDKNOB	1/2"	60	300	£49.10	€ 66.28
V0455/P	VAU 1/2" AG - AR SEALING CAP	1/2"	60	300	£50.15	€ 67.70
V0455/SF	VAU 1/2" AG - AR SF/ BRAKE UNCLAPING	1/2"	60	300	£50.15	€ 67.70

BRACE UNCLAPING MEANS " A MECHANICAL FAIL SAFE BRAKE "

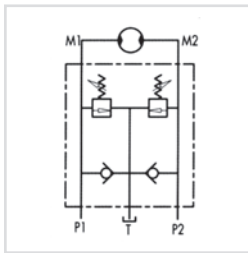
### SPRINGS

SETTING RANGE BAR	PRESSURE INCREASE ( BAR/TURN)	STANDARD SETTING BAR
10 - 50*	7	30
20 - 100	12	75
10 - 180 (Standard)	30	90
50 - 250	45	130
80 - 300	50	150

\* = For setting less than 70 Bar Q = 12 l/m

# DUAL CROSS RELIEF VALVES WITH ANTI-CAVITATION

www.flowfitonline.com  
TECH. DATA SHEET  
**CV52**



### USE AND OPERATION

This valve is used to block pressure to a certain setting in the 2 ports of an hydraulic motor: when it reaches pressure setting, the valve opens allowing pressure relief in T. The relief valve provides overload protection in a fast and accurate way and Cavitation is avoided thanks to the check valve.

**Body:** Zinc-plated steel (VAUAC 1/2") and Aluminium VAUAC 3/4" **Internal parts:** Hardened and ground steel, **Seals:** Buna N standard, **Poppet type:** minor leakage

**Applications:** Flange M1 and M2 directly to the motor and connect P1 and P2 to pressure flow. Connect T to the tank. Mounting by the actuator is highly recommended in order to avoid pressure drops and get prompt duty.

### On Request:

Different setting range available (See table below) Other settings available (CODE/T: please specify the desired setting).

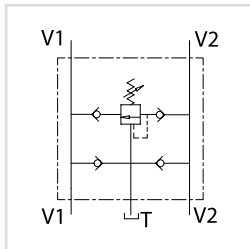
CODE	TYPE	BSP PORTS	MAX FLOW L/MIN	MAX PRESSURE BAR	NETT. PRICE	
					£ STERLING	€ EUROS
V0508	VAUAC 1/2"	1/2"	70	300	£105.46	€ 142.37
V0510	VAUAC 3/4"	3/4"	110	300	£164.17	€ 221.63
V0508/T	VAUAC 1/2" PRESSURE PRESET	1/2"	70	300	£107.54	€ 145.18
V0510/T	VAUAC 3/4" PRESSURE PRESET	3/4"	110	300	£165.66	€ 223.64
V0508/V	VAUAC 1/2" HANDKNOB	1/2"	70	300	£109.62	€ 147.99
V0510/V	VAUAC 3/4" HANDKNOB	3/4"	110	300	£104.64	€ 141.27
V0508/P	VAUAC 1/2" SEALING CAP	1/2"	70	300	£110.66	€ 149.39
V0510/P	VAUAC 3/4" SEALING CAP	3/4"	110	300	£168.80	€ 227.88

### SPRINGS

SETTING RANGE BAR	PRESSURE INCREASE ( BAR/TURN) Q = 4 L/M	STANDARD SETTING BAR
10 - 180 Standard	30	90
80 - 300	50	150
For VAUAC 3/4"		
20 - 200	40	160
50 - 400 Standard	80	180

## DUAL CROSS RELIEF VALVE WITH ANTI-CAVITATION AND SINGLE ADJUSTMENT

www.flowfitonline.com  
TECH. DATA SHEET  
**CV53**



### USE AND OPERATION:

This valve is used to block pressure to a certain setting in the 2 ports of both hydraulic motor and actuator. The 2 check valves provide overload protection and cavitation is avoided during the slowing down of the actuator.

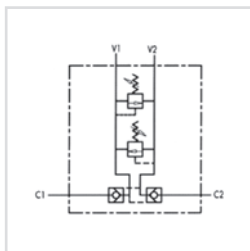
**Body:** zinc-plated steel, **Internal parts:** hardened and ground steel, **Seals:** BUNA N standard, **Tightness:** minor leakage

**Applications:** Connect V1 and V2 ports to the motor, the others V1 and V2 ports to the pressure flow and T to the tank. Mounting by the actuator is highly recommended in order to avoid pressure drops and get a prompt duty.

CODE	TYPE	BSP PORTS	MAX FLOW L/MIN	PRESSURE RANGE BAR	NETT. PRICE	
					£ STERLING	€ EUROS
V0508/RU	VAA/RU 1/2"	1/2"	60	50 - 300	£91.30	€ 123.25

## DUAL CROSS RELIEF VALVES WITH PILOT CHECK VALVE

www.flowfitonline.com  
TECH. DATA SHEET  
**CV54**



### USE AND OPERATION

Made up by 1 double pilot check valve together with one double cross relief valve, this valve enables to block the actuator in one position and to limit inlet pressure to the actuator.

**Body:** Zinc-plated steel **Internal parts:** Hardened and ground steel, **Seals:** Buna N standard, **Poppet type:** minor leakage

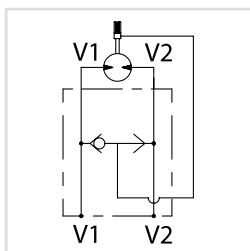
**Applications:** Connect V1 and V2 to the pressure flow and C1 and C2 to the actuator.

**On Request:** Other settings available (CODE/T: please specify the desired setting)

CODE	TYPE	BSP PORTS	MAX FLOW L/MIN	MAX PRESSURE BAR	NETT. PRICE	
					£ STERLING	€ EUROS
V444	VBAU 3/8"	3/8"	35	180	£83.13	€ 112.22
V444/T	VBAU 3/8" PRESSURE PRESET	3/8"	35	180	£85.21	€ 115.03
V444/V	VBAU 3/8" HANDKNOB	3/8"	35	180	£87.44	€ 118.05
V444/P	VBAU 3/8" SEALING CAP	3/8"	35	180	£88.49	€ 119.47

## BRAKE UNCLAMPING VALVE, FLANGEABLE TO DANFOSS MOTORS OMP/OMR

www.flowfitonline.com  
TECH. DATA SHEET  
**CV55**



### USE AND OPERATION:

This valve is used to unlock the motors hydraulic brake.

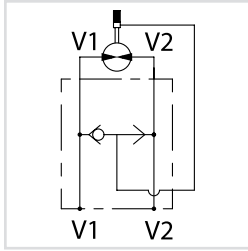
**Body:** zinc-plated steel, **Internal parts:** hardened and ground steel, **Seals:** BUNA N standard

**Applications:** Flange V1 and V2 to the motor, connect the other side of V1 and V2 to the pressure flow and connect the 1/4" port to the motor brake.

CODE	TYPE	BSP PORTS	MAX FLOW L/MIN	MAX PRESSURE BAR	NETT. PRICE	
					£ STERLING	€ EUROS
V0333	VSBF 1/2" OMP/OMR	1/2"	60	300	£31.43	€ 42.43

## BRAKE UNCLAMPING VALVE, FLANGEABLE TO DANFOSS MOTORS OMS

www.flowfitonline.com  
TECH. DATA SHEET  
**CV56**



**USE AND OPERATION:**

This valve is used to unlock the motors hydraulic brake.

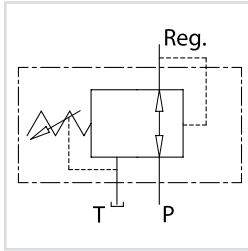
**Body:** zinc-plated steel, **Internal parts:** hardened and ground steel,  
**Seals:** BUNA N standard

**Applications:** Flange V1 and V2 to the motor, connect the other side of V1 and V2 to the pressure flow and connect the 1/4" port to the motor brake.

CODE	TYPE	BSP PORTS	MAX FLOW L/MIN	MAX PRESSURE BAR	NETT. PRICE	
					£ STERLING	€ EUROS
V0334	VSBF 1/2" OMS	1/2"	40	300	£30.43	€ 41.08

## PRESSURE REDUCING VALVE, DIRECT ACTING POPPET

www.flowfitonline.com  
TECH. DATA SHEET  
**CV57**



**USE AND OPERATION:**

This valve allows to preserve constant the pressure downstream, regardless of the upstream pressure.

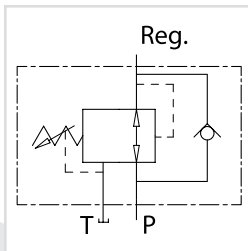
**Body:** zinc-plated steel, **Internal parts:** hardened and ground steel,  
**Seals:** BUNA N standard, **Tightness:** 70 cc/min (350 Bar to port P)

**Applications:** Connect P to the main circuit, the port Reg. to the circuit where you want to reduce pressure and port T to the tank.

CODE	TYPE	BSP PORTS	MAX FLOW L/MIN	MAX PRESSURE BAR	NETT. PRICE	
					£ STERLING	€ EUROS
V0704/000	VRP 3/8"	3/8"	30	350	£77.07	€ 104.04
V0706/000	VRP 1/2"	1/2"	30	350	£78.05	€ 105.36

## DIRECT ACTING REDUCING VALVE WITH CHECK VALVE

www.flowfitonline.com  
TECH. DATA SHEET  
**CV58**



**USE AND OPERATION:**

This valve allows to preserve constant the pressure downstream, regardless of the upstream pressure. The check valve allows the free return of the oil.

**Body:** zinc-plated steel. **Internal parts:** hardened and ground steel,  
**Seals:** BUNA N standard, **Tightness:** 70 cc/min (350 Bar to port P)

**Applications:** Connect P to the main circuit, the port Reg. to the circuit where you want to reduce pressure and port T to the tank.

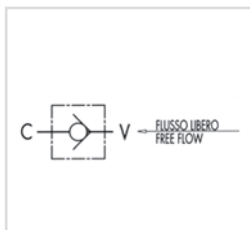
CODE	TYPE	BSP PORTS	MAX FLOW L/MIN	MAX PRESSURE BAR	NETT. PRICE	
					£ STERLING	€ EUROS
V0705/000	VRPRL 3/8"	3/8"	30	350	£109.96	€ 148.44
V0707/000	VRPRL 1/2"	1/2"	30	350	£111.42	€ 150.41



## CHECK VALVES



### CHECK VALVES



www.flowfitonline.com  
TECH. DATA SHEET  
**CV59**

#### USE AND OPERATION

In the check valve flow is free in one direction and blocked in the reverse one.

**Body:** Zinc-plated steel **Internal parts:** Hardened and ground steel,

**Seals:** Buna N standard, **Poppet type:** No leakage

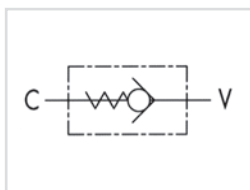
**Applications:** Connect V to the pressure flow and C to the actuator. Flow is free from V to C and blocked in the reverse direction.

#### On Request:

Different cracking pressures: 1-3-5-8 Bar (Please specify the desired cracking pressure in the product description). Set valve is used to keep a hydraulic system under pressure.

CODE	TYPE	BSP PORTS	MAX FLOW L/MIN	MAX PRESSURE BAR	CRACKING PRESSURE BAR	NETT. PRICE	
						£ STERLING	€ EUROS
V0592	VU 1/8"	1/8"	3	350	+ 0.4 / 0.7	£9.67	€ 13.06
V0590	VU 1/4"	1/4"	20	350	+ 0.4 / 0.7	£4.64	€ 6.27
V0600	VU 3/8"	3/8"	45	350	+ 0.4 / 0.7	£4.98	€ 6.72
V0610	VU 1/2"	1/2"	70	350	+ 0.4 / 0.7	£6.89	€ 9.30
V0620	VU 3/4"	3/4"	110	350	+ 0.4 / 0.7	£10.14	€ 13.69
V0630	VU 1"	1"	160	350	+ 0.4 / 0.7	£11.99	€ 16.19
V0631	VU 1 1/4"	1 1/4"	200	350	+ 0.4 / 0.7	£30.24	€ 40.82
V0632	VU 1 1/2"	1 1/2"	300	350	+ 0.4 / 0.7	£44.15	€ 59.61

## INTEGRATED CHECK VALVES



www.flowfitonline.com  
TECH. DATA SHEET  
**CV60**

#### USE AND OPERATION

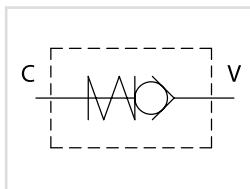
In the check valve flow is free in one direction and blocked in the reverse one. Small dimensions and their insert configuration makes these valves ideal for installation into custom designed hydraulic integrated circuit.

**Body:** Zinc-plated steel. **Exterior Tightness:** Through O-Ring seal.

**Applications:** Screw the valve keeping into consideration that flow is free from V to C.

CODE	TYPE	BSP PORTS	MAX FLOW L/MIN	MAX PRESSURE BAR	CRACKING PRESSURE BAR	NETT. PRICE	
						£ STERLING	€ EUROS
V0591	VUI 1/4"	1/4"	20	350	0.5	£9.46	€ 12.77
V0601	VUI 3/8"	3/8"	30	350	0.5	£10.75	€ 14.52
V0611	VUI 1/2"	1/2"	50	350	0.5	£13.66	€ 18.44
V0621	VUI 3/4"	3/4"	80	350	0.5	£16.11	€ 21.74

## MALE CHECK VALVES



www.flowfitonline.com  
TECH. DATA SHEET  
**CV61**

#### USE AND OPERATION:

In the check valves flow is free in one direction and blocked in the reverse one.

**Body:** zinc-plated steel, **Internal parts:** Hardened and ground steel,

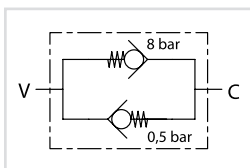

**Poppet type:** any leakage

**Applications:** Connect the port V to the pressure flow and the port C to the actuator. Flow is free from V to C and blocked in the reverse direction.

CODE	TYPE	BSP PORTS	MAX FLOW L/MIN	MAX PRESSURE BAR	NETT. PRICE	
					£ STERLING	€ EUROS
V0594/	VU MM 1/4"	1/4"	8	350	£9.72	€ 13.13
V0604/	VU MM 3/8"	3/8"	20	350	£10.62	€ 14.33
V0614/	VU MM 1/2"	1/2"	50	350	£11.69	€ 15.78
V0624/	VU MM 3/4"	3/4"	90	350	£18.56	€ 25.06
V0634/	VU MM 1"	1"	90	320	£27.49	€ 37.11
V0637/	VU MM 1 1/4"	1 1/4"	250	320	£48.78	€ 65.86
V0638/	VU MM 1 1/2"	1 1/2"	300	320	£64.80	€ 87.47
V0639/	VU MM 2"	2"	650	320	£81.09	€ 109.47

## BIDIRECTIONAL CHECK VALVE

www.flowfitonline.com  
TECH. DATA SHEET  
**CV62**



### USE AND OPERATION:

In the bidirectional check valves flow is controlled in both directions. They are mainly used on presses holding the cylinder and allowing manual movement over 8 Bar in case of emergency.

**Body:** zinc plated steel, **Internal parts:** hardened and ground steel

**Applications:** Connect V or C to the pressure flow according to the adjustment to be obtain.

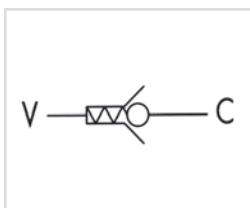
CODE	TYPE	BSP PORTS	MAX FLOW L/MIN	MAX PRESSURE BAR	CRACKING PRESSURE V-C BAR	CRACKING PRESSURE C-V BAR	NETT. PRICE	
							£ STERLING	€ EUROS
V0606	VRC 3/8"	3/8"	35	350	00,4 / 0,75	8	£43.20	€ 58.32
V0616	VRC 1/2"	1/2"	55	350	0,4 / 0,7	8	£45.16	€ 60.97

## HOSE BURST VALVES



### HOSE BURST VALVES CARTRIDGE

www.flowfitonline.com  
TECH. DATA SHEET  
**CV63**



### USE AND OPERATION

These valves are used to prevent uncontrolled decent of a load in case of hose failure. When it exceeds the setting (reaction flow), the valve blocks the flow.

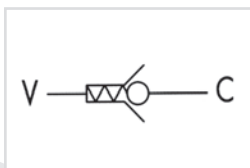
**Body:** Steel, burnished.

**Applications:** Screw in the valve connecting V to the pressure flow and C to the actuator. Being used with a flow control valve is recommended. system). Hole on the flat (CODE/F, please specify the hole dimension) for a slow load decent with closed valve. Also available with male-female or female-female body for inline mounting.

CODE	TYPE	BSP PORTS	MAX FLOW L/MIN	MAX PRESSURE BAR	NETT. PRICE	
					£ STERLING	€ EUROS
V0770	VUBA 1/4"	1/4"	25	350	£3.94	€ 5.32
V0780	VUBA 3/8"	3/8"	50	350	£3.94	€ 5.32
V0790	VUBA 1/2"	1/2"	80	350	£3.94	€ 5.32
V0800	VUBA 3/4"	3/4"	140	350	£5.96	€ 8.05
V0810	VUBA 1"	1"	180	350	£11.15	€ 15.05
V0770/F	VUBA 1/4" WITH HOLE	1/4"	25	350	£7.96	€ 10.74
V0780/F	VUBA 3/8" WITH HOLE	3/8"	50	350	£8.17	€ 11.03
V0790/F	VUBA 1/2" WITH HOLE	1/2"	80	350	£9.44	€ 12.74
V0800/F	VUBA 3/4" WITH HOLE	3/4"	140	350	£11.94	€ 16.12
V0810/F	VUBA 1" WITH HOLE	1"	180	350	£17.99	€ 24.28

### HOSE BURST VALVES CARTRIDGE WITH FEMALE/FEMALE THREADED BODY

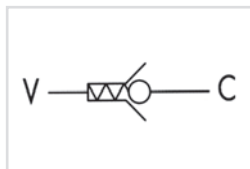

www.flowfitonline.com  
TECH. DATA SHEET  
**CV64**



CODE	TYPE	BSP PORTS	MAX FLOW L/MIN	MAX PRESSURE BAR	NETT. PRICE	
					£ STERLING	€ EUROS
V0771	VUBA 1/4" MFF	1/4"	25	350	£6.11	€ 8.25
V0781	VUBA 3/8" MFF	3/8"	50	350	£6.21	€ 8.38
V0791	VUBA 1/2" MFF	1/2"	80	350	£7.37	€ 9.95
V0801	VUBA 3/4" MFF	3/4"	140	350	£10.55	€ 14.25
V0811	VUBA 1" MFF	1"	180	350	£20.92	€ 28.24
V0771/F	VUBA 1/4" MFF/ WITH HOLE	1/4"	25	350	£10.24	€ 13.82
V0781/F	VUBA 3/8" MFF/ WITH HOLE	3/8"	50	350	£10.92	€ 14.74
V0791/F	VUBA 1/2" MFF/ WITH HOLE	1/2"	80	350	£13.51	€ 18.24
V0801/F	VUBA 3/4" MFF/ WITH HOLE	3/4"	140	350	£16.28	€ 21.97
V0811/F	VUBA 1" MFF/ WITH HOLE	1"	180	350	£24.27	€ 32.76

## HOSE BURST VALVES CARTRIDGE WITH MALE/FEMALE THREADED BODY

www.flowfitonline.com  
TECH. DATA SHEET  
**CV65**



CODE	TYPE	BSP PORTS	MAX FLOW L/MIN	MAX PRESSURE BAR	NETT. PRICE	
					£ STERLING	€ EUROS
V0772	VUBA 1/4" MMF	1/4"	25	350	£5.76	€ 7.78
V0782	VUBA 3/8" MMF	3/8"	50	350	£5.86	€ 7.91
V0792	VUBA 1/2" MMF	1/2"	80	350	£6.96	€ 9.40
V0802	VUBA 3/4" MMF	3/4"	140	350	£9.87	€ 13.32
V0812	VUBA 1" MMF	1"	180	350	£19.75	€ 26.66
V0772/F	VUBA 1/4" MMF/ WITH HOLE	1/4"			£10.24	€ 13.82
V0782/F	VUBA 3/8" MMF/ WITH HOLE	3/8"			£10.92	€ 14.74
V0792/F	VUBA 1/2" MMF/ WITH HOLE	1/2"			£12.77	€ 17.24
V0802/F	VUBA 3/4" MMF/ WITH HOLE	3/4"			£15.37	€ 20.75
V0812/F	VUBA 1" MMF/ WITH HOLE	1"			£22.92	€ 30.94

## BODY ONLY - MALE/FEMALE OR FEMALE/FEMALE

www.flowfitonline.com  
TECH. DATA SHEET  
**CV66**



MMF

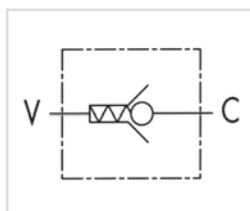


MFF

CODE	TYPE	BSP PORTS	NETT. PRICE	
			£ STERLING	€ EUROS
MFF 1/4"	BODY FEMALE/FEMALE 1/4"	1/4"	£2.15	€ 2.91
MFF 3/8"	BODY FEMALE/FEMALE 3/8"	3/8"	£2.60	€ 3.52
MFF 1/2"	BODY FEMALE/FEMALE 1/2"	1/2"	£3.90	€ 5.26
MFF 3/4"	BODY FEMALE/FEMALE 3/4"	3/4"	£4.11	€ 5.54
MFF 1"	BODY FEMALE/FEMALE 1"	1"	£5.94	€ 8.02
MMF 1/4"	BODY MALE/FEMALE 1/4"	1/4"	£2.15	€ 2.91
MMF 3/8"	BODY MALE/FEMALE 3/8"	3/8"	£2.60	€ 3.52
MMF 1/2"	BODY MALE/FEMALE 1/2"	1/2"	£3.90	€ 5.26
MMF 3/4"	BODY MALE/FEMALE 3/4"	3/4"	£4.11	€ 5.54
MMF 1"	BODY MALE/FEMALE 1"	1"	£5.94	€ 8.02

## HOSE BURST VALVE WITH EXTERNAL ADJUSTMENT

www.flowfitonline.com  
TECH. DATA SHEET  
**CV67**



### USE AND OPERATION

These valves are used to prevent uncontrolled decent of a load in case of hose failure. When it exceeds the setting (reaction flow), the valve blocks the flow. Unlike the standard hose burst valve, it enables external flow adjustment through the knob.

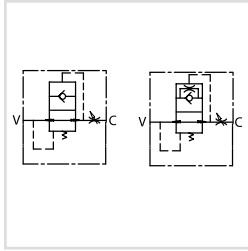
**Body:** Zinc-plated steel. **Internal Components:** Hardened and ground steel. **Tightness:** Ball type.

**Applications:** Connect V to the pressure flow and C to the actuator. To adjust flow (1 turn = 15 litre), keep the nut on the valve to prevent oil leakage.

CODE	TYPE	BSP PORTS	MAX FLOW L/MIN	MAX PRESSURE BAR	NETT. PRICE	
					£ STERLING	€ EUROS
V0785	VUB 3/8"	3/8"	40	300	£13.80	€ 18.63
V0795	VUB 1/2"	1/2"	70	300	£14.34	€ 19.36

## DIN ADJUSTABLE HOSE BURST VALVE

www.flowfitonline.com  
TECH. DATA SHEET  
**CV68**



### USE AND OPERATION:

These valves are used to prevent uncontrolled descent of a load in case of hose failure. When it exceeds the valve setting (reaction flow), the valve blocks the flow.

**Body:** zinc-plated steel, **Flat:** burnished steel

**Applications:** Screw in the valve connecting V to the pressure flow and C to the actuator. The use together with a flow control valve is recommended.

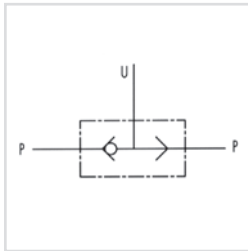
### ON REQUEST:

- Preset hose bursts available (the reaction flow should be set 1,5 times the rate flow of the system). Please specify flow (l/min) or distance S (mm) from the flat to the valve
- Hole on the flat (CODE/F, please specify hole dimension) for a slow load descent with closed valve

CODE	TYPE	BSP PORTS	MAX FLOW L/MIN	MAX PRESSURE BAR	NETT. PRICE	
					£ STERLING	€ EUROS
V0784	VUBA 3/8" DIN T10L	3/8"	50	350	£6.69	€ 9.03
V0786	VUBA 3/8" DIN T12L	3/8"	50	350	£6.69	€ 9.03
V0787	VUBA 3/8" DIN T15L	3/8"	50	350	£6.69	€ 9.03
V0794	VUBA 1/2" DIN T15L	1/2"	80	350	£7.06	€ 9.53

## SHUTTLE VALVES

www.flowfitonline.com  
TECH. DATA SHEET  
**CV69**



### USE AND OPERATION

This valve is used to select higher pressure between two pressure lines.

**Body:** Zinc-plated steel. **Seal:** BUNA N.

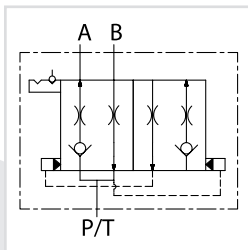
**Tightness:** Ball type.

**Applications:** Connect ports P to the 2 lines to select and U to the line to feed.

CODE	TYPE	BSP PORTS	MAX FLOW L/MIN	MAX PRESSURE BAR	NETT. PRICE	
					£ STERLING	€ EUROS
V0666	VU2P 1/4"	1/4"	30	450	£10.83	€ 14.61
V0668	VU2P 3/8"	3/8"	45	450	£12.06	€ 16.29
V0670	VU2P 1/2"	1/2"	70	450	£13.95	€ 18.84
V0680	VU2P 3/4"	3/4"	110	350	£28.15	€ 38.00
V0685	VU2P 1"	1"	150	300	£68.81	€ 92.89

## VALVE FOR DRILL

www.flowfitonline.com  
TECH. DATA SHEET  
**CV70**



### USE AND OPERATION:

This type of valve is used on drills to handle the row marker. It allows the automatic ascent/descent inversion of single and double effect actuators, loading and unloading the port P/T.

**Body:** zinc-plated steel, **Internal parts:** hardened and ground steel, **Seals:** BUNA N standard, **Tightness:** minor leakage

**Applications:** Connect P/T to the power and A and B to the actuator.

**ON REQUEST:** The valve can be supplied with:

- 1/4" female adaptation
- Fitting for DIN 12L hose connection

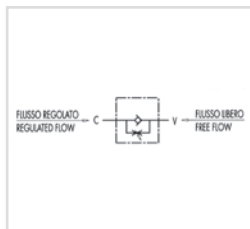
CODE	TYPE	MAX FLOW L/MIN	NETT. PRICE	
			£ STERLING	€ EUROS
V1450	VDFS 3/4" – 16 UNF	350	£104.06	€ 132.14

## FLOW REGULATOR VALVES



### BARREL FLOW CONTROL VALVES WITH CHECK

www.flowfitonline.com  
TECH. DATA SHEET  
**CV71**



#### USE AND OPERATION

This valve is used to adjust flow speed of actuators in one direction; flow is free in reverse one. As pressure compensation is not provided, flow adjustment depends on pressure and oil viscosity.

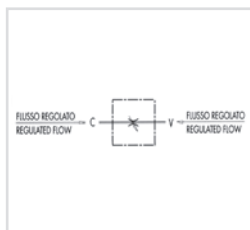
**Body:** Zinc-plated steel **Internal parts:** Hardened and ground steel, **Seals:** Buna N standard, **Tightness:** By diameter combination. Minor leakage with closed valve.

**Applications:** Connect V to the pressure flow and C to the actuator to set. The flow is adjusted from C to V and free in the reverse direction. When used on actuator with double pilot check valve, VRF has to be mounted between the actuator and the double pilot check valve. Flow adjustment is made by rotating the coupling: by clockwise rotation flow increases and vice versa. Once the flow has been set, lock the nut in order to keep the desired settings, even case of vibrations.

CODE	TYPE	BSP PORTS	MAX FLOW L/MIN	MAX PRESSURE BAR	CRACKING PRESSURE BAR	NETT. PRICE	
						£ STERLING	€ EUROS
V0540	VRF 1/4"	1/4"	20	300	0.5	£13.52	€ 18.26
V0550	VRF 3/8"	3/8"	45	300	0.5	£15.28	€ 20.62
V0560	VRF 1/2"	1/2"	70	300	0.5	£19.56	€ 26.41
V0570	VRF 3/4"	3/4"	110	250	0.5	£28.50	€ 38.47
V0580	VRF 1"	1"	160	250	0.5	£43.07	€ 58.15

### BARREL FLOW CONTROL VALVES NO CHECK

www.flowfitonline.com  
TECH. DATA SHEET  
**CV72**



#### USE AND OPERATION

This valve is used to adjust flow speed of actuators in both directions. As pressure compensation is not provided, flow adjustment depends on pressure and oil viscosity.

**Body:** Zinc-plated steel **Internal parts:** Hardened and ground steel, **Seals:** Buna N standard, **Tightness:** By diameter combination. Minor leakage with closed valve.

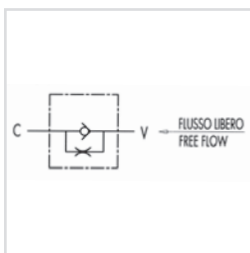
**Applications:** Connect V to the pressure flow and C to the actuator to set; when used on an actuator with double pilot check, VRB has to be mounted between the actuator and the double pilot check valve. Flow adjustment is made by rotating the coupling: by clockwise rotation flow increases and vice versa. Once the flow has been set, lock the nut in order to keep the desired settings even in case of vibrations.

CODE	TYPE	BSP PORTS	MAX FLOW L/MIN	MAX PRESSURE BAR	NETT. PRICE	
					£ STERLING	€ EUROS
V0545	VRB 1/4"	1/4"	20	300	£11.84	€ 15.99
V0555	VRB 3/8"	3/8"	45	300	£12.34	€ 16.66
V0565	VRB 1/2"	1/2"	70	300	£14.72	€ 19.87
V0575	VRB 3/4"	3/4"	110	250	£29.34	€ 39.60
V0585	VRB 1"	1"	160	250	£52.24	€ 70.52



## FIXED SETTING THROTTLE CHECK VALVES

www.flowfitonline.com  
TECH. DATA SHEET  
**CV73**



### USE AND OPERATION

Flow is free in one direction and fixed in the reverse one. Flow is fixed as flow adjustment depends on the throttling hole diameter.

**Body:** Zinc-plated steel **Internal parts:** Hardened and ground steel, **Seals:** Buna N standard, **Poppet type:** Standard

**Applications:** Connect V to the pressure flow and C to the actuator. Flow is free from V to C and fixed in the reverse one. Throttling is obtained through one or two calibrated holes, the diameter of which has to be specified in the order.

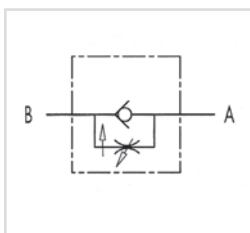
### On Request:

Other settings available: 1-3-5-8 Bar ( please specify in the description the desired setting).

CODE	TYPE	BSP PORTS	MAX FLOW L/MIN	MAX PRESSURE BAR	CRACKING PRESSURE BAR	NETT. PRICE	
						£ STERLING	€ EUROS
V0590/1F	VUSF 1/4" WITH 1 HOLE	1/4"	20	350	+ 0.4 / 0.7	£5.64	€ 7.61
V0600/1F	VUSF 3/8" WITH 1 HOLE	3/8"	45	350	+ 0.4 / 0.7	£6.10	€ 8.24
V0610/1F	VUSF 1/2" WITH 1 HOLE	1/2"	70	350	+ 0.4 / 0.7	£8.21	€ 11.08
V0620/1F	VUSF 3/4" WITH 1 HOLE	3/4"	110	350	+ 0.4 / 0.7	£11.87	€ 16.02
V0630/1F	VUSF 1" WITH 1 HOLE	1"	160	350	+ 0.4 / 0.7	£13.88	€ 18.74
V0631/1F	VUSF 1 1/4" WITH 1 HOLE	1 1/4"	200	350	1	£48.11	€ 64.95
V0632/1F	VUSF 1 1/2" WITH 1 HOLE	1 1/2"	300	350	1	£64.79	€ 87.46
V0590/2F	VUSF 1/4" WITH 2 HOLES	1/4"	20	350	+ 0.4 / 0.7	£5.78	€ 7.80
V0600/2F	VUSF 3/8" WITH 2 HOLES	3/8"	45	350	+ 0.4 / 0.7	£6.31	€ 8.52
V0610/2F	VUSF 1/2" WITH 2 HOLES	1/2"	70	350	+ 0.4 / 0.7	£8.39	€ 11.33
V0620/2F	VUSF 3/4" WITH 2 HOLES	3/4"	110	350	+ 0.4 / 0.7	£12.19	€ 16.46
V0630/2F	VUSF 1" WITH 2 HOLES	1"	160	350	+ 0.4 / 0.7	£14.33	€ 19.35
V0631/2F	VUSF 1 1/4" WITH 2 HOLES	1 1/4"	200	350	1	£49.52	€ 66.85
V0632/2F	VUSF 1 1/2" WITH 2 HOLES	1 1/2"	300	350	1	£66.68	€ 90.01

## 90° PRESSURE COMPENSATED 90° FLOW REGULATOR VALVES

www.flowfitonline.com  
TECH. DATA SHEET  
**CV74**



### USE AND OPERATION

This valve is used to adjust flow speed of actuators in one direction; flow is free in the reverse one. The internal compensation system allows to keep a constant speed even when the load varies. High adjustment sensitivity.

**Body:** Zinc-plated steel **Internal parts:** Hardened and ground steel, **Seals:** Buna N standard, **Tightness:** Needle type

**Applications:** Connect A to the pressure flow and B to the actuator to set; flow is adjusted from B to A and is free in the reverse direction. Flow adjustment is made by rotating the plastic hand knob after loosening the side locking screw. This particular configuration allows an accurate and sensitive adjustment.

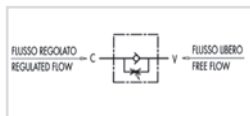
CODE	TYPE	BSP PORTS	MAX FLOW FROM A TO B L/MIN	MAX FLOW FROM B TO A L/MIN	MAX PRESSURE BAR	NETT. PRICE	
						£ STERLING	€ EUROS
V0581/C	VRFU 90° 1/4" PCFCV	1/4"	15	25	250	£43.07	€ 58.15
V0582/C	VRFU 90° 3/8" PCFCV	3/8"	15	25	250	£43.73	€ 59.04
V0583/C	VRFU 90° 1/2" PCFCV	1/2"	30	45	250	£66.27	€ 89.46





## FLOW REGULATOR VALVES WITH CHECK

www.flowfitonline.com  
TECH. DATA SHEET  
**CV75**



### USE AND OPERATION

This valve is used to adjust flow speed of actuators in one direction; flow is free in the reverse one. As pressure compensation is not provided, flow adjustment depends on pressure and fluid viscosity. High adjustment sensitivity.

**Body:** Zinc-plated steel **Internal parts:** Hardened and ground steel, **Seals:** Buna N standard, **Tightness:** Needle type, Minor leakage with closed valve.

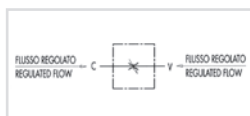
**Applications:** Connect V to the pressure flow and C to the actuator to set; flow is adjusted from C to V and is free in the reverse direction. When used on actuator with double pilot check valve, VRFU has to be mounted between the actuator and the double pilot check valve. Flow adjustment is made by rotating the aluminium hand knob after loosening the side locking screw. This configuration allows an accurate and sensitive adjustment.

CODE	TYPE	BSP PORTS	MAX FLOW L/MIN	MAX PRESSURE BAR	CRACKING PRESSURE BAR	NETT. PRICE	
						£ STERLING	€ EUROS
V0581	VRFU 1/4"	1/4"	15	350	0.5	£19.10	€ 25.78
V0582	VRFU 3/8"	3/8"	30	350	0.5	£21.39	€ 28.87
V0583	VRFU 1/2"	1/2"	50	350	0.5	£26.87	€ 36.27
V0588	VRFU 3/4"	3/4"	60	280	0.5	£48.75	€ 65.81
V0576	VRFU 1"	1"	80	250	0.5	£79.40	€ 107.19

CODE	DESCRIPTION	NETT. PRICE	
		£ STERLING	€ EUROS
DAD090	Locking Nut to suit V0581/V0582/V0583	£1.98	€ 2.68

## FLOW CONTROL VALVES WITHOUT CHECK

www.flowfitonline.com  
TECH. DATA SHEET  
**CV76**



### USE AND OPERATION

This valve is used to adjust flow speed of actuators in both directions. As pressure compensation is not provided, flow adjustment depends on pressure and fluid viscosity. High adjustment sensitivity.

**Body:** Zinc-plated steel **Internal parts:** Hardened and ground steel, **Seals:** Buna N standard, **Tightness:** Needle type, Minor leakage with closed valve.

**Applications:** Connect a port to the pressure. Flow will be adjusted in the other one. When used on actuator with double pilot check valve, VRFB has to be mounted between the actuator and the double pilot check valve. Flow adjustment is made by rotating the aluminium hand knob after loosening the side locking screw. This particular configuration allows an accurate and sensitive adjustment.

CODE	TYPE	BSP PORTS	MAX FLOW L/MIN	MAX PRESSURE BAR	NETT. PRICE	
					£ STERLING	€ EUROS
V0584	VRFB 1/4"	1/4"	15	350	£14.52	€ 19.60
V0586	VRFB 3/8"	3/8"	30	350	£19.49	€ 26.31
V0587	VRFB 1/2"	1/2"	50	350	£21.04	€ 28.41
V0589	VRFB 3/4"	3/4"	80	280	£39.81	€ 53.74
V0577	VRFB 1"	1"	80	250	£83.32	€ 112.48

CODE	DESCRIPTION	NETT. PRICE	
		£ STERLING	€ EUROS
DAD090	Locking Nut to suit V0584/86/87/89	£1.98	€ 2.68

## HYDRAULIC 3 PORT PRESSURE COMPENSATED ADJUSTABLE FLOW CONTROL

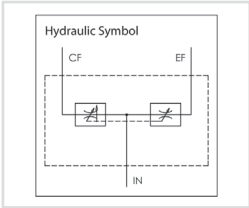
www.flowfitonline.com  
TECH. DATA SHEET  
**CV77**



The Flowfit hydraulic 3 port adjustable flow control valve will start or stop a hydraulic cylinder or hydraulic motor and vary speed over a wide range. Once the flow control lever has been positioned a constant speed will be maintained.

Excess flow is returned to tank or used to power another function via port 'ef'.  
In = input flow, cf = controlled flow and ef = excess flow

The flow control valve is pressure compensated to maintain a constant output flow despite pressure changes on the controlled flow or excess flow line or load variations.



### SPECIFICATIONS

- 3000 Psi Max Operating Pressure
- Max Flow Capacity: 30gpm / 114l/Min
- Side Port Configuration
- Once Set, Maintains Constant Speed Regardless Of Load Variation
- Excess Flow Is Returned To Tank Or Used To Power Another Function
- All Ports 3/4" Bsp
- Plugging 'Ef' Excess Flow Port Allows Use With Pressure Compensated Pumps
- Both Outlets Are Pressure Compensated

PART NUMBER	DESCRIPTION	PORT SIZE	FLOW RANGE	NETT. PRICE	
				£ STERLING	€ EUROS
ZZ005422	3/4" 3 PORT FLOW CONTROL	3/4" BSP	0-30 GPM	£54.58	€ 73.68

## HYDRAULIC 3 PORT PRESSURE COMPENSATED ADJUSTABLE FLOW CONTROL C/W RELIEF VALVE

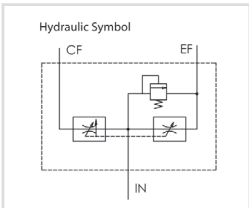
www.flowfitonline.com  
TECH. DATA SHEET  
**CV78**



The Flowfit hydraulic 3 port adjustable flow control valve will start or stop a hydraulic cylinder or hydraulic motor and vary speed over a wide range. Once the flow control lever has been positioned a constant speed will be maintained.

Excess flow is returned to tank only via port 'ef'.  
In = input flow, cf = controlled flow and ef = excess flow

The flow control valve is pressure compensated to maintain a constant output flow despite pressure changes on the controlled flow 'CF' port.



### SPECIFICATIONS

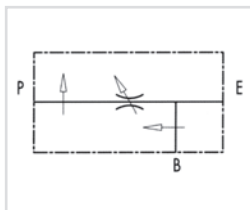

- 3000 Psi Max Operating Pressure
- Max Flow Capacity: 30gpm / 114l/Min
- Side Port Configuration
- Once Set, Maintains Constant Speed Regardless Of Load Variation
- Excess Flow Is Returned To Tank Only
- All Ports 3/4" Bsp
- Plugging 'Ef' Excess Flow Port Allows Use With Pressure Compensated Pumps
- Adjustable Relief Preset At 2500psi
- Relief Valve Adjustable 1000 To 3000psi

PART NUMBER	DESCRIPTION	PORT SIZE	FLOW RANGE	NETT. PRICE	
				£ STERLING	€ EUROS
ZZ005423	3/4" 3 PORT FLOW CONTROL C/W RV	3/4" BSP	0-30 GPM	£54.58	€ 73.68



## 3 PORT FLOW CONTROL VALVE WITH ONGOING PRESSURE LINE

www.flowfitonline.com  
TECH. DATA SHEET  
**CV79**



### USE AND OPERATION

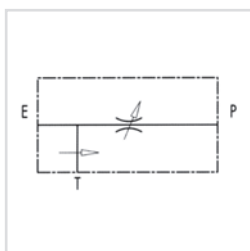
This valve enables to keep "P" flow constant to a certain setting, independently of the required pressure or the inlet flow of the valve. Exceeded flow is drained in "B" and it is available for a second use. Also port "B" is insensitive to pressure changes, but not to flow changes.

**Body:** Zinc-plated steel **Internal parts:** Hardened and ground steel, **Seals:** Buna N standard, **Tightness:** By diameter combination. Minor leakage (few drops per minute) is needed. Connect B to the tank or to a second actuator. To adjust inlet pressure in P screw in or out, hand wheel, after loosening the locknut.

CODE	TYPE	BSP PORTS	MAX FLOW L/MIN	MAX ADJUSTED FLOW	MAX PRESSURE BAR	NETT. PRICE	
						£ STERLING	€ EUROS
V1060	VRP3 3/8"	3/8"	50	40	250	£83.50	€ 112.72
V1070	VRP3 1/2"	1/2"	85	60	250	£84.22	€ 113.70
V1080	VPR 3/4"	3/4"	150	90	210	£145.78	€ 196.81
V1090	VPR 1"	1"	250	150	210	£177.58	€ 239.73

## 3 PORT FLOW CONTROL VALVE WITH EXCESS BACK TO TANK

www.flowfitonline.com  
TECH. DATA SHEET  
**CV80**



### USE AND OPERATION

This valve enables to keep "P" flow constant to a certain setting, independently of the required pressure or the inlet flow of the valve. Exceeded flow is drained directly in T (tank).

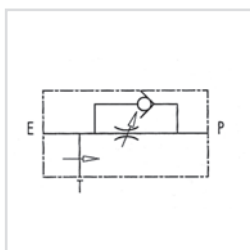
**Body:** Zinc-plated steel **Internal parts:** Hardened and ground steel, **Seals:** Buna N standard, **Tightness:** By diameter combination. Minor leakage (few drops per minute)

**Applications:** Connect E to the pressure and P to the line where flow adjustment is needed. Connect T to the tank. To adjust inlet pressure in P screw in or out, hand wheel, after loosening the locknut.

CODE	TYPE	BSP PORTS	MAX FLOW L/MIN	MAX ADJUSTED FLOW	MAX PRESSURE BAR	NETT. PRICE	
						£ STERLING	€ EUROS
V1110	RFP3 3/8"	3/8"	50	30	250	£73.78	€ 99.61
V1120	RFP 1/2"	1/2"	85	50	250	£77.89	€ 105.15
V9999	VCF.BC.3/2A06B	3/4"	150	90	210	£166.16	€ 224.32

## 3 PORT FLOW CONTROL VALVE WITH EXCESS TO TANK WITH CHECK VALVE

www.flowfitonline.com  
TECH. DATA SHEET  
**CV81**



### USE AND OPERATION

This valve enables to keep "P" flow constant to a certain setting, independently of the required pressure or the inlet flow of the valve. Exceeded flow is drained directly in T (tank). The check valve allows those applications where we require the return of the free flow.

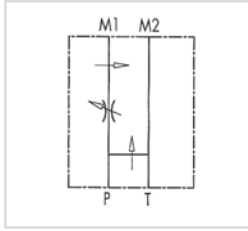

**Body:** Zinc-plated steel **Internal parts:** Hardened and ground steel, **Seals:** Buna N standard, **Tightness:** By diameter combination. Minor leakage (few drops per minute)

**Applications:** Connect E to the pressure and P to the line where flow adjustment is needed. Connect T to the tank. To adjust inlet pressure in P screw in or out, hand wheel, after loosening the locknut.

CODE	TYPE	BSP PORTS	MAX INLET FLOW L/MIN	MAX ADJUSTED FLOW L/MIN	MAX PRESSURE BAR	NETT. PRICE	
						£ STERLING	€ EUROS
V1110/VU	RFP3 3/8" c/VU	3/8"	50	30	350	£90.86	€ 122.66
V1120/VU	RFP3 1/2" c/VU	1/2"	85	50	350	£91.57	€ 123.62

## 3 PORT FLOW CONTROL VALVE EXCESS TO TANK FLANGEABLE ON DANFOSS MOTORS OMP/OMR

www.flowfitonline.com  
TECH. DATA SHEET  
**CV82**



### USE AND OPERATION

This valve enables to keep "P" flow constant to a certain setting, independently of the required pressure or the inlet flow of the valve. Exceeded flow is drained directly in T (tank).

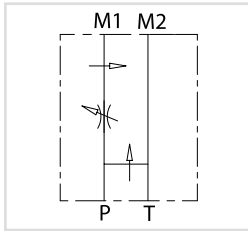

**Body:** zinc-plated steel, **Internal parts:** Hardened and ground steel, **Seals:** Buna N standard, **Tightness:** By diameter combination. Minor leakage (few drops per minute)

**Applications:** Connect M1 and M2 to the motor and P and T to the pressure.

PART NO.	TYPE	BSP PORTS	MAX INLET FLOW	MAX ADJUSTED FLOW	MAX PRESSURE (BAR)	NETT. PRICE	
						£ STERLING	€ EUROS
V1121	RFP3 1/2" OMP/OMR	1/2"	50 L/MIN	30 L/MIN	350	£82.54	€ 111.43

## 3 PORT FLOW CONTROL VALVE EXCESS TO TANK FLANGEABLE ON DANFOSS MOTORS OMS

www.flowfitonline.com  
TECH. DATA SHEET  
**CV83**



### USE AND OPERATION:

This valve enables to keep "P" flow constant to a certain setting, independently of the required pressure or the inlet flow of the valve. Exceeded flow is drained directly in T (tank).

**Body:** zinc-plated steel, **Internal parts:** hardened and ground steel, **Seals:** BUNA N standard, **Tightness:** by diameter combination. Minor leakage (few drops per minute)

**Applications:** Connect M1 and M2 to the motor and P and T to the pressure.

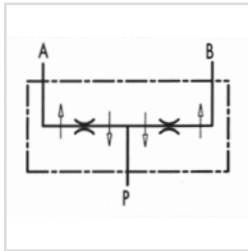
PART NO.	TYPE	BSP PORTS	MAX INLET FLOW	MAX ADJUSTED FLOW	MAX PRESSURE (BAR)	NETT. PRICE	
						£ STERLING	€ EUROS
V1122	RFP3 1/2" OMS	1/2"	50	30	350	£85.41	€ 115.30

## FLOW DIVIDERS



### 2 WAY FLOW DIVIDER

www.flowfitonline.com  
TECH. DATA SHEET  
**CV84**



### USE AND OPERATION

These valves allow the division of inlet flow into two equal parts (50/50) and they unify in the reverse direction, independently of ant pressure changes and flow. These valves are used when two equal actuators, that are not mechanically coupled, supplied by the same pump and controlled by a single distributor, must move simultaneously both at input and output.

**Body:** cast iron / steel. **Internal Parts:** Hardened and ground steel. **Seals:** BUNA N standard and Teflon. **Tightness:** By diameter combination. Cylinder stroke error tolerance of 2%. Any synchronisation differences are compensated by the terminal position of the stroke.

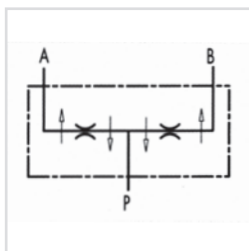
**Applications:** Connect P to the pressure flow and A and B to the actuators.

CODE	TYPE	BSP PORTS	MIN. FLOW * L/MIN	MAX. FLOW * L/MIN	WORKING PRESS. BAR	PEAK PRESS. BAR	NETT. PRICE	
							£ STERLING	€ EUROS
V1001	V-EQ 8	3/8"	1	3	250	300	£137.41	€ 185.51
V1000	V-EQ 10	3/8"	3	6	250	300	£127.45	€ 172.06
V1002	V-EQ 15	3/8"	6	10	250	300	£127.45	€ 172.06
V1003	V-EQ 20	3/8"	10	20	250	300	£127.45	€ 172.06
V1004	V-EQ 22	3/8"	20	32	250	300	£127.45	€ 172.06
V1005	V-EQ 25	1/2"	25	40	250	300	£129.14	€ 174.34
V1006	V-EQ 30	1/2"	40	60	250	300	£129.14	€ 174.34
V1007	V-EQ 50	1/2"	60	80	250	300	£137.41	€ 185.51

\* = Capacity values refers to input P

## STEEL FLOW DIVIDERS

www.flowfitonline.com  
TECH. DATA SHEET  
**CV85**



### USE AND OPERATION

These valves allow the division of inlet flow into two equal parts (50/50) and they unify in the reverse direction, irrespective of any pressure differences and flow. These valves are used when two equal actuators, that are not mechanically coupled, supplied by the same pump and controlled by a single distributor, must move simultaneously both at input and output.

**Body:** Zinc plated steel. **Internal Parts:** Hardened and ground steel. **Seals:** BUNA N standard and Teflon.

**Tightness:** By diameter combination. Minor leakage

**Applications:** Connect P to the pressure flow and A and B to the actuators.

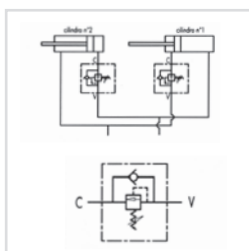
CODE	TYPE	BSP PORTS		MIN FLOW L/MIN	WORKING PRESSURE BAR	PEAK PRESSURE BAR	NETT. PRICE	
		P	A+B				£ STERLING	€ EUROS
V1022	DFL6-10	3/8"	3/8"	10	250	300	£97.41	€ 131.50
V1023	DFL10-20	3/8"	3/8"	20	250	300	£97.41	€ 131.50
V1025	DFL25-40	1/2"	3/8"	40	250	300	£97.41	€ 131.50

## SEQUENCE VALVES



### DIRECT ACTING SEQUENCE VALVES

www.flowfitonline.com  
TECH. DATA SHEET  
**CV86**



### USE AND OPERATION

Sequence valve is used to feed 2 cylinders in sequence: it provides flow to the secondary circuit when a primary circuit function has been completed reaching the pressure setting. Return flow is free. It's ideal for circuit with low pressure on the secondary actuator as the pressure adds to it.

**Body:** Zinc-plated steel **Internal parts:** Hardened and ground steel, **Seals:** Buna N standard, **Tightness:** Minor leakage.

**Applications:** For use with 2 actuators, follow the mounting instructions indicated in the scheme. For different uses, mount the valve keeping consideration that, when the valve reaches the setting pressure, the flow goes from V towards C, whilst flow is free from C to V.

### On Request:

Different setting range (see the table). Other settings available (CODE/T: please specify the desired setting)

CODE	TYPE	BSP PORTS	MAX FLOW L/MIN	MAX PRESSURE BAR	NETT. PRICE	
					£ STERLING	€ EUROS
V0640	VS2C 3/8"	3/8"	35	350	£33.33	€ 44.99
V0660	VS2C 1/2"	1/2"	70	350	£33.33	€ 44.99
V0665	VS2C 3/4"	3/4"	110	350	£78.35	€ 105.77
V0640/T	VS2C 3/8" PRESSURE PRESET	3/8"	35	350	£31.13	€ 42.03
V0660/T	VS2C 1/2" PRESSURE PRESET	1/2"	70	350	£37.30	€ 50.35
V0665/T	VS2C 3/4" PRESSURE PRESET	3/4"	110	350	£79.39	€ 107.18
V0640/V	VS2C 3/8" HANDKNOB	3/8"	35	350	£32.18	€ 43.45
V0660/V	VS2C 1/2" HANDKNOB	1/2"	70	350	£38.41	€ 51.85
V0665/V	VS2C 3/4" HANDKNOB	3/4"	110	350	£80.45	€ 108.61
V0640/P	VS2C 3/8" SEALING CAP	3/8"	35	350	£32.71	€ 44.16
V0660/P	VS2C 1/2" SEALING CAP	1/2"	70	350	£38.94	€ 52.58
V0665/P	VS2C 3/4" SEALING CAP	3/4"	110	350	£80.96	€ 109.29

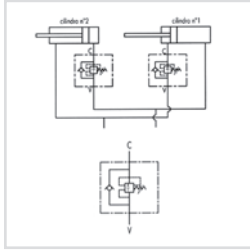
### SPRINGS

SETTING RANGE BAR	PRESSURE INCREASE( BAR/TURN) Q = 4 L/M	STANDARD SETTING BAR
10 - 50*	7	30
20 - 100	12	75
10 - 180 (Standard)	30	90
50 - 250	45	130
80 - 300	50	150

SETTING RANGE BAR	PRESSURE INCREASE( BAR/TURN) Q = 4 L/M	STANDARD SETTING BAR
20-200	40	160
50-400 (Standard)	80	180

## SEQUENCE VALVES



www.flowfitonline.com  
TECH. DATA SHEET  
**CV87**

### USE AND OPERATION

Sequence valve is used to feed 2 cylinders in sequence: it provides flow to the secondary circuit when a primary circuit function has been completed reaching the pressure setting. Return flow is free. Being insensitive to back pressures, it allows to use the circuit pressure to control both the actuators.

**Body:** Zinc-plated steel **Internal parts:** Hardened and ground steel, **Seals:** Buna N standard, **Tightness:** Minor leakage.

**Applications:** For use with 2 actuators, follow the mounting instructions indicated in the scheme. For different uses, mount the valve keeping consideration that, when the valve reaches the setting pressure, the flow goes from V towards C, whilst flow is free from C to V.

### On Request:

Different setting range (see the table). Other settings available (CODE/T: please specify the desired setting)

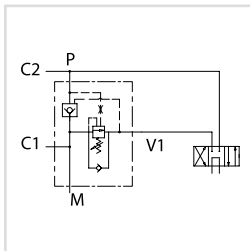
CODE	TYPE	BSP PORTS	MAX FLOW L/MIN	MAX PRESSURE BAR	NETT. PRICE	
					£ STERLING	€ EUROS
V0642	VSQAPP 3/8"	3/8"	35	250	£42.28	€ 57.08
V0662	VSQAPP 1/2"	1/2"	70	250	£49.25	€ 66.48
V0642/T	VSQAPP 3/8" PRESSURE PRESET	3/8"	35	250	£43.43	€ 58.63
V0662/T	VSQAPP 1/2" PRESSURE PRESET	1/2"	70	250	£50.43	€ 68.08
V0642/V	VSQAPP 3/8" HANDKNOB	3/8"	35	250	£44.51	€ 60.09
V0662/V	VSQAPP 1/2" HANDKNOB	1/2"	70	250	£51.51	€ 69.54
V0642/P	VSQAPP 3/8" SEALING CAP	3/8"	35	250	£45.06	€ 60.82
V0662/P	VSQAPP 1/2" SEALING CAP	1/2"	70	250	£52.02	€ 70.22

### SPRINGS

SETTING RANGE BAR	PRESSURE INCREASE (BAR/TURN) Q = 4 L/M	STANDARD SETTING BAR
10 - 50*	7	30
20 - 100	12	75
10 - 180 (Standard)	30	90
50 - 250	45	130
80 - 300	50	150

\* = For setting less than 70 Bar Q = 12 l/m

## REGENERATIVE VALVE



www.flowfitonline.com  
TECH. DATA SHEET  
**CV88**

### USE AND OPERATION:

This valve allows to recover the oil from the rod to port C1 and to send it to the bottom valve through the port P, adding it to the pump flow rate. When the pressure in the bottom valve of the cylinder achieves the setting value, oil from the rod is sent to the tank through port V1, restoring a non-regenerative system with maximum thrust. The exclusion pressure of the regenerative depends only on the pressure in the bottom valve of the cylinder.

**Body:** zinc-plated steel. **Internal parts:** hardened and ground steel. **Seals:** BUNA N standard. **Tightness:** minor leakage

**Applications:** Connect C1 to the cylinder stem, V1 to the pressure flow, P to the cylinder bottom valve and to the pressure flow at the same time, M to the manometer if there is.

CODE	TYPE	BSP PORTS	PILOT RATIO	MAX FLOW L/MIN	MAX PRESSURE BAR	NETT. PRICE	
						£ STERLING	€ EUROS
V1220	VRSP 1/2"	1/2"	1:4.5	60	60 - 350	£86.39	€ 116.63
V1230	VRSP 3/4"	3/4"	1:5.5	95	60 - 350	£110.93	€ 149.76



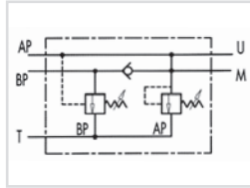



## TWO PUMP "HI-LOW" UNLOADING VALVES



### TWO PUMP "HI - LOW" UNLOADING VALVES

www.flowfitonline.com  
TECH. DATA SHEET  
**CV89**



**USE AND OPERATION**

This valve is used in a 2 parallel-working pumps circuit in order to release the excess of the higher flow pump to the tank when this gets the required pressure setting. Since this moment and on, the actuator works with the lower flow pump at higher pressure, consuming less energy.

**Body:** Zinc-plated steel **Internal parts:** Hardened and ground steel, **Seals:** Buna N standard, **Tightness:** Minor leakage.

**Applications:** Connect BP to the higher flow pump, AP to the lower flow pump, T to the tank, M to the eventual manometer and U as for necessity.

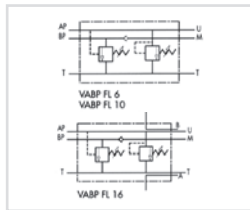
CODE	TYPE	BSP PORTS	MAX FLOW L/MIN			MAX PRESSURE BAR	NETT. PRICE	
			AP	BP	T		£ STERLING	€ EUROS
V0512	VABP 3/8"	3/8"	15	30	40	350	£108.16	€ 146.02
V0513	VABP 1/2"	1/2"	25	45	65	350	£149.25	€ 201.48
V0514	VABP 3/4"	3/4"	30	80	100	350	£154.20	€ 208.17

**STANDARD SPRINGS**

VALVE	BP (BAR)	AP (BAR)
VABP 3/8"	20-120	50-350
VABP 1/2"	20-120	50-350
VABP 3/4"	20-100	50-330

## TWO PUMP "HI-LOW" UNLOADING VALVES FLANGEABLE (BASE NG6-NG10 AND NG16)

www.flowfitonline.com  
TECH. DATA SHEET  
**CV90**



**USE AND OPERATION**

This valve is used in a 2 parallel-working pumps circuit in order to release the excess of the higher flow pumps to the tank when this gets the required pressure setting. Since this moment and on, the actuator works with the lower flow pumps at higher pressure, consuming less energy. It is ideal for direct flange-mounting on solenoid valves.

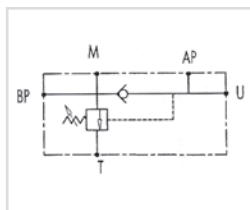
**Body:** Zinc-plated steel **Internal parts:** Hardened and ground steel, **Seals:** Buna N standard, **Tightness:** Minor leakage.

**Applications:** Fix the valve to the pressure flow by connecting BP to the higher flow pumps, AP to the lower flow pumps, T to the tank and M to the eventual manometer. Flange the solenoid valve to the VABP and connect A and B to the actuator.

CODE	TYPE	BSP PORTS	MAX FLOW L/MIN			MAX PRESSURE BAR	NETT. PRICE	
			AP	BP	T		£ STERLING	€ EUROS
V0518	VABP FL 6 NG6	15	30	40	350	£161.93	€ 218.61	
V0515	VABP FL 10 NG10	20	45	60	350	£179.09	€ 241.77	
V0516	VABP FL 16 NG16	35	80	100	350	£348.23	€ 470.11	

## TWO PUMP "HI-LOW" UNLOADING VALVES FLANGEABLE ON LOW-PRESSURE PUMP

www.flowfitonline.com  
TECH. DATA SHEET  
**CV91**



**USE AND OPERATION**

This valve is used in a 2 parallel-working pumps circuit in order to release the excess of the higher flow pump to tank when this gets the required pressure setting. Since this moment and on the actuator works with the lower flow pumps at higher pressure, consuming less energy. This valve is designed for direct flanging on lower flow pump. To adjust the high pressure, you have to mount an inline relief valve.

**Body:** Zinc-plated steel **Internal parts:** Hardened and ground steel, **Seals:** Buna N standard, **Tightness:** Minor leakage.

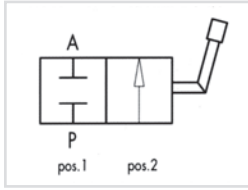
**Applications:** Connect BP to the higher flow pump, AP to the lower flow pump, T to the tank, M to the eventual manometer and U as for necessity.

CODE	TYPE	BSP PORTS	MAX FLOW L/MIN			MAX PRESSURE		WEIGHT	NETT. PRICE		
			AP	BP	T	AP	BP		£ STERLING	€ EUROS	
V0517	VEP FLP 1/2"	1/2"	15	45	55	350	80	350	2.5	£67.24	€ 90.78

## HIGH PRESSURE BALL VALVES



### 2 WAY BALL VALVES



#### USE AND OPERATION

These valves are used to open or close oil flow in a circuit even with maximum pressure.

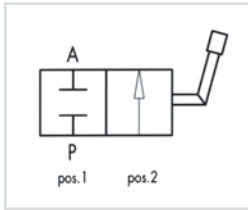
**Body:** Zinc-plated steel **Internal parts:** Hardened and ground steel, **Seals:** Buna N standard and POM seals, **Tightness:** No leakage.

**Applications:** Connect either A or P to the ports where flow has to be blocked. Flow is blocked with lever at 90 deg (position 1) and free with lever in line (position 2). On Request: Fixing holes (CODE / FF).

www.flowfitonline.com  
TECH. DATA SHEET  
**CV92**

CODE	TYPE	BSP PORTS	MAX FLOW L/MIN	MAX PRESSURE BAR	NETT. PRICE	
					£ STERLING	€ EUROS
<b>DIN/ISO 228 BSP FEMALE CONNECTION</b>						
V0830	RS 2 VIE 1/4"	1/4"	25	500	£8.79	€ 11.86
V0840	RS 2 VIE 3/8"	3/8"	35	500	£10.14	€ 13.69
V0850	RS 2 VIE 1/2"	1/2"	60	500	£11.12	€ 15.01
V0860	RS 2 VIE 3/4"	3/4"	100	400	£28.39	€ 38.33
V0870	RS 2 VIE 1"	1"	180	350	£35.65	€ 48.12
V0871	RS 2 VIE 1 1/4"	1 1/4"	180	350	£35.62	€ 48.08
V0874	RS 2 VIE 1 1/2"	1 1/2"	180	350	£38.44	€ 51.89

### 2 WAY BALL VALVES WITH FIXING HOLES



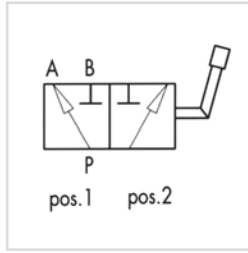
www.flowfitonline.com  
TECH. DATA SHEET  
**CV92**

CODE	TYPE	BSP PORTS	MAX FLOW L/MIN	MAX PRESSURE BAR	NETT. PRICE	
					£ STERLING	€ EUROS
V0830/FF	RS 2 VIE 1/4" FF	1/4"	25	500	£14.21	€ 19.18
V0840/FF	RS 2 VIE 3/8" FF	3/8"	35	500	£15.29	€ 20.64
V0850/FF	RS 2 VIE 1/2" FF	1/2"	60	500	£16.71	€ 22.55
V0860/FF	RS 2 VIE 3/4" FF	3/4"	100	400	£33.92	€ 45.79
V0870/FF	RS 2 VIE 1" FF	1"	180	350	£37.17	€ 50.18
V0871/FF	RS 2 VIE 1 1/4" FF	1 1/4"	180	350	£48.44	€ 65.39
V0874/FF	RS 2 VIE 1 1/2" FF	1 1/2"	180	350	£52.64	€ 71.06

CODE	TYPE	PORTS METRIC	MAX FLOW L/MIN	MAX PRESSURE BAR	NETT. PRICE	
					£ STERLING	€ EUROS
<b>DIN 2353 LIGHT SERIES CONNECTION</b>						
RS2-6L	RS 2 VIE M12X1.5	M12X1.5	25	500	£5.27	€ 7.12
RS2-8L	RS 2 VIE M14X1.5	M14X1.5	25	500	£5.27	€ 7.12
RS2-10L	RS 2 VIE M16X1.5	M16X1.5	25	500	£5.27	€ 7.12
RS2-12L	RS 2 VIE M18X1.5	M18X1.5	35	500	£12.39	€ 16.73
RS2-15L	RS 2 VIE M22X1.5	M22X1.5	35	500	£13.86	€ 18.71
RS2-18L	RS 2 VIE M26X1.5	M26X1.5	60	500	£13.86	€ 18.71
RS2-22L	RS 2 VIE M30X2	M30X2	60	500	£28.39	€ 38.33
RS2-28L	RS 2 VIE M36X2	M36X2	100	350	£37.57	€ 50.72
RS2-35L	RS 2 VIE M45X2	M45X2	180	350	£83.42	€ 112.62
RS2-42L	RS 2 VIE M52X2	M52X2	180	350	£83.42	€ 112.62

www.flowfitonline.com  
TECH. DATA SHEET  
**CV93**

### 3 WAY BALL VALVES



**USE AND OPERATION**

These valves are used to divert the inlet flow towards 2 alternate ports ("L" configuration)

**Body:** Zinc-plated steel **Internal parts:** Hardened and ground steel, **Seals:** Buna N standard and POM seals, **Tightness:** No leakage.

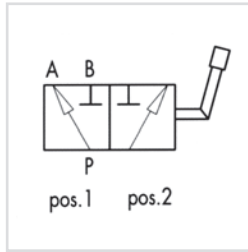
**Applications:** Connect P to the pressure flow, A and B to the circuit ports where the flow has to be diverted to. With the lever at 90 deg. Flow is connected to port A (position 1), with lever in line flow is connected to port B (position 2).

**On Request:**  
Fixing holes (CODE / FF).

CODE	TYPE	BSP PORTS	MAX FLOW L/MIN	MAX PRESSURE BAR	NETT. PRICE	
					£ STERLING	€ EUROS
<b>DIN/ISO 228 BSP FEMALE CONNECTION</b>						
V0832	RS 3 VIE 1/4"	1/4"	25	500	£21.57	€ 29.12
V0842	RS 3 VIE 3/8"	3/8"	35	500	£21.57	€ 29.12
V0852	RS 3 VIE 1/2"	1/2"	60	500	£24.59	€ 33.20
V0862	RS 3 VIE 3/4"	3/4"	100	400	£40.01	€ 54.01
V0872	RS 3 VIE 1"	1"	180	350	£48.79	€ 65.87
V0873	RS 3 VIE 1 1/4"	1 1/4"	180	350	£63.49	€ 85.72
V0875	RS 3 VIE 1 1/2"	1 1/2"	180	350	£78.56	€ 106.06

### 3 WAY BALL VALVES WITH FIXING HOLES

www.flowfitonline.com  
TECH. DATA SHEET  
**CV93**



CODE	TYPE	BSP PORTS	MAX FLOW L/MIN	MAX PRESSURE BAR	NETT. PRICE	
					£ STERLING	€ EUROS
V0832/FF	RS 3 VIE 1/4" FF	1/4"	25	500	£29.52	€ 39.85
V0842/FF	RS 3 VIE 3/8" FF	3/8"	35	500	£30.17	€ 40.72
V0852/FF	RS 3 VIE 1/2" FF	1/2"	60	500	£31.21	€ 42.13
V0862/FF	RS 3 VIE 3/4" FF	3/4"	100	400	£50.06	€ 67.59
V0872/FF	RS 3 VIE 1" FF	1"	180	350	£52.02	€ 70.22
V0873/FF	RS 3 VIE 1 1/4" FF	1 1/4"	180	350	£66.36	€ 89.59
V0875/FF	RS 3 VIE 1 1/2" FF	1 1/2"	180	350	£81.15	€ 109.56

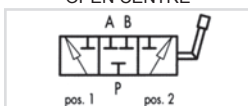
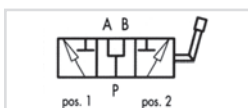
CODE	TYPE	METRIC PORTS	MAX FLOW L/MIN	MAX PRESSURE BAR	NETT. PRICE	
					£ STERLING	€ EUROS
<b>DIN 2353 LIGHT SERIES CONNECTION</b>						
RS3-6L	RS 3 VIE M12X1.5	M12X1.5	25	500	£31.93	€ 43.11
RS3-8L	RS 3 VIE M14X1.5	M14X1.5	25	500	£31.93	€ 43.11
RS3-10L	RS 3 VIE M16X1.5	M16X1.5	25	500	£31.93	€ 43.11
RS3-12L	RS 3 VIE M18X1.5	M18X1.5	35	500	£33.54	€ 45.27
RS3-15L	RS 3 VIE M22X1.5	M22X1.5	60	500	£35.93	€ 48.51
RS3-18L	RS 3 VIE M26X1.5	M26X1.5	60	500	£35.93	€ 48.51
RS3-22L	RS 3 VIE M30X2	M30X2	60	500	£60.01	€ 81.01
RS3-28L	RS 3 VIE M36X2	M36X2	100	350	£67.34	€ 90.90
RS3-35L	RS 3 VIE M45X2	M45X2	180	350	£74.15	€ 100.10
RS3-42L	RS 3 VIE M52X2	M52X2	180	350	£296.05	€ 399.66

## DIVERTER VALVES



www.flowfitonline.com  
TECH. DATA SHEET  
**CV94**

### 3 WAY DIVERTER VALVES



#### USE AND OPERATION

3 way diverter valves are used to divert the flow towards 2 different outlets.

**Body:** Cast iron **Colour:** Black **Internal parts:** Hardened and ground steel, **External Parts:** White Zinc plated **Seals:** Buna N standard, **Tightness:** Minor leakage.

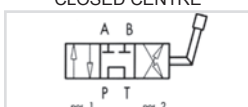
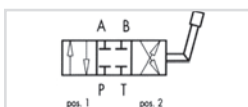
**Applications:** Connect P to the pressure flow, A and B to the circuit ports where the flow has to be diverted to. With the lever in position 1, the flow is connected towards port A; with the lever in position 2, the flow is connected towards port B. With the lever in the central position, ports P, A and B are all connected (open centre).

#### On Request:

Closed centre (CODE/CC). High pressure - up to 400 Bar (CODE/AP).

CODE	TYPE	BSP PORTS	MAX FLOW L/MIN	MAX PRESSURE BAR	NETT. PRICE	
					£ STERLING	€ EUROS
<b>3 WAY OPEN CENTRE</b>						
7000.0104	1/4" 3 WAY DIVERTER VALVE OPEN CENTRE	1/4"	60	350	£18.20	€ 24.57
7000.0100	3/8" 3 WAY DIVERTER VALVE OPEN CENTRE	3/8"	60	350	£18.20	€ 24.57
7000.0101	1/2" 3 WAY DIVERTER VALVE OPEN CENTRE	1/2"	90	350	£20.95	€ 28.28
7000.0102	3/4" 3 WAY DIVERTER VALVE OPEN CENTRE	3/4"	120	350	£26.46	€ 35.72
7000.0103	1" 3 WAY DIVERTER VALVE OPEN CENTRE	1"	200	300	£37.49	€ 50.60
<b>3 WAY CLOSED CENTRE</b>						
7000.0111	1/4" 3 WAY DIVERTER VALVE CLOSED CENTRE	1/4"	60	350	£18.20	€ 24.57
7000.0107	3/8" 3 WAY DIVERTER VALVE CLOSED CENTRE	3/8"	60	350	£18.20	€ 24.57
7000.0108	1/2" 3 WAY DIVERTER VALVE CLOSED CENTRE	1/2"	90	350	£20.95	€ 28.28
7000.0109	3/4" 3 WAY DIVERTER VALVE CLOSED CENTRE	3/4"	120	350	£26.46	€ 35.72
7000.0110	1" 3 WAY DIVERTER VALVE CLOSED CENTRE	1"	200	300	£37.49	€ 50.60

### 4 WAY DIVERTER VALVES



#### USE AND OPERATION

This valve is used to reverse oil flow from 2 ways in towards two ways out. It could be used to control a double acting actuator or to reverse the rotation of an hydraulic motor.

**Body:** Cast iron **Colour:** Black **Internal parts:** Hardened and ground steel, **External Parts:** White Zinc plated **Seals:** Buna N standard, **Tightness:** Low leakage.

**Applications:** Connect P to the pressure flow, T to the tank and ports A and B to the actuators or motor. With lever in position 1, P is connected to A and at the same time B drains into the tank T; with lever in position 2, P is connected to B and at the same time A drains into tank T. With lever in the central position all ports are closed (closed centre).

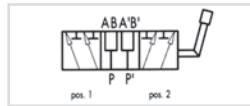
#### On Request:

Open centre (CODE/CC). High pressure - up to 400 Bar (CODE/AP).

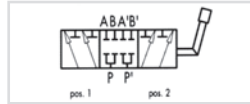
CODE	TYPE	BSP PORTS	MAX FLOW L/MIN	MAX PRESSURE BAR	NETT. PRICE	
					£ STERLING	€ EUROS
<b>4 WAY OPEN CENTRE</b>						
7001.0104	1/4" 4 WAY DIVERTER VALVE OPEN CENTRE	1/4"	60	350	£26.46	€ 35.72
7001.0100	3/8" 4 WAY DIVERTER VALVE OPEN CENTRE	3/8"	60	350	£26.46	€ 35.72
7001.0101	1/2" 4 WAY DIVERTER VALVE OPEN CENTRE	1/2"	90	350	£28.67	€ 38.70
7001.0102	3/4" 4 WAY DIVERTER VALVE OPEN CENTRE	3/4"	120	350	£39.69	€ 53.58
7001.0103	1" 4 WAY DIVERTER VALVE OPEN CENTRE	1"	200	300	£41.90	€ 56.56
<b>4 WAY CLOSED CENTRE</b>						
7001.0111	1/4" 4 WAY DIVERTER VALVE CLOSED CENTRE	1/4"	60	350	£26.46	€ 35.72
7001.0107	3/8" 4 WAY DIVERTER VALVE CLOSED CENTRE	3/8"	60	350	£26.46	€ 35.72
7001.0108	1/2" 4 WAY DIVERTER VALVE CLOSED CENTRE	1/2"	90	350	£28.67	€ 38.70
7001.0109	3/4" 4 WAY DIVERTER VALVE CLOSED CENTRE	3/4"	120	350	£39.69	€ 53.58
7001.0110	1" 4 WAY DIVERTER VALVE CLOSED CENTRE	1"	200	300	£41.90	€ 56.56

www.flowfitonline.com  
TECH. DATA SHEET  
**CV96**

## 6 WAY DIVERTER VALVES



OPEN CENTRE



CLOSED CENTRE

### USE AND OPERATION

This valve is made up of two 3-way diverters coupled: each of the 2 parts are used to divert the inlet flow towards two ports. The single lever controls both the parts at the same time. It's ideal to control 2 actuators.

**Body:** Cast iron **Colour:** Black **Internal parts:** Hardened and ground steel, **External Parts:** White Zinc plated **Seals:** Buna N standard, **Tightness:** Minor leakage.

**Applications:** Connect P and P' to the 2 pressure flows, Ports A and B to the first actuator and ports A' and B' to the second actuator. With lever in position 1, P is connected to A and P' to A'; with lever in position 2, P is connected to B and P' to B'. With lever in central position all ports are connected to each other (open centre)

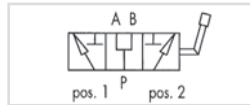
### On Request:

Closed centre (CODE/CC). High pressure - up to 400 Bar (CODE/AP).

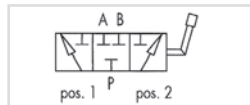
CODE	TYPE	BSP PORTS	MAX FLOW L/MIN	MAX PRESSURE BAR	NETT. PRICE
<b>6 WAY OPEN CENTRE</b>					
7003.0104	1/4" 6 WAY DIVERTER VALVE OPEN CENTRE	1/4"	60+60	350	£37.49 € 50.60
7003.0100	3/8" 6 WAY DIVERTER VALVE OPEN CENTRE	3/8"	60+60	350	£37.49 € 50.60
7003.0101	1/2" 6 WAY DIVERTER VALVE OPEN CENTRE	1/2"	90+90	350	£44.10 € 59.54
7003.0102	3/4" 6 WAY DIVERTER VALVE OPEN CENTRE	3/4"	120+120	350	£54.02 € 72.93
7003.0103	1" 6 WAY DIVERTER VALVE OPEN CENTRE	1"	200+200	300	£76.07 € 102.70
<b>6 WAY CLOSED CENTRE</b>					
7003.0111	1/4" 6 WAY DIVERTER VALVE CLOSED CENTRE	1/4"	60+60	350	£37.49 € 50.60
7003.0107	3/8" 6 WAY DIVERTER VALVE CLOSED CENTRE	3/8"	60+60	350	£37.49 € 50.60
7003.0108	1/2" 6 WAY DIVERTER VALVE CLOSED CENTRE	1/2"	90+90	350	£44.10 € 59.54
7003.0109	3/4" 6 WAY DIVERTER VALVE CLOSED CENTRE	3/4"	120+120	350	£54.02 € 72.93
7003.0110	1" 6 WAY DIVERTER VALVE CLOSED CENTRE	1"	200+200	300	£76.07 € 102.70

www.flowfitonline.com  
TECH. DATA SHEET  
**CV97**

## HIGH PRESSURE 3-WAY DIVERTER VALVES, STEEL BODY



OPEN CENTRE



CLOSED CENTRE

### USE AND OPERATION

Diverter flow is used to divert the flow towards 2 different outlets.

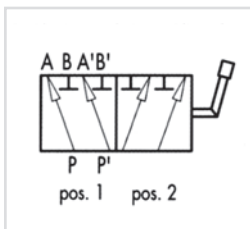
**Body:** Steel **Internal parts:** Hardened and ground steel, **Seals:** Buna N standard, **Tightness:** Minor leakage.

**Applications:** Connect P to the pressure flow, A and P to the ports of the hydraulic circuit where flow has to be diverted. With lever in position 1 the flow is connected towards port A; with lever in position 2, the flow is connected towards port B. With lever in central position ports P, A and B are all connected (open centre).

CODE	TYPE	BSP PORTS	MAX FLOW L/MIN	MAX PRESSURE BAR	WEIGHT KG	NETT. PRICE
<b>DF 3 VIE</b>						
VO879/AP	DF 3 VIE 1/4" AP ACC.	1/4"	20	500	0.65	£31.48 € 42.50
VO881/AP	DF 3 VIE 3/8" AP ACC.	3/8"	35	500	0.72	£31.48 € 42.50
VO891/AP	DF 3 VIE 1/2" AP ACC.	1/2"	60	500	0.92	£37.92 € 51.19
VO901/AP	DF 3 VIE 3/4" AP ACC.	3/4"	100	500	1.57	£41.49 € 56.01
VO911/AP	DF 3 VIE 1" AP ACC.	1"	180	500	2.17	£63.67 € 85.96

## 6 WAY DIVERTER VALVES, STEEL BODY

www.flowfitonline.com  
TECH. DATA SHEET  
**CV98**



### USE AND OPERATION

This valve is used to divert the flow from 2 ways in towards 4 ports (two at a time alternatively). It's ideal to control 2 actuators.

**Body:** Zinc-plated steel **Internal parts:** Hardened and ground steel, **Seals:** Buna N standard, **Tightness:** Minor leakage.

**Applications:** Connect P and P' to the 2 pressure flows, ports A and B to the first actuator and ports A' and B' to the second actuator. With lever in position 1, P is connected to A and P' to A'; with lever in position 2, P is connected to B and P' to B'. Use with lever in central position is NOT recommended.

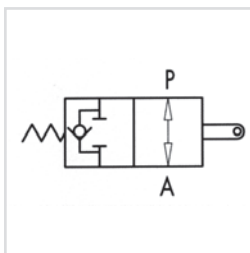
CODE	TYPE	PORTS BSP	MAX FLOW L/MIN	MAX PRESSURE BAR	NETT. PRICE	
					£ STERLING	€ EUROS
V0930	DF 6 VIE 3/8" ACCIAIO	3/8"	40	300	£60.14	€ 81.19
V0932	DF 6 VIE 1/2" ACCIAIO	1/2"	60	300	£70.80	€ 95.58

## END STROKE VALVES



### END STROKE VALVES, NORMALLY OPEN

www.flowfitonline.com  
TECH. DATA SHEET  
**CV99**



### USE AND OPERATION

This valve is used to stop oil inlet in a hydraulic circuit or to stop actuator's stroke (normally opened valve). The valve closing, obtained by pulling or pushing the slider, allows an immediate and total stop of the oil flow.

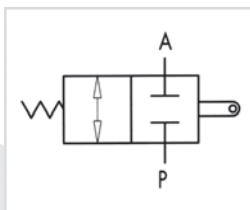
**Body:** Cast iron **Internal parts:** Hardened and ground steel, **Seals:** Buna N standard and POM seals, **Tightness:** Minor leakage.

**Applications:** Connect P to the distributor and A to the circuit or to the actuator. When the slider is operating, flow is blocked from P towards A, whilst the check valve enables free flow oil flow in the reverse direction (from A towards P).

CODE	TYPE	PORT SIZE BSP	MAX FLOW L/MIN	MAX PRESSURE BAR	NETT. PRICE	
					£ STERLING	€ EUROS
V0824	V-FCR 1T 60	3/8"	60	350	£54.29	€ 73.28
V0826	V-FCR 1T 80	1/2"	80	350	£56.10	€ 75.74
V0825	V-FCR 1T 120	3/4"	120	350	£117.50	€ 158.62

### END STROKE VALVES, NORMALLY CLOSED

www.flowfitonline.com  
TECH. DATA SHEET  
**CV100**



### USE AND OPERATION

This valve is used to enable oil inlet in a hydraulic circuit (normally closed valve). The valve opens by pulling or pushing the slider.

**Body:** Cast iron **Internal parts:** Hardened and ground steel, **Seals:** Buna N standard and POM seals, **Tightness:** Minor

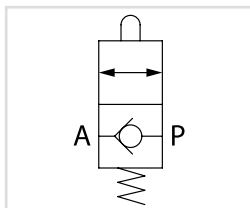

**Applications:** Connect independently A and P to the distributor and to the circuit. When slider is operating, flow is free in both directions, vice versa it is blocked.

CODE	TYPE	PORT SIZE BSP	MAX FLOW L/MIN	MAX PRESSURE BAR	NETT. PRICE	
					£ STERLING	€ EUROS
V0820	V-FCR 2T 60	3/8"	60	350	£51.53	€ 69.57
V0822	V-FCR 2T 80	1/2"	80	350	£52.65	€ 71.07
V0823	V-FCR 2T 120	3/4"	120	350	£110.85	€ 149.65



## MECHANICAL DRIVE END STROKE VALVE, NORMALLY CLOSED

www.flowfitonline.com  
TECH. DATA SHEET  
**CV101**



### USE AND OPERATION:

This valve allows oil passage in a hydraulic circuit (normally closed valve). Once the slider is set into action, oil flow is free from P to A. It can be used:  
a. to set the sequence of 2 actuators;  
b. as an end strokes valve, where flow is directly connected to the tank.

Body: zinc-plated steel. Internal parts: hardened and ground steel.  
Seals: BUNA N standard. Ball type: any leakage

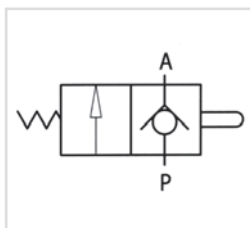
Applications: Connect A directly to the tank and P as for necessity.

Mounting scheme can vary according to the use.

CODE	TYPE	BSP PORTS	MAX FLOW L/MIN	MAX PRESSURE BAR	NETT. PRICE	
					£ STERLING	€ EUROS
V0815	V-FCC 1/2" NC	1/2"	80	350	£112.90	€ 152.41

## PUSHBUTTON END STROKE VALVES, NORMALLY CLOSED

www.flowfitonline.com  
TECH. DATA SHEET  
**CV102**



### USE AND OPERATION

This valve allows oil passage in a hydraulic circuit (normally closed valve). Once the slider is set into action, oil flow is free from P to A. It can be used: (a) to set the sequence of 2 actuators (b) as end

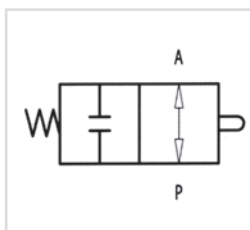
Body: Zinc-plated steel Internal parts: Hardened and ground steel, Seals: Buna N standard, Tightness: No leakage.

Applications: Connect A directly to the tank line P as for necessity. Mounting scheme can vary according to the use.

CODE	TYPE	BSP PORTS	MAX FLOW L/MIN	MAX PRESSURE BAR	NETT. PRICE	
					£ STERLING	€ EUROS
V0827	V - 101 3/8" NC	3/8"	40	350	£49.79	€ 67.22
V0828	V - 101 1/2" NC	1/2"	60	350	£55.55	€ 74.99
V0829	V - 101 3/4" NC	3/4"	100	350	£74.62	€ 100.74

## PUSHBUTTON END STROKE VALVES, NORMALLY OPENED

www.flowfitonline.com  
TECH. DATA SHEET  
**CV103**



### USE AND OPERATION

This valve is used to block oil passage in a hydraulic circuit (normally opened valve). The valve is closed by pushing mechanically the slider.

Body: Zinc-plated steel Internal parts: Hardened and ground steel, Seals: Buna N standard, Tightness: No leakage.

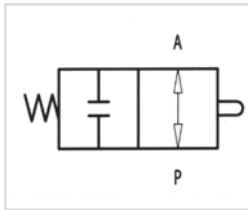

Applications: Connect independently A or P to the distributor and to the circuit. When button is operating, flow is blocked in both directions, vice versa it is free.

CODE	TYPE	BSP PORTS	MAX FLOW L/MIN	MAX PRESSURE BAR	NETT. PRICE	
					£ STERLING	€ EUROS
V0817	V - 101 3/8" NA	3/8"	35	350	£57.87	€ 78.12
V0818	V - 101 1/2" NA	1/2"	50	350	£59.77	€ 80.68

FOR SALES  
& ADVICE  
CALL US  
01584  
876033

## MANUAL EMERGENCY VALVE

www.flowfitonline.com  
TECH. DATA SHEET  
**CV104**



### USE AND OPERATION:

This pushbutton valve allows oil passage in a hydraulic circuit by means of a licker. Once the manual button is set into action oil flows from P towards T or the other way round.

**Body:** zinc-plated steel. **Internal parts:** hardened and ground steel. **Seals:** BUNA N standard. **Tightness:** minor leakage

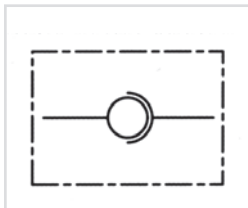
**Applications:** Connect the ports P and T to either distributor and circuit. When the button is pressed the flow is free, otherwise the flow is blocked in both directions.

CODE	TYPE	BSP PORTS	MAX FLOW L/MIN	MAX PRESSURE BAR	NETT. PRICE	
					£ STERLING	€ EUROS
V1320	VEM 1/2"	1/2"	50	350	£71.66	€ 96.74

## ROTATING COUPLINGS

### IN LINE ROTATING COUPLING

www.flowfitonline.com  
TECH. DATA SHEET  
**CV105**



### USE AND OPERATION

These valves are mounted between the end of a flexible hose and a fixed component to compensate hose's rotations and torsions and prevent its damaging. They are not suitable for fast and continuous rotations. They are used in every production field where systems have flexible moving hoses. In line mounting.

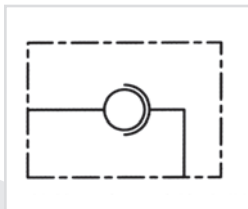
**Body:** Zinc-plated steel. **Tightness:** Low friction seals.

**Applications:** Connect port P to the uses.

CODE	TYPE	BSP PORTS	MAX FLOW L/MIN	MAX PRESSURE (BAR) WHEN ROTATING	MAX PRESSURE BAR	MAX ROTATION SPEED	NETT. PRICE	
							£ STERLING	€ EUROS
G1050	GGL 1/4"	1/4"	25	200	400	212	£8.27	€ 11.17
G1060	GGL 3/8"	3/8"	35	200	400	173	£8.79	€ 11.86
G1070	GGL 1/2"	1/2"	60	150	300	160	£10.28	€ 13.88
G1080	GGL 3/4"	3/4"	100	150	300	120	£15.28	€ 20.62
G1090	GGL 1"	1"	180	100	300	100	£20.97	€ 28.31
G1091	GGL 1 1/4"	1 1/4"	200	100	300	86	£37.80	€ 51.03
G1092	GGL 1 1/2"	1 1/2"	250	80	300	73	£56.73	€ 76.59
G1093	GGL 2"	2"	300	50	250	50	£78.76	€ 106.33

### 90 DEGREE ROTATING COUPLING

www.flowfitonline.com  
TECH. DATA SHEET  
**CV106**



### USE AND OPERATION

These valves are mounted between the end of a flexible hose and a fixed component to compensate hose's rotations and torsions and prevent its damaging. They are not suitable for fast and continuous rotations. They are used in every production field where systems have flexible moving hoses. 90 deg. mounting.

**Body:** Zinc-plated steel. **Tightness:** Low friction seals.

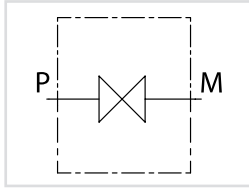
**Applications:** Connect port P to the uses.

CODE	TYPE	BSP PORTS	MAX FLOW L/MIN	MAX PRESSURE (BAR) WHEN ROTATING	MAX PRESSURE BAR	MAX ROTATION SPEED	NETT. PRICE	
							£ STERLING	€ EUROS
G0990	GG 90DEG 1/4"	1/4"	25	200	400	212	£8.84	€ 11.94
G1010	GG 90DEG 3/8"	3/8"	35	200	400	173	£9.78	€ 13.20
G1020	GG 90DEG 1/2"	1/2"	60	150	300	160	£11.56	€ 15.61
G1030	GG 90DEG 3/4"	3/4"	100	150	300	120	£17.86	€ 24.11
G1040	GG 90DEG 1"	1"	180	100	300	100	£23.19	€ 31.31
G1042	GG 90DEG 1 1/4"	1 1/4"	200	100	300	86	£59.48	€ 80.30
G1043	GG 90DEG 1 1/2"	1 1/2"	250	80	300	73	£77.91	€ 105.18
G1044	GG 90DEG 2"	2"	300	50	250	50	£108.02	€ 145.83

## GAUGE ISOLATOR VALVES



### GAUGE ISOLATOR IN LINE



**USE AND OPERATION:**

These valves are used to open or close the oil flow to the gauge in an hydraulic system.

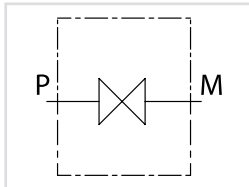
**Body:** nickel steel. **Seals:** NBR

**Applications** Screw the gauge isolator to the hydraulic system to the male port P and fix the gauge to female port M. In order to open or close the flow turn the knob.

www.flowfitonline.com  
TECH. DATA SHEET  
**CV107**

CODE	TYPE	BSP PORTS	WORKING PRESSURE BAR	NETT. PRICE	
				£ STERLING	€ EUROS
EM001L	EML 1/4" BSP MF	1/4"	400	£9.64	€ 13.01

### GAUGE ISOLATOR 90°



**USE AND OPERATION:**

These valves are used to open or close the oil flow to the gauge in an hydraulic system.

**Body:** nickel steel. **Seals:** NBR

**Applications** Screw the gauge isolator to the hydraulic system to the male port P and fix the gauge to female port M. In order to open or close the flow turn the knob.

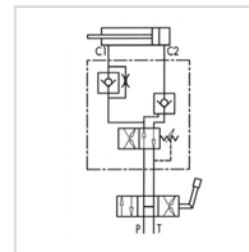
www.flowfitonline.com  
TECH. DATA SHEET  
**CV108**

CODE	TYPE	BSP PORTS	WORKING PRESSURE BAR	NETT. PRICE	
				£ STERLING	€ EUROS
EM001N	EM90° 1/4" BSP MF	1/4"	400	£9.64	€ 13.01

## PLOUGH OVERTURNING VALVES



### SINGLE ACTING PLOUGH OVERTURNING VALVES



**USE AND OPERATION**

This valve has been realised for use on cylinders for reversible plough to obtain the automatic backflow and therefore the reversal of the motion of the hydraulic cylinder that makes the plough rotate. It is provided with a single pilot check valve which guarantees safety just on the block side, whilst the stem side it must be leaned on the plough mechanical locks. Assembly on balanced and light plough with internal diameters 40/50mm and 60/80mm is recommended.

**Body:** Zinc-plated steel **Internal parts:** Hardened and ground steel.

**Seals:** Buna N standard, **Tightness:** No leakage. These valves are supplied with exchange pressure at 140 Bar: according to your requirements, pressure setting can be modified by acting on the pressure regulator.

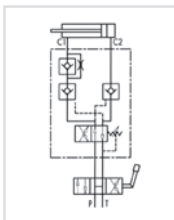

**Applications:** Connect C1 to the cylinder's stem, C2 to the block, P and T to the machine inlet. Due to its shape, it can be in-line assembled on a hydraulic cylinder or directly fixed on the plough by means of the threaded hole on the body.

www.flowfitonline.com  
TECH. DATA SHEET  
**CV109**

CODE	TYPE	BSP PORTS	MAX FLOW L/MIN	MAX PRESSURE BAR	NETT. PRICE	
					£ STERLING	€ EUROS
V0278	VRA 40/50 SE	3/8"	200	400	£95.91	€ 129.47
V0280	VRA 60/80 SE	3/8"	200	400	£95.91	€ 129.47

## DOUBLE ACTING PLOUGH OVERTURNING VALVES

www.flowfitonline.com  
TECH. DATA SHEET  
**CV110**



### USE AND OPERATION

This valve has been realised for use on cylinders for reversible plough to obtain the automatic backflow and therefore the motion reversal of the hydraulic cylinder that makes the plough rotate. It is provided with a double pilot check valve which guarantees safety and enables to put and block the cylinder in any position. The motion reversal of the piston is made through a differential type relief valve exactly in the dead point of the plough, generating more power and speed. It can be assembled on heavy and unbalanced plough with the following internal diameters: 40/50, 60/80, 80.100, 100/110, 110/130 mm.

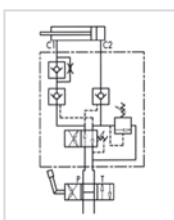
**Body:** Zinc-plated steel **Internal parts:** Hardened and ground steel, **Seals:** Buna N standard, **Tightness:** No leakage. These valves are supplied with exchange pressure at 140 Bar: according to your requirements, pressure setting can be modified by acting on the pressure regulator.

**Applications:** Connect C1 to the cylinder's stem, C2 to the block, P and T to the machine inlet. Due to its shape, it can be in-line assembled on a hydraulic cylinder or directly fixed on the plough by means of the threaded hole on the body.

CODE	TYPE	BSP PORTS	MAX FLOW L/MIN	MAX PRESSURE BAR	NETT. PRICE	
					£ STERLING	€ EUROS
V0282	VRAP 40/50 SE	3/8"	250	400	£110.29	€ 148.89
V0290	VRAP 60/80 SE	3/8"	250	400	£110.29	€ 148.89
V0300	VRAP 80/100 SE	3/8"	250	400	£110.29	€ 148.89
V0302	VRAP 100/110 SE	3/8"	250	400	£110.29	€ 148.89
V0320	VRAP 110/130 SE	3/8"	250	400	£112.41	€ 151.76

## DOUBLE ACTING PLOUGH OVERTURNING VALVES WITH RELIEF VALVE

www.flowfitonline.com  
TECH. DATA SHEET  
**CV111**



### USE AND OPERATION

This valve has been realised for use on cylinders for reversible plough to obtain the automatic backflow and therefore the motion reversal of the hydraulic cylinder that makes the plough rotate. It is provided with a double pilot check valve and with a relief valve that enables to reduce the thrust (block side) in order not to damage the mechanical locks and the plough's head. The motion reversal of the piston is made through a differential type relief valve exactly in the dead point of the plough, generating more power and speed. It's ideal for assembly on heavy and unbalanced plough with the following internal diameters: 60/80, 80.100, 100/110, 110/130 mm.

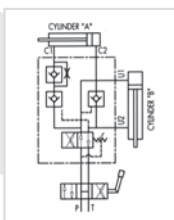
**Body:** Zinc-plated steel **Internal parts:** Hardened and ground steel, **Seals:** Buna N standard, **Tightness:** No leakage. These valves are supplied with exchange pressure at 140 Bar: according to our requirements, pressure setting can be modified by acting on the pressure regulator.

**Applications:** Connect C1 to the cylinder's stem, C2 to the block, P and T to the machine inlet. Due to its shape, it can be in-line assembled on a hydraulic cylinder or directly fixed on the plough by means of the threaded hole on the body.

CODE	TYPE	BSP PORTS	MAX FLOW L/MIN	MAX PRESSURE BAR	NETT. PRICE	
					£ STERLING	€ EUROS
V0350	VRAP 60/80 SE + VMP	3/8"	250	400	£117.50	€ 158.62
V0360	VRAP 80/100 SE + VMP	3/8"	250	400	£137.67	€ 185.85
V0376	VRAP 100/110 SE + VMP	3/8"	250	400	£137.67	€ 185.85
V0380	VRAP 110/130 SE + VMP	3/8"	250	400	£139.43	€ 188.23

## DOUBLE ACTING PLOUGH OVERTURNING VALVE BY DOWN MOULDBOARD LOAD SHIFTING

www.flowfitonline.com  
TECH. DATA SHEET  
**CV112**



### USE AND OPERATION

This valve has been realised for use on cylinders for reversible plough to obtain the automatic backflow and therefore the motion reversal of the hydraulic cylinder that makes the plough rotate. It has been designed to set in action 2 cylinders with disadvantageous rotation load (see diagram).

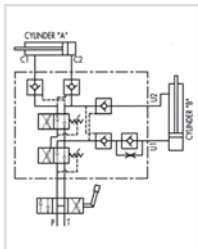
Operating Instructions: First cylinder B starts lining up the load. Before the manoeuvre ends, cylinder A starts overturning. **Body:** Zinc-plated steel **Internal parts:** Hardened and ground steel, **Seals:** Buna N standard, **Tightness:** No leakage. These valves are supplied with exchange pressure at 140 Bar: according to your requirements, pressure setting can be modified by acting on the pressure regulator.

**Applications:** Connect C1 to the stem, C2 to the cylinder's block A, U1 to the block and U2 to B port of the cylinder; P and T to the machine inlet. Due to its shape, it can be in-line assembled on a hydraulic cylinder or directly fixed on the plough by means of the threaded hole on the body.

CODE	TYPE	MAX FLOW L/MIN	MAX PRESSURE BAR	NETT. PRICE	
				£ STERLING	€ EUROS
V0330	VRAP 80/100 SS	250	400	£117.50	€ 158.62

## DOUBLE ACTING PLOUGH OVERTURNING VALVE BY UP MOULDBOARD LOAD SHIFTING

www.flowfitonline.com  
TECH. DATA SHEET  
**CV113**



### USE AND OPERATION

This valve has been realised for use on cylinders for reversible plough to obtain the automatic backflow and therefore the motion reversal of the hydraulic cylinder that makes the plough rotate. It has been designed to set in action 2 cylinders with disadvantageous rotation load (see diagram).

Operating Instructions: Sequence working: first cylinder B starts lining up the load; once it has got to the end of its stroke, cylinder A starts overturning. When this gets to the dead point, A and B start working at the same time, B with a delayed speed in relation to A.

**Body:** Zinc-plated steel **Internal parts:** Hardened and ground steel, **Seals:** Buna N standard, **Tightness:** No leakage.

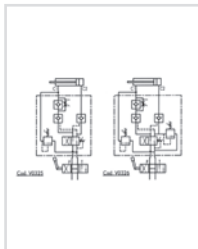
These valves are supplied with exchange pressure at 140 Bar: according to your requirements, pressure setting can be modified by acting on the pressure regulator.

**Applications:** Connect C1 to the stem, C2 to the cylinder's block A, U1 to the block and U2 to B port of the cylinder; P and T to the machine inlet. Due to its shape, it can be in-line assembled on a hydraulic cylinder or directly fixed on the plough by means of the threaded hole on the body.

CODE	TYPE	MAX FLOW L/MIN	MAX PRESSURE BAR	NETT. PRICE	
				£ STERLING	€ EUROS
V0340	VRAP 80/100 SV TN	230	400	£311.12	€ 420.01

## DOUBLE ACTING PLOUGH OUTSIDE DRILLS OVERTURNING VALVES FOR CYLINDER WITH MEMORY AND WITHOUT MEMORY

www.flowfitonline.com  
TECH. DATA SHEET  
**CV114**



### USE AND OPERATION

Valves for actuators with memory (V0325): Designed for use on cylinders with memory for outside drills reversible ploughs, it's provided with a duel cross relief valve which provides protection against tear's shocks when the plough exceeds the dead point.

Valves for actuators without memory: Designed for use on cylinders without memory for outside drills reversible ploughs, it is provided with a duel cross relief valve: this enables to reduce the thrust pressure (block side) in order not to damage the mechanical locks on the plough's head.

Both systems are provided with a fixed compensated flow control valve which allows to keep a constant speed, whether the plough works inside the drills or outside.

**Body:** Zinc-plated steel **Internal parts:** Hardened and ground steel, **Seals:** Buna N standard, **Tightness:** No leakage.

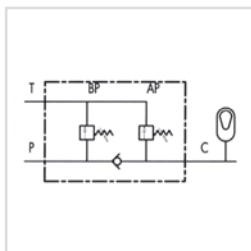
These valves are supplied with exchange pressure at 140 Bar: according to your requirements, pressure setting can be modified by acting on the pressure regulator.

**Applications:** Connect C1 and the duel cross relief valve to the cylinder from the rod side through the double banjo bolt (supplied with the valve) and double banjos, connect C2 to the cylinder from the block's side, P and T to the machine inlet.

CODE	TYPE	MAX FLOW L/MIN	MAX PRESSURE BAR	NETT. PRICE	
				£ STERLING	€ EUROS
V0325	VRAP 110/130 FSCM	250	400	£162.25	€ 219.03
V0326	VRAP 110/130 FSSM	250	400	£177.60	€ 239.76

## 1 WAY SPECIAL BLOCK FOR NO-STOP PLOUGH AND SUB-SOILERS TILLERS

www.flowfitonline.com  
TECH. DATA SHEET  
**CV115**



### USE AND OPERATION

This valve is made up of 2 relief valves and 1 check valve. It is used to supply pressure to tanked systems on non-stop plough and sub-soilers tillers in order to provide protection against shocks.

**Body:** Zinc-plated steel **Internal parts:** Hardened and ground steel, **Seals:** Buna N standard, **Tightness:** No leakage.

**Applications:** Connect P to the machine inlet, T to the draining or to the tank for eventual reutilization and |C to the system.

\* BP adjusts the charge pressure of system and is set at 80 Bar.

\* AP adjusts the eventual security drainage opening and is set at 250 Bar.

CODE	TYPE	BSP PORTS	MAX PRESSURE BAR	NETT. PRICE	
				£ STERLING	€ EUROS
V0295	MASSELLO 1 VIA 3/8"	3/8"	350	£111.78	€ 150.91
V0296	MASSELLO 1 VIA 1/2"	1/2"	350	£120.14	€ 162.19

# HYDRAULIC VALVES

# SOLENOID DIVERTER VALVES

PRODUCT	PAGE
SDV3 3 WAY SOLENOID DIVERTERS MAX FLOW 80L/MIN	83
SDV06 6 WAY SOLENOID DIVERTERS MAX FLOW 50L/MIN	84
SDV10 6 WAY SOLENOID DIVERTERS MAX FLOW 80L/MIN. 315 BAR RATED	85
DIVERTER VALVE HANDLEVER MIRCOSWITCH KIT	86



**FROM ONLY**  
**£64.91**  
+VAT



**FROM ONLY**  
**£100.98**  
+VAT



**FROM ONLY**  
**£100.98**  
+VAT



**QUALITY PRODUCTS**



**FREE ADVICE**

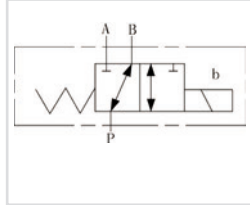
*If the part number needed is not listed please ask the Flowfit Sales Team*



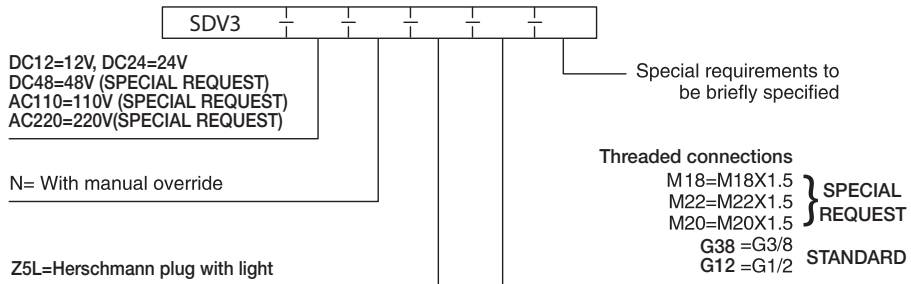
## SOLENOID DIVERTER VALVES

### SDV3 3 WAY SOLENOID DIVERTERS MAX FLOW 80L/MIN

www.flowfitonline.com  
TECH. DATA SHEET  
**SDV01**



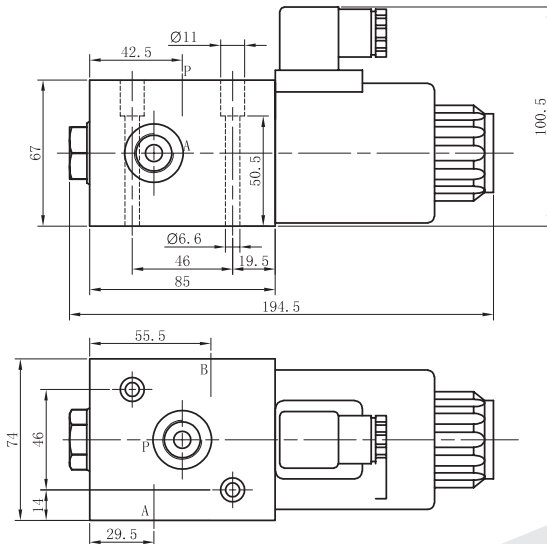
Diverters are used to add an extra facility to the directional control valve when it is needed for a sequence of operations such as a safety operation or to control a selected hydraulic cylinder. No drainline required.



#### Technical Data

Type Model	SDV3
Max Operating pressure (bar)	210
Max Flow rate (L/min)	80

#### SDV3 Installation Dimensions



- **COMPACT**
- **EASY TO INSTALL**
- **EXCELLENT PRICE**
- **OEM TOP DEMANDED FLOWFIT PRODUCT**

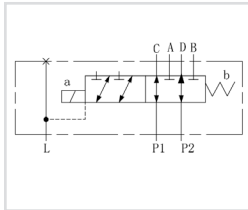


- **MANUAL OVERRIDE STANDARD**

PART NUMBER	VOLTAGE	PORT SIZE BSP	FLOW RATE L/MIN	MAX PRESSURE BAR	WEIGHT (KG)	NETT. PRICE	
						£ STERLING	€ EUROS
SDV3DC12NZ5LG38	12 VDC	3/8"	80	210	4.23	£64.91	€ 87.63
SDV3DC24NZ5LG38	24 VDC	3/8"	80	210	4.23	£64.91	€ 87.63
SDV3DC12NZ5LG12	12 VDC	1/2"	80	210	4.23	£74.53	€ 100.61
SDV3DC24NZ5LG12	24 VDC	1/2"	80	210	4.23	£74.53	€ 100.61

## SDV06 6 WAY SOLENOID DIVERTERS MAX FLOW 50L/MIN

www.flowfitonline.com  
TECH. DATA SHEET  
**SDV02**



Diverters are used to add an extra facility to the directional control valve when it is needed for a sequence of operations such as a safety operator or to control a selected hydraulic cylinder.

The stackable circuit selector valves type SDV06 allow one single drive of 6 users with 5 diverters connected in series.

Please note the drainline must be connected back to tank at all times.

SDV	06	6	W	I	*	*	*	*
-----	----	---	---	---	---	---	---	---

Stackable diverter valve

Size 06

No of ways single element (6 Way)

Threaded connectors 3/8" BSP

External Drain

No of elements: 1/2/3/4/5

VARIANTS  
00=No variant  
V1=Viton  
R1=rectifier

Voltage L=12V M=24V  
DC48=48V AC110=110V  
AC220=220V

### SPECIFICATION

**Max. pressure:** 250 bar

**Max. flow:** 50 l/min

**Overlap:** negative

**Hydraulic fluids:** Mineral oils DIN 51524

**Fluid viscosity:** 10 + 500 mm<sup>2</sup>/s

**Fluid temperature:** -25°C + 75°C

**Ambient temperature:** -25°C + 60°C

**Max. Contamination level:** class 10 in accordance

**Oil cleanliness:** NAS with 1638 with filter

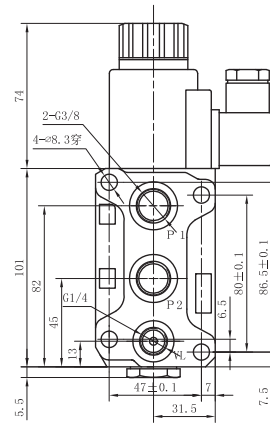
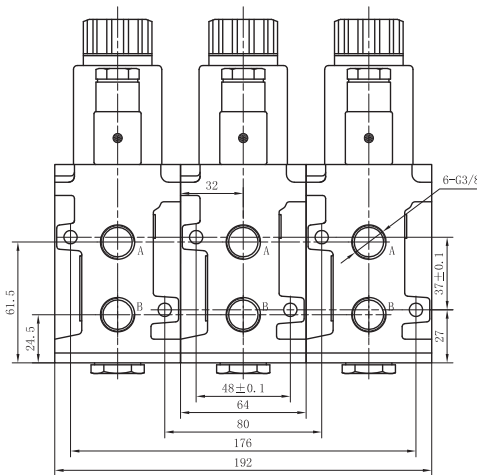
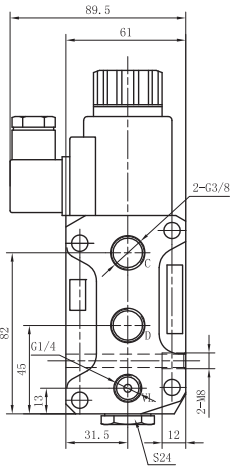
β25≥75

NAS 1638 class 9 and ISO

4406 class 20/18/15

**Valve Body Surface Finish:**

Phosphate surface finish



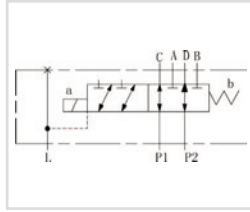
DIVERTER	WAY	A	B
NO. OF DIVERTERS	NO. OF WAY	LENGTH IN MM	
1	6	64	86
2	8	128	150
3	10	192	214
4	12	256	278
5	14	320	342

- COMPACT
- EASY TO INSTALL
- EXCELLENT PRICE
- OEM TOP DEMANDED FLOWFIT PRODUCT
- MANUAL OVERRIDE STANDARD



PART NUMBER	VOLTAGE	PORT SIZE BSP	FLOW RATE L/MIN	MAX PRESSURE BAR	WEIGHT (KG)	NETT. PRICE	
						£ STERLING	€ EUROS
SDV066W11LE1	12 VDC	3/8"	50	250	3	£100.97	€ 136.31
SDV066W11ME1	24 VDC	3/8"	50	250	3	£100.97	€ 136.31

# SDV10 6 WAY SOLENOID DIVERTERS MAX FLOW 80L/MIN. 315 BAR RATED



Diverters are used to add an extra facility to the directional control valve when it is needed for a sequence of operations such as a safety operation or to control a selected hydraulic cylinder.

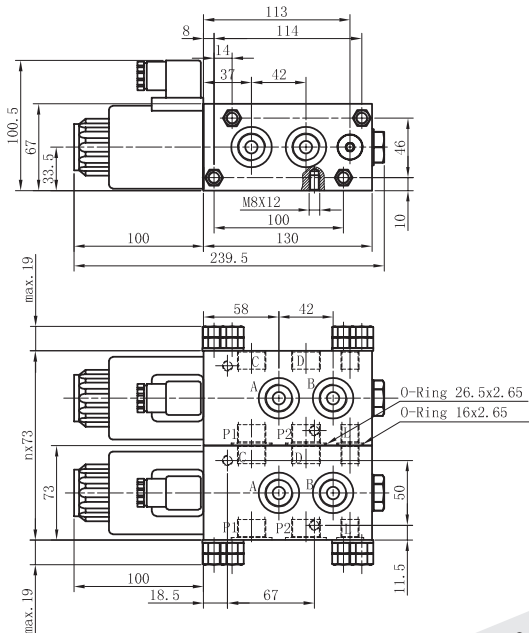
Please note drainline must be connected back to tank at all times.

<p>SDV10</p> <p>DC12=12V, DC24=24V DC48=48V (SPECIAL REQUEST) AC110=110V (SPECIAL REQUEST) AC220=220V(SPECIAL REQUEST)</p> <p>N= With manual override</p> <p>Z5L=Herschmann plug with light</p>	<p><b>THREADED CONNECTIONS</b> 12 =G1/2 /G1/4 STANDARD 34 =G3/4 /G1/4 STANDARD M22=M22X1.5/M14X1.5 } SPECIAL M27=M27X2/M14X1.5 } REQUEST</p> <p><b>Nr. OF UNITS</b> N1= (one unit) N2= (two units) N3= (three units) N4= (four units)</p>
---	---

### Technical Data

Type Model	SDV10
Max Operating pressure (bar)	315
Max Flow rate (L/min)	80

### SDV10 Installation Dimensions



- **COMPACT**
- **EASY TO INSTALL**
- **EXCELLENT PRICE**
- **OEM TOP DEMANDED FLOWFIT PRODUCT**



- **MANUAL OVERRIDE STANDARD**

PART NUMBER	VOLTAGE	PORT SIZE BSP	FLOW RATE L/MIN	MAX PRESSURE BAR	WEIGHT (KG)	NETT. PRICE	
						£ STERLING	€ EUROS
SDV10DC12NZ5LN112	12 VDC	1/2"	80	315	5.14	£100.97	€ 136.31
SDV10DC24NZ5LN112	24 VDC	1/2"	80	315	5.14	£100.97	€ 136.31
SDV10DC12NZ5LN134	12 VDC	3/4"	80	315	5.14	£100.97	€ 136.31
SDV10DC24NZ5LN134	24 VDC	3/4"	80	315	5.14	£100.97	€ 136.31

## DIVERTER VALVE HANDLEVER MIRCOSWITCH KIT

www.flowfitonline.com  
TECH. DATA SHEET  
**SDV04**

### Working conditions for the Microswitch

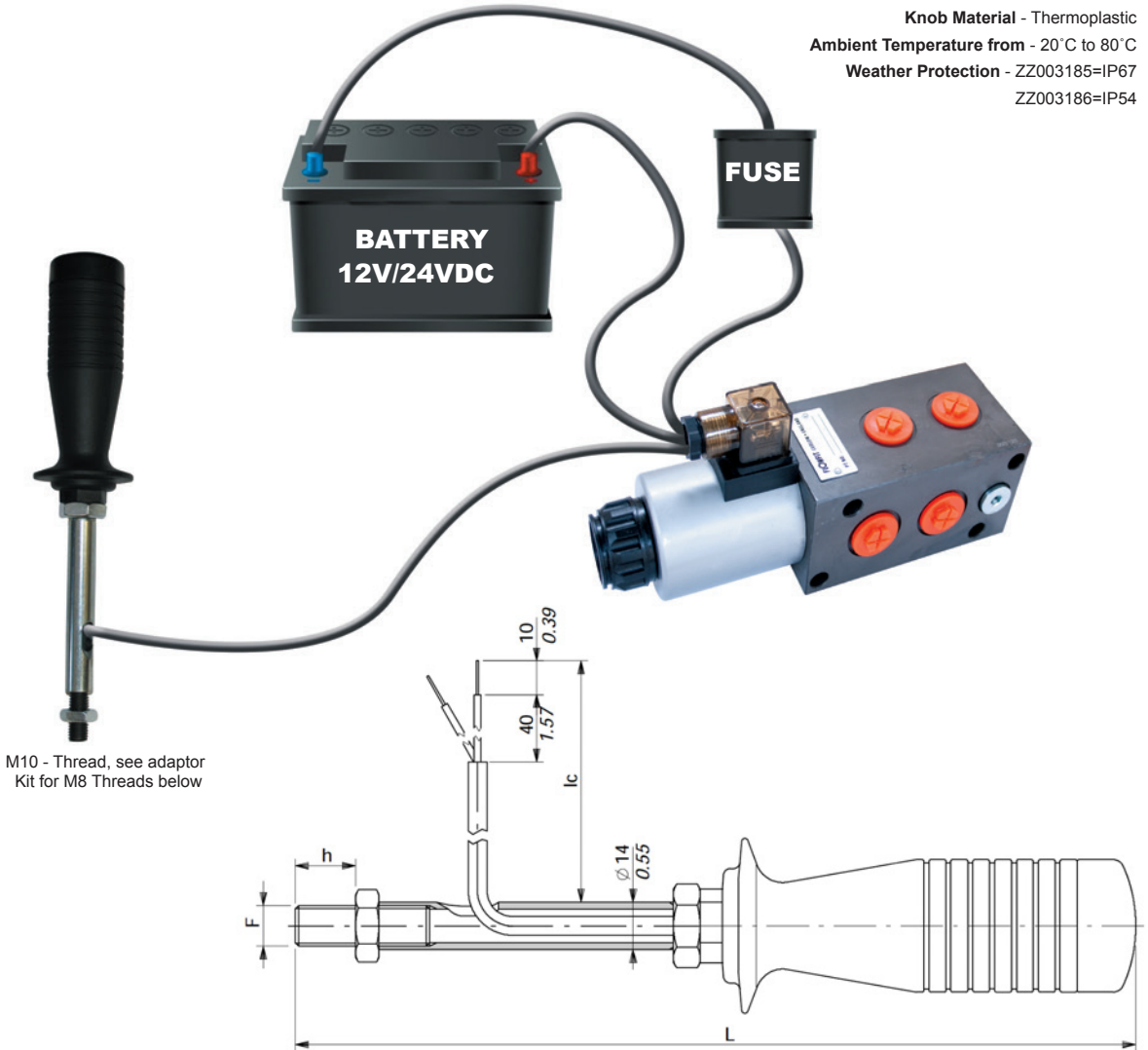
Rod Material - Zinc coated steel

Knob Material - Thermoplastic

Ambient Temperature from - 20°C to 80°C

Weather Protection - ZZ003185=IP67

ZZ003186=IP54



M10 - Thread, see adaptor Kit for M8 Threads below

DIMENSION INFORMATION				
PART NUMBER	F	H (MM)	L (MM)	IC MM
ZZ003185	M10	20	250	425
ZZ003186	M10	19	200	430

THREAD ADAPTOR KIT			
PART NUMBER	DESCRIPTION	PRICE	
		£ STERLING	€ EUROS
6473210	M8 MALE X M10 FEMALE THREAD ADAPTOR ZINC PLATED	£2.35	€ 3.18

PART NUMBER	OPERATION OF SWITCH	THREAD TYPE	LENGTH (MM)	WEIGHT (KG)	NETT. PRICE	
					£ STERLING	€ EUROS
ZZ003185	PUSH BUTTON ON/OFF	M10	250	0.5	£53.49	€ 72.21
ZZ003186	ROCKER SWITCH ON/OFF Detent 2 position	M10	250	0.5	£59.50	€ 80.33

# HYDRAULIC VALVES

# FLOWFIT

# CETOP

# VALVES

PRODUCT	PAGE
FLOWFIT CETOP 3	88
FLOWFIT CETOP 5	97
FLOWFIT CETOP 7	105
FLOWFIT CETOP 8	109
KOMPASS RELIEF VALVES	113
KOMPASS SEQUENCE, COUNTER BALANCE & UNLOADING	115
2 WAY CARTRIDGE ELECTRIC VALVES	116
KOMPASS ELECTRO-HYDRAULIC PROPORTIONAL VALVES	116



**FROM ONLY**  
**£46.88**  
+VAT



**FROM ONLY**  
**£86.55**  
+VAT



**FROM ONLY**  
**£34.86**  
+VAT



**QUALITY PRODUCTS**



**FREE ADVICE**

**FOR SALES & ADVICE**  
**CALL US**  
**01584**  
**876033**

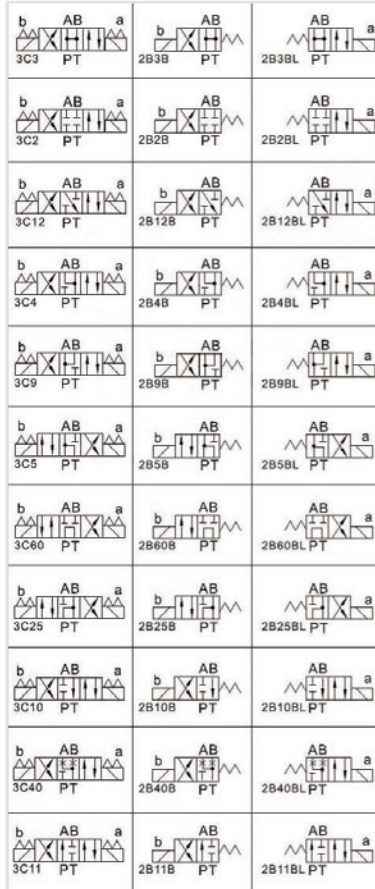
## FLOWFIT CETOP 3 NG6 SOLENOID DIRECTIONAL CONTROL VALVE

www.flowfitonline.com  
TECH. DATA SHEET  
**FCV1**

Flowfit offer a large range of solenoid operated CETOP 3 NG6 with a maximum flow of 80 l/min, commonly used in powerpacks and other hydraulic applications. Available in 12VDC, 24VDC, 110VAC and 220VAC.

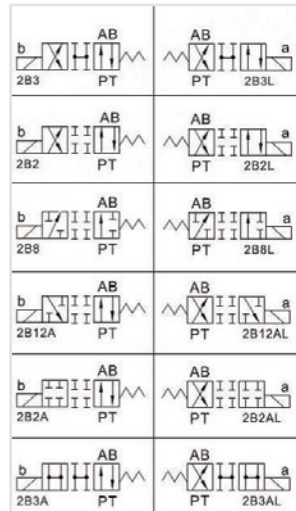
Flowfit F5-02 series CETOP 3 NG6 solenoid valves are Electro-Hydraulic spool type valves. They are solenoid operated and control the start, stop and direction of the oil flow in the hydraulic circuit.

They are used for hydraulic powerpacks as well as for stand alone hydraulic manifold blocks.



### SPECIFICATION

**Nominal Size:** NG6  
**Maximum Flow Rate:** 80 l/min  
**Maximum Pressure:** A,B,P = 315 Bar T = 16 Bar  
**Seal Material:** - NBR  
**Max Fluid Temperature:** -20° to 70°C  
**Oil Viscosity:** -2.8 to 380 mm2/s  
**Switch Cycles** Open: 50 ~ 60ms  
 Closed: 50 ~ 70ms  
**Switch Frequency:** 15000 times per hour  
**Insulation Grade:** IP65  
**Weight:** Single Solenoid: 1.5kg,  
 Double Solenoid: 2.2kg  
**Voltages:** 12VDC = D1, 24VDC = D2,  
 110V/AC 50HZ = A1, 220V/AC 50HZ = A2  
**Manual Override:** Standard on all valves  
**Connector Type:** DIN Plug (with LED)



### FLOWFIT CETOP 3 NG6 SPRING CENTERED 3 POSITION DOUBLE ACTING SOLENOID DIRECTIONAL CONTROL VALVE

PRODUCT REFERENCE	DOUBLE SOLENOID	CONFIGURATION	SPOOL RETURN	NETT. PRICE	
				£ STERLING	€ EUROS
F5-02-3C2-**	Double	3 Position	Spring	£46.88	€ 63.29
F5-02-3C3-**	Double	3 Position	Spring	£46.88	€ 63.29
F5-02-3C4-**	Double	3 Position	Spring	£46.88	€ 63.29
F5-02-3C5-**	Double	3 Position	Spring	£46.88	€ 63.29
F5-02-3C9-**	Double	3 Position	Spring	£46.88	€ 63.29
F5-02-3C10-**	Double	3 Position	Spring	£46.88	€ 63.29
F5-02-3C11-**	Double	3 Position	Spring	£46.88	€ 63.29
F5-02-3C12-**	Double	3 Position	Spring	£46.88	€ 63.29
F5-02-3C25-**	Double	3 Position	Spring	£46.88	€ 63.29
F5-02-3C40-**	Double	3 Position	Spring	£46.88	€ 63.29
F5-02-3C60-**	Double	3 Position	Spring	£46.88	€ 63.29

**NOTE: SUBSTITUTE THE \*\* WITH VOLTAGE PREFERENCE. 12VDC=D1, 24VDC=D2, 110V/AC 50HZ=A1, 220V/AC 50HZ=A2**



FLOWFIT CETOP 3 NG6 SPRING OFFSET 2 POSITION SINGLE ACTING SOLENOID DIRECTIONAL CONTROL VALVE				
PRODUCT REFERENCE	SINGLE SOLENOID	CONFIGURATION	SPOOL RETURN	NETT. PRICE
				£ STERLING € EUROS
F5-02-2B2-**	Single	2 Position	Spring	£34.86 € 47.06
F5-02-2B2L-**	Single	2 Position	Spring	£34.86 € 47.06
F5-02-2B2A-**	Single	2 Position	Spring	£34.86 € 47.06
F5-02-2B2AL-**	Single	2 Position	Spring	£34.86 € 47.06
F5-02-2B2B-**	Single	2 Position	Spring	£34.86 € 47.06
F5-02-2B2BL-**	Single	2 Position	Spring	£34.86 € 47.06
F5-02-2B3-**	Single	2 Position	Spring	£34.86 € 47.06
F5-02-2B3L-**	Single	2 Position	Spring	£34.86 € 47.06
F5-02-2B3A-**	Single	2 Position	Spring	£34.86 € 47.06
F5-02-2B3AL-**	Single	2 Position	Spring	£34.86 € 47.06
F5-02-2B3B-**	Single	2 Position	Spring	£34.86 € 47.06
F5-02-2B3BL-**	Single	2 Position	Spring	£34.86 € 47.06
F5-02-2B4B-**	Single	2 Position	Spring	£34.86 € 47.06
F5-02-2B4BL-**	Single	2 Position	Spring	£34.86 € 47.06
F5-02-2B5B-**	Single	2 Position	Spring	£34.86 € 47.06
F5-02-2B5BL-**	Single	2 Position	Spring	£34.86 € 47.06
F5-02-2B8-**	Single	2 Position	Spring	£34.86 € 47.06
F5-02-2B8L-**	Single	2 Position	Spring	£34.86 € 47.06
F5-02-2B9B-**	Single	2 Position	Spring	£34.86 € 47.06
F5-02-2B9BL-**	Single	2 Position	Spring	£34.86 € 47.06
F5-02-2B10B-**	Single	2 Position	Spring	£34.86 € 47.06
F5-02-2B10BL-**	Single	2 Position	Spring	£34.86 € 47.06
F5-02-2B11B-**	Single	2 Position	Spring	£34.86 € 47.06
F5-02-2B11BL-**	Single	2 Position	Spring	£34.86 € 47.06
F5-02-2B12A-**	Single	2 Position	Spring	£34.86 € 47.06
F5-02-2B12AL-**	Single	2 Position	Spring	£34.86 € 47.06
F5-02-2B12B-**	Single	2 Position	Spring	£34.86 € 47.06

NOTE: SUBSTITUTE THE \*\* WITH VOLTAGE PREFERENCE. 12VDC=D1, 24VDC=D2, 110V/AC 50HZ=A1, 220V/AC 50HZ=A2

SPRING CENTERED 2 POSITION SOLENOID DIRECTIONAL CONTROL VALVE				
PRODUCT REFERENCE	SINGLE SOLENOID	CONFIGURATION	SPOOL RETURN	NETT. PRICE
				£ STERLING € EUROS
F5-02-2B12BL-**	Single	2 Position	Spring	£34.86 € 47.06
F5-02-2B25B-**	Single	2 Position	Spring	£34.86 € 47.06
F5-02-2B25BL-**	Single	2 Position	Spring	£34.86 € 47.06
F5-02-2B40B-**	Single	2 Position	Spring	£34.86 € 47.06
F5-02-2B40BL-**	Single	2 Position	Spring	£34.86 € 47.06
F5-02-2B60B-**	Single	2 Position	Spring	£34.86 € 47.06
F5-02-2B60BL-**	Single	2 Position	Spring	£34.86 € 47.06

NOTE: SUBSTITUTE THE \*\* WITH VOLTAGE PREFERENCE. 12VDC=D1, 24VDC=D2, 110V/AC 50HZ=A1, 220V/AC 50HZ=A2

## FLOWFIT CETOP 3 HAND OPERATED DIRECTIONAL CONTROL VALVES



MAXIMUM FLOW: 30 l/min  
MAXIMUM PRESSURE: 250 Bar

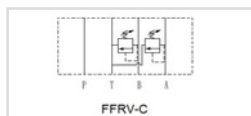
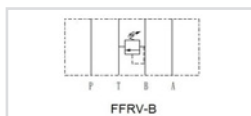
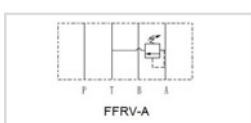
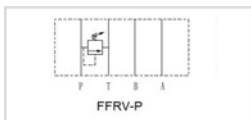
SEE SPOOL CONFIGURATIONS ON PREVIOUS PAGE

www.flowfitonline.com  
TECH. DATA SHEET  
**FCV2**

SUBPLATE	SPRING CENTRED	DETENT	NETT. PRICE
			£ STERLING € EUROS
DMG-02-*	W	*****	£111.58 € 150.63
DMG-02-*	*****	O	£107.14 € 144.64

## FLOWFIT CETOP 3 NG6 MODULAR RELIEF VALVE

www.flowfitonline.com  
TECH. DATA SHEET  
**FCV3**



The Flowfit CETOP 3 NG6 Modular Relief Valve is available in a variety of configurations to control pressure in either the P, A or B ports.

There are three pressure ranges to choose from, providing the versatility to control system pressure in any application.

Pressure can be adjusted using the plastic knob (standard on all modular relief valves) but for added security, valves can also be supplied with an adjustment screw that can be locked once pressure has been set (Available upon request).

The pressure ranges available are:

- 8 - 70bar
- 35 - 140bar
- 70 - 250bar

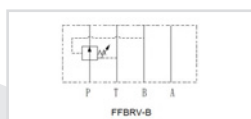
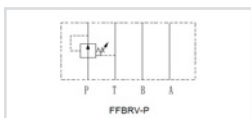
### SPECIFICATION

**Nominal Size:** NG6  
**Maximum Flow Rate:** 35 l/min  
**Maximum Pressure:** 250 Bar  
**Seal Material:** NBR  
**Max Fluid Temperature:** -20° to 70°C  
**Oil Viscosity:** -2.8 to 380 mm2/s  
**Weight P, A, B:** 1.5kg  
**C:** 1.7kg  
**Manual Adjustment:** Standard on all valves

PRODUCT REFERENCE	DESCRIPTION	NETT. PRICE	
		£ STERLING	€ EUROS
FFRV-02P-K-1-20	CETOP 3 MODULAR RELIEF VALVE 8-70BAR ON P	£35.64	€ 48.11
FFRV-02P-K-2-20	CETOP 3 MODULAR RELIEF VALVE 35-140BAR ON P	£35.64	€ 48.11
FFRV-02P-K-3-20	CETOP 3 MODULAR RELIEF VALVE 70-250BAR ON P	£55.90	€ 75.47
FFRV-02A-K-1-20	CETOP 3 MODULAR RELIEF VALVE 8-70BAR ON A	£35.64	€ 48.11
FFRV-02A-K-2-20	CETOP 3 MODULAR RELIEF VALVE 35-140BAR ON A	£39.67	€ 53.55
FFRV-02A-K-3-20	CETOP 3 MODULAR RELIEF VALVE 70-250BAR ON A	£35.64	€ 48.11
FFRV-02B-K-1-20	CETOP 3 MODULAR RELIEF VALVE 8-70BAR ON B	£39.67	€ 53.55
FFRV-02B-K-2-20	CETOP 3 MODULAR RELIEF VALVE 35-140BAR ON B	£39.67	€ 53.55
FFRV-02B-K-3-20	CETOP 3 MODULAR RELIEF VALVE 70-250BAR ON B	£39.67	€ 53.55
FFRV-02C-K-1-20	CETOP 3 MODULAR RELIEF VALVE 8-70BAR ON A+B	£35.64	€ 48.11
FFRV-02C-K-2-20	CETOP 3 MODULAR RELIEF VALVE 35-140BAR ON A+B	£35.64	€ 48.11
FFRV-02C-K-3-20	CETOP 3 MODULAR RELIEF VALVE 70-250BAR ON A+B	£55.89	€ 75.45

## FLOWFIT CETOP 3 NG6 MODULAR REDUCING VALVE

www.flowfitonline.com  
TECH. DATA SHEET  
**FCV4**



The Flowfit modular reducing valve is designed to lower the pressure in a specific circuit compared to the main system pressure.

There are three pressure ranges to choose from, providing the versatility to control individual circuit pressure.

Pressure can be adjusted using the plastic knob (standard on all modular reducing valves) but for added security, valves can also be supplied with an adjustment screw that can be locked once pressure has been set (Available upon request).

The pressure ranges available are:

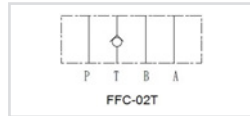
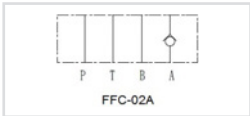
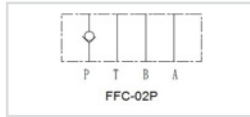
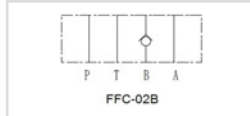
- 8 - 70bar
- 35 - 140bar
- 70 - 250bar

### SPECIFICATION

**Nominal Size:** NG6  
**Maximum Flow Rate:** 35 l/min  
**Maximum Pressure:** 250 Bar  
**Seal Material:** NBR  
**Max Fluid Temperature:** -20° to 70°C  
**Oil Viscosity:** -2.8 to 380 mm2/s  
**Weight:** 1.2kg  
**Manual Adjustment:** Standard on all valves

PRODUCT REFERENCE	DESCRIPTION	NETT. PRICE	
		£ STERLING	€ EUROS
FFBRV-02P-K-1-20	CETOP 3 MODULAR REDUCING VALVE 8-70BAR ON P	£39.67	€ 53.55
FFBRV-02P-K-2-20	CETOP 3 MODULAR REDUCING VALVE 35-140BAR ON P	£39.67	€ 53.55
FFBRV-02P-K-3-20	CETOP 3 MODULAR REDUCING VALVE 70-250BAR ON P	£35.64	€ 48.11
FFBRV-02A-K-1-20	CETOP 3 MODULAR REDUCING VALVE 8-70BAR ON A	£39.67	€ 53.55
FFBRV-02A-K-2-20	CETOP 3 MODULAR REDUCING VALVE 35-140BAR ON A	£39.67	€ 53.55
FFBRV-02A-K-3-20	CETOP 3 MODULAR REDUCING VALVE 70-250BAR ON A	£39.67	€ 53.55
FFBRV-02B-K-1-20	CETOP 3 MODULAR REDUCING VALVE 8-70BAR ON B	£39.67	€ 53.55
FFBRV-02B-K-2-20	CETOP 3 MODULAR REDUCING VALVE 35-140BAR ON B	£39.67	€ 53.55
FFBRV-02B-K-3-20	CETOP 3 MODULAR REDUCING VALVE 70-250BAR ON B	£39.67	€ 53.55

## FLOWFIT CETOP 3 NG6 MODULAR CHECK VALVE



The Flowfit modular check valve allows free flow in one direction and blocks the flow in the opposite direction.

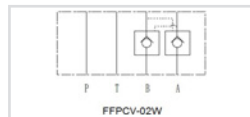
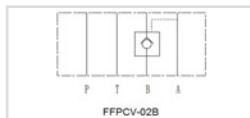
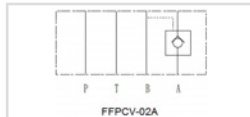
Flowfit check valves are available for the A, B, P or T port and can be specified with a cracking pressure of 0.35bar or 3.5bar depending on the system requirements.

**SPECIFICATION**

- Nominal Size:** NG6
- Maximum Flow Rate:** 35 l/min
- Maximum Pressure:** 250 Bar
- Seal Material:** - NBR
- Max Fluid Temperature:** -20° to 70°C
- Oil Viscosity:** -2.8 to 380 mm2/s
- Weight:** 1.2kg
- Manual Adjustment:** Standard on all valves

PRODUCT REFERENCE	DESCRIPTION	NETT. PRICE	
		£ STERLING	€ EUROS
FFC-02P-05-20	CETOP 3 MODULAR CHECK VALVE C/P 0.35BAR ON P	£34.02	€ 45.93
FFC-02P-50-20	CETOP 3 MODULAR CHECK VALVE C/P 3.5BAR ON P	£32.46	€ 43.82
FFC-02A-05-20	CETOP 3 MODULAR CHECK VALVE C/P 0.35BAR ON A	£34.02	€ 45.93
FFC-02A-50-20	CETOP 3 MODULAR CHECK VALVE C/P 3.5BAR ON A	£32.46	€ 43.82
FFC-02B-05-20	CETOP 3 MODULAR CHECK VALVE C/P 0.35BAR ON B	£32.46	€ 43.82
FFC-02B-50-20	CETOP 3 MODULAR CHECK VALVE C/P 3.5BAR ON B	£32.46	€ 43.82
FFC-02T-05-20	CETOP 3 MODULAR CHECK VALVE C/P 0.35BAR ON T	£32.46	€ 43.82
FFC-02T-50-20	CETOP 3 MODULAR CHECK VALVE C/P 3.5BAR ON T	£32.46	€ 43.82

## FLOWFIT CETOP 3 NG6 MODULAR PILOT OPERATED CHECK VALVE



The Flowfit modular pilot operated (P/O) check valve allows free flow in one direction and pilot pressure allows flow in the opposite direction.

Flowfit pilot operated check valves are available for the A or B ports individually, or the A and B ports combined. They can be specified with a cracking pressure of 0.35bar or 3.5bar depending on the system requirements

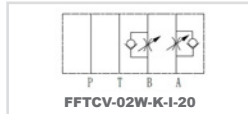
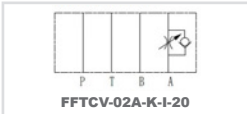
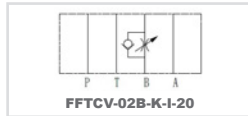
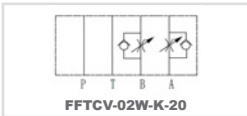
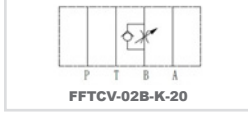
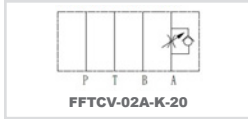
**SPECIFICATION**

- Nominal Size:** NG6
- Maximum Flow Rate:** 35 l/min
- Maximum Pressure:** 250 Bar
- Seal Material:** - NBR
- Max Fluid Temperature:** -20° to 70°C
- Oil Viscosity:** -2.8 to 380 mm2/s
- Weight:** 1.1kg

PRODUCT REFERENCE	DESCRIPTION	NETT. PRICE	
		£ STERLING	€ EUROS
FFPCV-02A-05-20	CETOP 3 MODULAR P/O CHECK VALVE C/P 0.35BAR ON A	£36.06	€ 48.68
FFPCV-02A-50-20	CETOP 3 MODULAR P/O CHECK VALVE C/P 3.5BAR ON A	£36.06	€ 48.68
FFPCV-02B-05-20	CETOP 3 MODULAR P/O CHECK VALVE C/P 0.35BAR ON B	£36.06	€ 48.68
FFPCV-02B-50-20	CETOP 3 MODULAR P/O CHECK VALVE C/P 3.5BAR ON B	£37.87	€ 51.12
FFPCV-02W-05-20	CETOP 3 MODULAR P/O CHECK VALVE C/P 0.35BAR ON A AND B	£37.87	€ 51.12
FFPCV-02W-50-20	CETOP 3 MODULAR P/O CHECK VALVE C/P 3.5BAR ON A AND B	£34.02	€ 45.93

## FLOWFIT CETOP 3 NG6 MODULAR FLOW CONTROL VALVE WITH CHECK

www.flowfitonline.com  
TECH. DATA SHEET  
**FCV7**



The Flowfit modular flow control valves regulate the flow of oil through the circuit in one direction whilst allowing free flow in the opposite direction using a check valve.

Two types of valve are available; the first meters the flow of oil into the circuit (allowing free flow out), while the second meters the flow out of the circuit (allowing free flow in).

Flow on the metered side can be adjusted using the plastic knob (standard on all modular flow control valves) but for added security, valves can also be supplied with an adjustment screw that can be locked once the desired flow has been set (Available upon request).

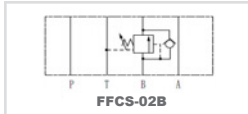
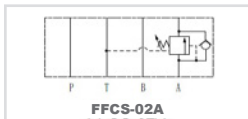
### SPECIFICATION

**Nominal Size:** NG6  
**Maximum Flow Rate:** 35 l/min  
**Maximum Pressure:** 250 Bar  
**Seal Material:** - NBR  
**Max Fluid Temperature:** -20° to 70°C  
**Oil Viscosity:** -2.8 to 380 mm2/s  
**Weight:** A, B 1.2kg  
           W 1.4kg  
**Manual Adjustment:** Standard on all valves

PRODUCT REFERENCE	DESCRIPTION	NETT. PRICE	
		£ STERLING	€ EUROS
FFTCV-02A-K-20	CETOP 3 MODULAR FLOW CONTROL VALVE MTR OUT ON A PORT	£39.67	€ 53.55
FFTCV-02A-K-I-20	CETOP 3 MODULAR FLOW CONTROL VALVE MTR IN ON A PORT	£39.67	€ 53.55
FFTCV-02B-K-20	CETOP 3 MODULAR FLOW CONTROL VALVE MTR OUT ON B PORT	£39.67	€ 53.55
FFTCV-02B-K-I-20	CETOP 3 MODULAR FLOW CONTROL VALVE MTR IN ON B PORT	£39.67	€ 53.55
FFTCV-02W-K-20	CETOP 3 MODULAR FLOW CONTROL VALVE MTR OUT ON A+B PORT	£39.67	€ 53.55
FFTCV-02W-K-I-20	CETOP 3 MODULAR FLOW CONTROL VALVE MTR IN ON A+B PORT	£39.67	€ 53.55

## FLOWFIT CETOP 3 NG6 MODULAR COUNTER BALANCE VALVE

www.flowfitonline.com  
TECH. DATA SHEET  
**FCV8**



The Flowfit modular counter balance valve is designed to equalize the pressure in a specific line of a hydraulic system.

Pressure can be adjusted using the plastic knob (standard on all modular counter balance valves) but for added security, valves can also be supplied with an adjustment screw that can be locked once pressure has been set (Available upon request).

The pressure ranges available are:

- 8 - 70bar
- 35 - 140bar
- 70 - 250bar

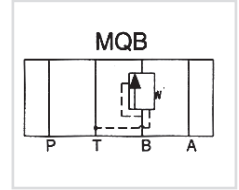
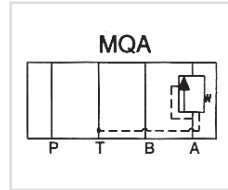
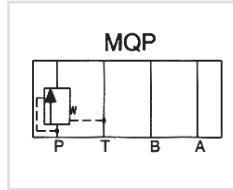
### SPECIFICATION

**Nominal Size:** NG6  
**Maximum Flow Rate:** 35 l/min  
**Maximum Pressure:** 250 Bar  
**Seal Material:** - NBR  
**Max Fluid Temperature:** -20° to 70°C  
**Oil Viscosity:** -2.8 to 380 mm2/s  
**Weight:** 1.5kg  
**Manual Adjustment:** Standard on all valves

PRODUCT REFERENCE	DESCRIPTION	NETT. PRICE	
		£ STERLING	€ EUROS
FFCS-02A-K-1-20	CETOP 3 MODULAR COUNTER BALANCE VALVE 8-70BAR ON A LINE	£34.02	€ 45.93
FFCS-02A-K-2-20	CETOP 3 MODULAR COUNTER BALANCE VALVE 35-140BAR ON A LINE	£34.02	€ 45.93
FFCS-02A-K-3-20	CETOP 3 MODULAR COUNTER BALANCE VALVE 70-250BAR ON A LINE	£72.12	€ 97.36
FFCS-02B-K-1-20	CETOP 3 MODULAR COUNTER BALANCE VALVE 8-70BAR ON B LINE	£34.02	€ 45.93
FFCS-02B-K-2-20	CETOP 3 MODULAR COUNTER BALANCE VALVE 35-140BAR ON B LINE	£72.12	€ 97.36
FFCS-02B-K-3-20	CETOP 3 MODULAR COUNTER BALANCE VALVE 70-250BAR ON B LINE	£72.12	€ 97.36

# FLOWFIT CETOP 3 SEQUENCE VALVES

www.flowfitonline.com  
TECH. DATA SHEET  
**FCV11**

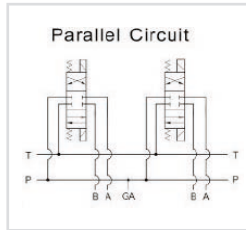


CODE	DESCRIPTION	NETT. PRICE	
		£ STERLING	€ EUROS
MQP-02-★	CETOP 3 SEQUENCE VALVE ON P PORT	£122.49	€ 165.37
MQA-02-B	CETOP 3 SEQUENCE VALVE ON A PORT	£122.49	€ 165.37
MQB-02-B	CETOP 3 SEQUENCE VALVE ON B PORT	£122.49	€ 165.37

B = 8 - 70 Bar, C = 35 - 140 Bar, H = 105 - 250 Bar  
02 = 40 l/m • H = Pressure Range

# FLOWFIT CETOP 3 NG6 STEEL PARALLEL CIRCUIT MANIFOLD

www.flowfitonline.com  
TECH. DATA SHEET  
**FCV12**



The Flowfit CETOP 3 parallel circuit manifold is precision machined from a mild steel block with sizes of 3/8" BSP for A & B ports and 1/2" BSP for P & T ports.

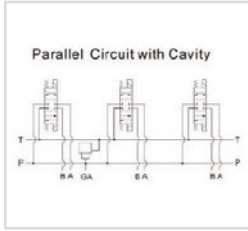
Flowfit manifolds are available from 1 to 10 stations with a 1/4" BSP Gauge port machined as standard on the 2 station and above (not available on the 1 station manifold).

PRODUCT REFERENCE	DESCRIPTION	NETT. PRICE	
		£ STERLING	€ EUROS
MD-03P-1-G	CETOP 3 1 STATION STEEL MANIFOLD NO RV CAVITY	£21.64	€ 29.21
MD-03P-2-G	CETOP 3 2 STATION STEEL MANIFOLD NO RV CAVITY	£39.67	€ 53.55
MD-03P-3-G	CETOP 3 3 STATION STEEL MANIFOLD NO RV CAVITY	£58.30	€ 78.70
MD-03P-4-G	CETOP 3 4 STATION STEEL MANIFOLD NO RV CAVITY	£79.34	€ 107.11
MD-03P-5-G	CETOP 3 5 STATION STEEL MANIFOLD NO RV CAVITY	£100.97	€ 136.31
MD-03P-6-G	CETOP 3 6 STATION STEEL MANIFOLD NO RV CAVITY	£122.61	€ 165.52
MD-03P-7-G	CETOP 3 7 STATION STEEL MANIFOLD NO RV CAVITY	£144.25	€ 194.74
MD-03P-8-G	CETOP 3 8 STATION STEEL MANIFOLD NO RV CAVITY	£165.88	€ 223.94
MD-03P-9-G	CETOP 3 9 STATION STEEL MANIFOLD NO RV CAVITY	£187.52	€ 253.15
MD-03P-10-G	CETOP 3 10 STATION STEEL MANIFOLD NO RV CAVITY	£212.76	€ 287.23

*If the part number is not listed please ask the Flowfit Sales Team*

## FLOWFIT CETOP 3 NG6 STEEL PARALLEL CIRCUIT MANIFOLD WITH RELIEF VALVE CAVITY

www.flowfitonline.com  
TECH. DATA SHEET  
**FCV9**



The Flowfit CETOP 3 parallel circuit manifold is precision machined from a steel block with sizes of 3/8" BSP for A & B ports and 1/2" BSP for P & T ports. The manifold also comes with a machined port for a relief valve.

Flowfit manifolds are available from 1 to 10 stations with a 1/4" BSP Gauge port machined as standard on the 2 station and above (not available on the 1 station manifold).

PRODUCT REFERENCE	DESCRIPTION	NETT. PRICE	
		£ STERLING	€ EUROS
MD-03P-1-G-M26	CETOP 3 1 STATION STEEL MANIFOLD WITH RV CAVITY	£55.52	€ 74.96
MD-03P-2-G-M26	CETOP 3 2 STATION STEEL MANIFOLD WITH RV CAVITY	£70.02	€ 94.53
MD-03P-3-G-M26	CETOP 3 3 STATION STEEL MANIFOLD WITH RV CAVITY	£94.52	€ 127.60
MD-03P-4-G-M26	CETOP 3 4 STATION STEEL MANIFOLD WITH RV CAVITY	£119.57	€ 161.42
MD-03P-5-G-M26	CETOP 3 5 STATION STEEL MANIFOLD WITH RV CAVITY	£147.14	€ 198.63
MD-03P-6-G-M26	CETOP 3 6 STATION STEEL MANIFOLD WITH RV CAVITY	£169.60	€ 228.95
MD-03P-7-G-M26	CETOP 3 7 STATION STEEL MANIFOLD WITH RV CAVITY	£198.16	€ 267.51
MD-03P-8-G-M26	CETOP 3 8 STATION STEEL MANIFOLD WITH RV CAVITY	£228.35	€ 308.28
MD-03P-9-G-M26	CETOP 3 9 STATION STEEL MANIFOLD WITH RV CAVITY	£251.41	€ 339.41
MD-03P-10-G-M26	CETOP 3 10 STATION STEEL MANIFOLD WITH RV CAVITY	£279.66	€ 377.54
VC0800/300	CETOP 3 RELIEF CARTRIDGE ONLY	£20.17	€ 27.23

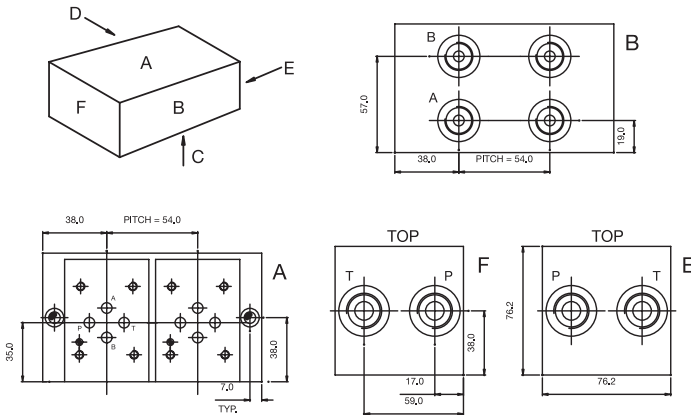
**NOTE**

VC0800/300 Cetop 3 Relief Valve Cartridge needs to be purchased when ordering 'Cetop 3 NG6 Steel Parallel Circuit with Relief Valve Cavity'.

## FLOWFIT SIDE ENTRY CETOP 3



www.flowfitonline.com  
TECH. DATA SHEET  
**FCV10**



**ORDERING CODE INFORMATION**

- Steel** Code No. 105161/★  
Alum. Alloy  
Available on request  
★ = Number of stations
- Material** Steel  
Alum. Alloy
- Working Pressure** Steel 315 Bar  
Alum. Alloy 250 Bar
- 'A' and 'B' Ports** 3/8" BSP
- 'P' and 'T' Ports** 1/2" BSP
- Valve Fixings** M5 x 12  
Full Thread
- Manifold Fixings** 6.8 Dia Through  
C'Bore 11 Dia x 9 dp
- Pitch** 54.0mm

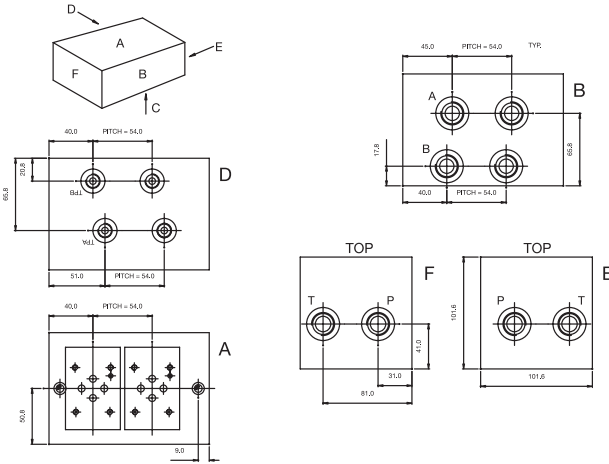
SIDE ENTRY • CETOP 3				
ORDER CODE	NUMBER OF STATIONS	OVERALL LENGTH	OVERALL WEIGHT	NETT. PRICE
				£ STERLING € EUROS
105161/1	ONE	76.0	3.0 Kgs	£70.37 € 95.00
105161/2	TWO	130.0	5.3 Kgs	£103.98 € 140.38
105161/3	THREE	184.0	7.6 Kgs	£132.83 € 179.31
105161/4	FOUR	238.0	10.0 Kgs	£166.48 € 224.74
105161/5	FIVE	292.0	12.2 Kgs	£209.64 € 283.02
105161/6	SIX	346.0	14.5 Kgs	£253.03 € 341.59
105161/7	SEVEN	400.0	16.8 Kgs	£301.59 € 407.15
105161/8	EIGHT	454.0	19.1 Kgs	£349.05 € 471.22



# FLOWFIT SIDE ENTRY TEST POINT CETOP 3



www.flowfitonline.com  
TECH. DATA SHEET  
**FCV13**



### ORDERING CODE INFORMATION

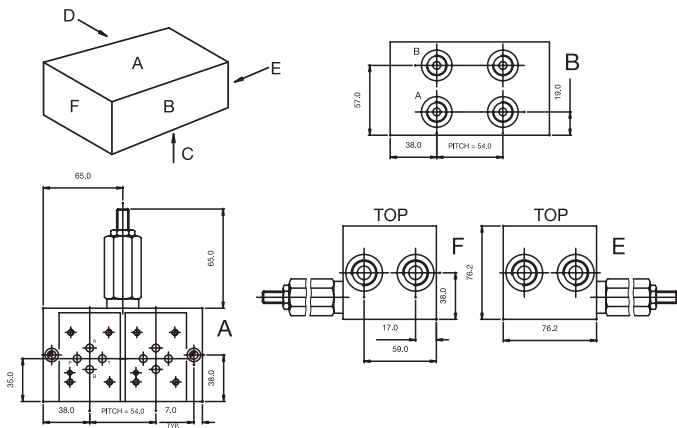
- Steel** Code No. 125161/★  
Alum. Alloy Available on request  
★ = Number of stations
- Material** Steel  
Alum. Alloy
- Working Pressure** Steel 315 Bar  
Alum. Alloy 250 Bar
- 'A' and 'B' Ports** 1/2" BSP
- 'P' and 'T' Ports** 1/2" BSP
- Test Points** 1/4" BSP
- Valve Fixings** M5 x 12 Full Thread
- Manifold Fixings** 6.8 Dia Through C'Bore 11 Dia x 9 dp
- Pitch** 54.0mm

SIDE ENTRY TEST POINT • CETOP 3				
ORDER CODE	NUMBER OF STATIONS	OVERALL LENGTH	OVERALL WEIGHT	NETT. PRICE
				£ STERLING € EUROS
125161/1	ONE	92.0	6.7 Kgs	£157.16 € 212.17
125161/2	TWO	146.0	10.7 Kgs	£237.30 € 320.36
125161/3	THREE	200.0	14.6 Kgs	£317.07 € 428.04
125161/4	FOUR	254.0	18.6 Kgs	£398.10 € 537.43
125161/5	FIVE	308.0	22.5 Kgs	£478.59 € 646.10
125161/6	SIX	362.0	26.5 Kgs	£561.37 € 757.85
125161/7	SEVEN	416.0	30.5 Kgs	£645.20 € 871.03
125161/8	EIGHT	416.0	34.5 Kgs	£727.78 € 982.50

# FLOWFIT SIDE ENTRY RELIEF VALVE CETOP 3



www.flowfitonline.com  
TECH. DATA SHEET  
**FCV4**



### ORDERING CODE INFORMATION

- Steel** Code No. 115161/★  
Alum. Alloy Available on request  
★ = Number of stations
- Material** Steel  
Alum. Alloy
- Working Pressure** Steel 315 Bar  
Alum. Alloy 250 Bar
- 'A' and 'B' Ports** 3/8" BSP
- 'P' and 'T' Ports** 1/2" BSP
- Valve Fixings** M5 x 12 Full Thread
- Manifold Fixings** 6.8 Dia Through C'Bore 11 Dia x 9 dp
- Adjustable Press.** 5 to 420 Bar Range
- Pitch** 54.0mm

SIDE ENTRY RELIEF VALVE • CETOP 3				
ORDER CODE	NUMBER OF STATIONS	OVERALL LENGTH	OVERALL WEIGHT	NETT. PRICE
				£ STERLING € EUROS
115161/1	ONE	105.0	4.1 Kgs	£216.42 € 292.16
115161/2	TWO	130.0	5.3 Kgs	£232.56 € 313.96
115161/3	THREE	184.0	7.6 Kgs	£278.97 € 376.62
115161/4	FOUR	238.0	10.0 Kgs	£312.61 € 422.02
115161/5	FIVE	292.0	12.2 Kgs	£355.85 € 480.39
115161/6	SIX	346.0	14.5 Kgs	£399.04 € 538.71
115161/7	SEVEN	400.0	16.8 Kgs	£447.62 € 604.28
115161/8	EIGHT	454.0	19.1 Kgs	£494.74 € 667.90

## FLOWFIT CETOP 3 NG6 STEEL SUBPLATE WITH SIDE PORTS

www.flowfitonline.com  
TECH. DATA SHEET  
**FCV15**



The Flowfit CETOP 3 subplate is machined from steel and is available with 3/8" BSP, 1/2" BSP or 3/4" BSP side ports.

PRODUCT REFERENCE	DESCRIPTION	NETT. PRICE	
		£ STERLING	€ EUROS
D-03-SP-S-6G	CETOP 3 SUBPLATE SIDE ENTRY 3/8" BSPP PORTED	£16.22	€ 21.90
D-03-SP-S-8G	CETOP 3 SUBPLATE SIDE ENTRY 1/2" BSPP PORTED	£17.82	€ 24.05
D-03-SP-S-12G	CETOP 3 SUBPLATE SIDE ENTRY 3/4" BSPP PORTED	£27.77	€ 37.49

## FLOWFIT CETOP 3 NG6 STEEL SUBPLATE WITH BASE PORTS

www.flowfitonline.com  
TECH. DATA SHEET  
**FCV16**

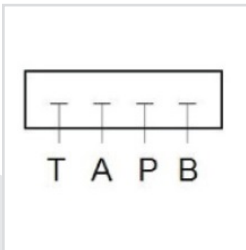


The Flowfit CETOP 3 subplate is machined from steel and is available with 3/8" BSP, 1/2" BSP or 3/4" BSP base ports.

PRODUCT REFERENCE	DESCRIPTION	NETT. PRICE	
		£ STERLING	€ EUROS
D-03-SP-B-6G	CETOP 3 SUBPLATE BASE ENTRY 3/8" BSPP PORTED	£16.22	€ 21.90
D-03-SP-B-8G	CETOP 3 SUBPLATE BASE ENTRY 1/2" BSPP PORTED	£17.82	€ 24.05
D-03-SP-B-12G	CETOP 3 SUBPLATE BASE ENTRY 3/4" BSPP PORTED	£27.77	€ 37.49
DSGM-02-032-B25-BSPP	CETOP 3 3/8" P+T BOTTOM, A + B SIDE	£31.19	€ 42.10

## FLOWFIT CETOP 3 NG6 STEEL COVER PLATE

www.flowfitonline.com  
TECH. DATA SHEET  
**FCV17**



The Flowfit steel cover plate replaces a CETOP 3 solenoid valve on the steel manifold, providing a pressure blank to enable the remaining stations to operate.



PRODUCT REFERENCE	DESCRIPTION	NETT. PRICE	
		£ STERLING	€ EUROS
D-03-CP-G	CETOP 3 COVER PLATE	£5.09	€ 6.87

# FLOWFIT CETOP 5 NG10 SOLENOID DIRECTIONAL CONTROL VALVE

www.flowfitonline.com  
TECH. DATA SHEET  
**FCV18**

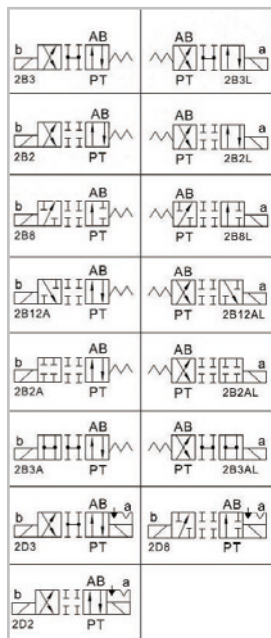
Flowfit offer a large range of solenoid operated CETOP 5 NG10 with a maximum flow of 120 l/min, commonly used in powerpacks and other hydraulic applications. Available in 12VDC, 24VDC, 110VAC and 220VAC.

Flowfit F5-03 series CETOP 5 NG10 solenoid valves are Electro-Hydraulic spool type valves. They are solenoid operated and control the start, stop and direction of the oil flow in the hydraulic circuit.

They are used for hydraulic powerpacks as well as for stand alone hydraulic manifold blocks.

### SPECIFICATION

- Nominal Size:** NG10
- Maximum Flow Rate:** 120 l/min
- Maximum Pressure:** A,B,P = 315 Bar
- Seal Material:-** NBR
- Max Fluid Temperature:** -20° to 70°C
- Oil Viscosity:** -2.8 to 380 mm<sup>2</sup>/s
- Switch Cycles**   **Open:** 50 ~ 60ms  
                          **Closed:** 50 ~ 70ms
- Switch Frequency:** 15000 times per hour
- Insulation Grade:** IP65
- Weight:** Single Solenoid: 4.8kg,  
                  Double Solenoid: 6.1kg
- Voltages:** 12VDC=D1, 24VDC=D2, 1  
                  10V/AC 50HZ=A1,  
                  220V/AC 50HZ=A2
- Manual Override:** Standard on all valves
- Connector Type:** DIN Plug (with LED)



FLOWFIT CETOP 5 NG10 SPRING CENTERED 3 POSITION DOUBLE ACTING SOLENOID DIRECTIONAL CONTROL VALVE				
PRODUCT REFERENCE	DOUBLE SOLENOID	CONFIGURATION	SPOOL RETURN	NETT. PRICE
				£ STERLING    € EUROS
F5-03-3C2-**	Double	3 Position	Spring	£86.55    € 116.84
F5-03-3C3-**	Double	3 Position	Spring	£86.55    € 116.84
F5-03-3C4-**	Double	3 Position	Spring	£86.55    € 116.84
F5-03-3C5-**	Double	3 Position	Spring	£86.55    € 116.84
F5-03-3C9-**	Double	3 Position	Spring	£86.55    € 116.84
F5-03-3C10-**	Double	3 Position	Spring	£86.55    € 116.84
F5-03-3C11-**	Double	3 Position	Spring	£86.55    € 116.84
F5-03-3C12-**	Double	3 Position	Spring	£86.55    € 116.84
F5-03-3C25-**	Double	3 Position	Spring	£86.55    € 116.84
F5-03-3C40-**	Double	3 Position	Spring	£86.55    € 116.84
F5-03-3C60-**	Double	3 Position	Spring	£86.55    € 116.84

**NOTE: SUBSTITUTE THE \*\* WITH VOLTAGE PREFERENCE. 12VDC=D1, 24VDC=D2, 110V/AC 50HZ=A1, 220V/AC 50HZ=A2**

## SPRING OFFSET 2 POSITION SOLENOID DIRECTIONAL CONTROL VALVE

PRODUCT REFERENCE	SINGLE SOLENOID	CONFIGURATION	SPOOL RETURN	NETT. PRICE	
				£ STERLING	€ EUROS
F5-03-2B2-**	Single	2 Position	Spring	£86.55	€ 116.84
F5-03-2B2L-**	Single	2 Position	Spring	£56.50	€ 76.28
F5-03-2B2A-**	Single	2 Position	Spring	£56.50	€ 76.28
F5-03-2B2AL-**	Single	2 Position	Spring	£56.50	€ 76.28
F5-03-2B2B-**	Single	2 Position	Spring	£56.50	€ 76.28
F5-03-2B2BL-**	Single	2 Position	Spring	£56.50	€ 76.28
F5-03-2B3-**	Single	2 Position	Spring	£56.50	€ 76.28
F5-03-2B3L-**	Single	2 Position	Spring	£56.50	€ 76.28
F5-03-2B3A-**	Single	2 Position	Spring	£56.50	€ 76.28
F5-03-2B3AL-**	Single	2 Position	Spring	£56.50	€ 76.28
F5-03-2B3B-**	Single	2 Position	Spring	£56.50	€ 76.28
F5-03-2B3BL-**	Single	2 Position	Spring	£56.50	€ 76.28
F5-03-2B4B-**	Single	2 Position	Spring	£56.50	€ 76.28
F5-03-2B4BL-**	Single	2 Position	Spring	£56.50	€ 76.28
F5-03-2B5B-**	Single	2 Position	Spring	£56.50	€ 76.28
F5-03-2B5BL-**	Single	2 Position	Spring	£56.50	€ 76.28
F5-03-2B8-**	Single	2 Position	Spring	£56.50	€ 76.28
F5-03-2B8L-**	Single	2 Position	Spring	£56.50	€ 76.28
F5-03-2B9B-**	Single	2 Position	Spring	£56.50	€ 76.28
F5-03-2B9BL-**	Single	2 Position	Spring	£56.50	€ 76.28
F5-03-2B10B-**	Single	2 Position	Spring	£56.50	€ 76.28
F5-03-2B10BL-**	Single	2 Position	Spring	£56.50	€ 76.28
F5-03-2B11B-**	Single	2 Position	Spring	£56.50	€ 76.28
F5-03-2B11BL-**	Single	2 Position	Spring	£56.50	€ 76.28
F5-03-2B12A-**	Single	2 Position	Spring	£56.50	€ 76.28
F5-03-2B12AL-**	Single	2 Position	Spring	£56.50	€ 76.28
F5-03-2B12B-**	Single	2 Position	Spring	£56.50	€ 76.28

## SPRING CENTERED 2 POSITION SOLENOID DIRECTIONAL CONTROL VALVE

PRODUCT REFERENCE	SINGLE SOLENOID	CONFIGURATION	SPOOL RETURN	NETT. PRICE	
				£ STERLING	€ EUROS
F5-03-2B12BL-**	Single	2 Position	Spring	£56.50	€ 76.28
F5-03-2B25B-**	Single	2 Position	Spring	£56.50	€ 76.28
F5-03-2B25BL-**	Single	2 Position	Spring	£56.50	€ 76.28
F5-03-2B40B-**	Single	2 Position	Spring	£56.50	€ 76.28
F5-03-2B40BL-**	Single	2 Position	Spring	£56.50	€ 76.28
F5-03-2B60B-**	Single	2 Position	Spring	£56.50	€ 76.28
F5-03-2B60BL-**	Single	2 Position	Spring	£56.50	€ 76.28

NOTE: SUBSTITUTE THE \*\* WITH VOLTAGE PREFERENCE. 12VDC=D1, 24VDC=D2, 110V/AC 50HZ=A1, 220V/AC 50HZ=A2

## FLOWFIT CETOP 5 HAND OPERATED DIRECTIONAL CONTROL VALVES

www.flowfitonline.com  
TECH. DATA SHEET  
**FCV19**



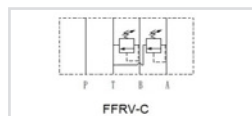
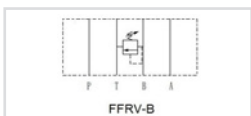
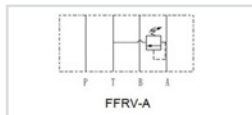
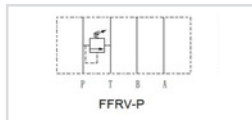
MAXIMUM FLOW: 50 l/min  
MAXIMUM PRESSURE: 250 Bar

SEE SPOOL CONFIGURATIONS ON PREVIOUS PAGE

SUBPLATE	SPRING CENTRED	DETENT	PRICE	
			£ STERLING	€ EUROS
DMG-03-*	W	*****	£148.80	€ 200.87
DMG-03-*	*****	O	£159.11	€ 214.79

# FLOWFIT CETOP 5 NG10 MODULAR RELIEF VALVE

www.flowfitonline.com  
TECH. DATA SHEET  
**FCV20**



The Flowfit CETOP 5 NG10 Modular Relief Valve is available in a variety of configurations to control pressure in either the P, A or B ports.

There are three pressure ranges to choose from, providing the versatility to control system pressure in any application.

Pressure can be adjusted using the plastic knob (standard on all modular relief valves) but for added security, valves can also be supplied with an adjustment screw that can be locked once pressure has been set (Available upon request).

The pressure ranges available are:

- 8 - 70bar
- 35 - 140bar
- 70 - 250bar

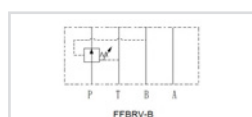
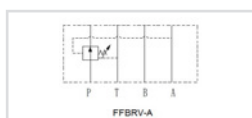
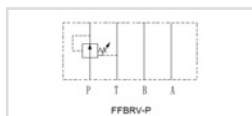
**SPECIFICATION**

- Nominal Size:** NG10
- Maximum Flow Rate:** 70 l/min
- Maximum Pressure:** 250 Bar
- Seal Material:** - NBR
- Max Fluid Temperature:** -20° to 70°C
- Oil Viscosity:** -2.8 to 380 mm2/s
- Weight P, A, B:** 3.3kg
- C:** 3.7kg
- Manual Adjustment:** Standard on all valves

PRODUCT REFERENCE	DESCRIPTION	NETT. PRICE	
		£ STERLING	€ EUROS
FFRV-03P-K-1-20	CETOP 5 MODULAR RELIEF VALVE 8-70BAR ON P	£55.89	€ 75.45
FFRV-03P-K-2-20	CETOP 5 MODULAR RELIEF VALVE 35-140BAR ON P	£55.89	€ 75.45
FFRV-03P-K-3-20	CETOP 5 MODULAR RELIEF VALVE 70-250BAR ON P	£55.89	€ 75.45
FFRV-03A-K-1-20	CETOP 5 MODULAR RELIEF VALVE 8-70BAR ON A	£55.89	€ 75.45
FFRV-03A-K-2-20	CETOP 5 MODULAR RELIEF VALVE 35-140BAR ON A	£55.89	€ 75.45
FFRV-03A-K-3-20	CETOP 5 MODULAR RELIEF VALVE 70-250BAR ON A	£64.80	€ 87.48
FFRV-03B-K-1-20	CETOP 5 MODULAR RELIEF VALVE 8-70BAR ON B	£55.89	€ 75.45
FFRV-03B-K-2-20	CETOP 5 MODULAR RELIEF VALVE 35-140BAR ON B	£55.89	€ 75.45
FFRV-03B-K-3-20	CETOP 5 MODULAR RELIEF VALVE 70-250BAR ON B	£64.80	€ 87.48
FFRV-03C-K-1-20	CETOP 5 MODULAR RELIEF VALVE 8-70BAR ON A+B	£72.12	€ 97.36
FFRV-03C-K-2-20	CETOP 5 MODULAR RELIEF VALVE 35-140BAR ON A+B	£77.90	€ 105.17
FFRV-03C-K-3-20	CETOP 5 MODULAR RELIEF VALVE 70-250BAR ON A+B	£72.12	€ 97.36

# FLOWFIT CETOP 5 NG10 MODULAR REDUCING VALVE

www.flowfitonline.com  
TECH. DATA SHEET  
**FCV21**



The Flowfit modular reducing valve is designed to lower the pressure in a specific circuit compared to the main system pressure.

There are three pressure ranges to choose from, providing the versatility to control individual circuit pressure.

Pressure can be adjusted using the plastic knob (standard on all modular reducing valves) but for added security, valves can also be supplied with an adjustment screw that can be locked once pressure has been set (Available upon request).

The pressure ranges available are:

- 8 - 70bar
- 35 - 140bar
- 70 - 250bar

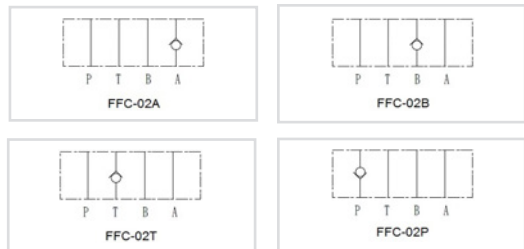
**SPECIFICATION**

- Nominal Size:** NG10
- Maximum Flow Rate:** 70 l/min
- Maximum Pressure:** 250 Bar
- Seal Material:** - NBR
- Max Fluid Temperature:** -20° to 70°C
- Oil Viscosity:** -2.8 to 380 mm2/s
- Weight:** 3.3kg
- Manual Adjustment:** Standard on all valves

PRODUCT REFERENCE	DESCRIPTION	NETT. PRICE	
		£ STERLING	€ EUROS
FFBRV-03P-K-1-20	CETOP 5 MODULAR REDUCING VALVE 8-70BAR ON P	£55.89	€ 75.45
FFBRV-03P-K-2-20	CETOP 5 MODULAR REDUCING VALVE 35-140BAR ON P	£55.89	€ 75.45
FFBRV-03P-K-3-20	CETOP 5 MODULAR REDUCING VALVE 70-250BAR ON P	£55.89	€ 75.45
FFBRV-03A-K-1-20	CETOP 5 MODULAR REDUCING VALVE 8-70BAR ON A	£55.89	€ 75.45
FFBRV-03A-K-2-20	CETOP 5 MODULAR REDUCING VALVE 35-140BAR ON A	£55.89	€ 75.45
FFBRV-03A-K-3-20	CETOP 5 MODULAR REDUCING VALVE 70-250BAR ON A	£55.89	€ 75.45
FFBRV-03B-K-1-20	CETOP 5 MODULAR REDUCING VALVE 8-70BAR ON B	£55.89	€ 75.45
FFBRV-03B-K-2-20	CETOP 5 MODULAR REDUCING VALVE 35-140BAR ON B	£55.89	€ 75.45
FFBRV-03B-K-3-20	CETOP 5 MODULAR REDUCING VALVE 70-250BAR ON B	£55.89	€ 75.45

## FLOWFIT CETOP 5 NG10 MODULAR CHECK VALVE

www.flowfitonline.com  
TECH. DATA SHEET  
**FCV22**



The Flowfit modular check valve allows free flow in one direction and blocks the flow in the opposite direction.

Flowfit check valves are available for the A, B, P or T port and can be specified with a cracking pressure of 0.35bar or 3.5bar depending on the system requirements.

### SPECIFICATION

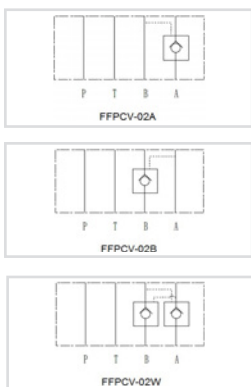
**Nominal Size:** NG10  
**Maximum Flow Rate:** 70 l/min  
**Maximum Pressure:** 250 Bar  
**Seal Material:**- NBR  
**Max Fluid Temperature:** -20° to 70°C  
**Oil Viscosity:** -2.8 to 380 mm2/s  
**Weight:** 2.5kg



PRODUCT REFERENCE	DESCRIPTION	NETT. PRICE	
		£ STERLING	€ EUROS
FFC-03P-05-20	CETOP 5 MODULAR CHECK VALVE C/P 0.35BAR ON P	£50.48	€ 68.15
FFC-03P-50-20	CETOP 5 MODULAR CHECK VALVE C/P 3.5BAR ON P	£50.48	€ 68.15
FFC-03A-05-20	CETOP 5 MODULAR CHECK VALVE C/P 0.35BAR ON A	£50.48	€ 68.15
FFC-03A-50-20	CETOP 5 MODULAR CHECK VALVE C/P 3.5BAR ON A	£50.48	€ 68.15
FFC-03B-05-20	CETOP 5 MODULAR CHECK VALVE C/P 0.35BAR ON B	£50.48	€ 68.15
FFC-03B-50-20	CETOP 5 MODULAR CHECK VALVE C/P 3.5BAR ON B	£50.48	€ 68.15
FFC-03T-05-20	CETOP 5 MODULAR CHECK VALVE C/P 0.35BAR ON T	£50.48	€ 68.15
FFC-03T-50-20	CETOP 5 MODULAR CHECK VALVE C/P 3.5BAR ON T	£50.48	€ 68.15

## FLOWFIT CETOP 5 NG10 MODULAR PILOT OPERATED CHECK VALVE

www.flowfitonline.com  
TECH. DATA SHEET  
**FCV23**



The Flowfit modular pilot operated (P/O) check valve allows free flow in one direction and pilot pressure allows flow in the opposite direction.

Flowfit pilot operated check valves are available for the A or B ports individually, or the A and B ports combined. They can be specified with a cracking pressure of 0.35bar or 3.5bar depending on the system requirements

### SPECIFICATION

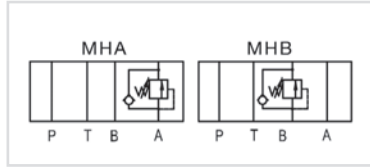
**Nominal Size:** NG10  
**Maximum Flow Rate:** 70 l/min  
**Maximum Pressure:** 250 Bar  
**Seal Material:**- NBR  
**Max Fluid Temperature:** -20° to 70°C  
**Oil Viscosity:** -2.8 to 380 mm2/s  
**Weight:** 2.6kg

PRODUCT REFERENCE	DESCRIPTION	NETT. PRIC	
		£ STERLING	€ EUROS
FFPCV-03A-05-20	CETOP 5 MODULAR P/O CHECK VALVE C/P 0.35BAR ON A	£77.90	€ 105.16
FFPCV-03A-50-20	CETOP 5 MODULAR P/O CHECK VALVE C/P 3.5BAR ON A	£77.90	€ 105.16
FFPCV-03B-05-20	CETOP 5 MODULAR P/O CHECK VALVE C/P 0.35BAR ON B	£77.90	€ 105.16
FFPCV-03B-50-20	CETOP 5 MODULAR P/O CHECK VALVE C/P 3.5BAR ON B	£77.90	€ 105.16
FFPCV-03V-05-20	CETOP 5 MODULAR P/O CHECK VALVE C/P 0.35BAR ON A & B	£95.93	€ 129.50
FFPCV-03V-50-20	CETOP 5 MODULAR P/O CHECK VALVE C/P 3.5BAR ON A & B	£95.93	€ 129.50



## FLOWFIT CETOP 5 COUNTER BALANCE VALVE

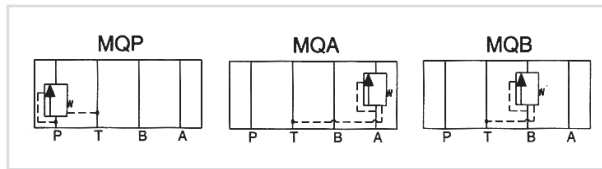
www.flowfitonline.com  
TECH. DATA SHEET  
**FCV24**



CODE	NETT. PRICE	
	£ STERLING	€ EUROS
MHA-03-★	£132.25	€ 178.53
MHB-03-★	£132.25	€ 178.53
Pressure Ranges B = 8 - 70 Bar, H = 20 - 250 Bar		
Max. Flow 03 = 80 l/m • ★ = Pressure Range		

## FLOWFIT CETOP 5 SEQUENCE VALVES

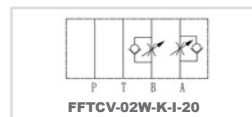
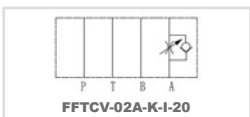
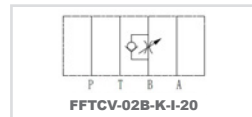
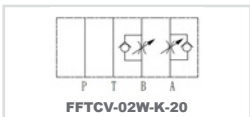
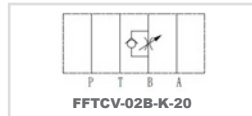
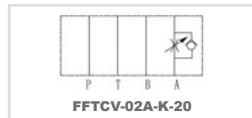
www.flowfitonline.com  
TECH. DATA SHEET  
**FCV25**



CODE	DESCRIPTION	NETT. PRICE	
		£ STERLING	€ EUROS
MQP-03-★	CETOP 5 SEQUENCE VALVE ON P PORT	£173.59	€ 234.34
MQA-03-★	CETOP 5 SEQUENCE VALVE ON A PORT	£173.59	€ 234.34
MQB-03-★	CETOP 5 SEQUENCE VALVE ON B PORT	£173.59	€ 234.34
Pressure Ranges B = 8 - 70 Bar, C = 35 - 140 Bar, H = 105 - 250 Bar			
Max. Flow 03 = 80 l/m • ★ = Pressure Range			

## FLOWFIT CETOP 5 NG10 MODULAR FLOW CONTROL VALVE WITH CHECK

www.flowfitonline.com  
TECH. DATA SHEET  
**FCV26**



The Flowfit modular flow control valves regulate the flow of oil through the circuit in one direction whilst allowing free flow in the opposite direction using a check valve.

Two types of valve are available; the first meters the flow of oil into the circuit (allowing free flow out), while the second meters the flow out of the circuit (allowing free flow in).

Flow on the metered side can be adjusted using the plastic knob (standard on all modular flow control valves) but for added security, valves can also be supplied with an adjustment screw that can be locked once the desired flow has been set (Available upon request).

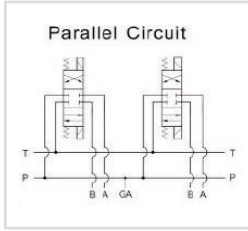
**SPECIFICATION**

- Nominal Size: NG6
- Maximum Flow Rate: 70 l/min
- Maximum Pressure: 250 Bar
- Seal Material: - NBR
- Max Fluid Temperature: -20° to 70°C
- Oil Viscosity: -2.8 to 380 mm<sup>2</sup>/s
- Weight: A, B 2.6kg  
W 2.8kg
- Manual Adjustment: Standard on all valves

PRODUCT REFERENCE	DESCRIPTION	NETT. PRICE	
		£ STERLING	€ EUROS
FFTCV-03A-K-20	CETOP 5 MODULAR FLOW CONTROL VALVE MTR OUT ON A PORT	£55.89	€ 75.45
FFTCV-03A-K-1-20	CETOP 5 MODULAR LFLOW CONTROL VALVE MTR IN ON A PORT	£55.89	€ 75.45
FFTCV-03B-K-20	CETOP 5 MODULAR FLOW CONTROL VALVE MTR OUT ON B PORT	£55.89	€ 75.45
FFTCV-03B-K-1-20	CETOP 5 MODULAR LFLOW CONTROL VALVE MTR IN ON B PORT	£55.89	€ 75.45
FFTCV-03W-K-20	CETOP 5 MODULAR FLOW CONTROL VALVE MTR OUT ON A & B PORT	£59.50	€ 80.33
FFTCV-03W-K-1-20	CETOP 5 MODULAR LFLOW CONTROL VALVE MTR IN ON A & B PORT	£59.50	€ 80.33

## FLOWFIT CETOP 5 NG10 STEEL PARALLEL CIRCUIT MANIFOLD

www.flowfitonline.com  
TECH. DATA SHEET  
**FCV27**



The Flowfit CETOP 5 parallel circuit manifold is precision machined from a mild steel block with sizes of 1/2" BSP for A & B ports and 3/4" BSP for P & T ports.

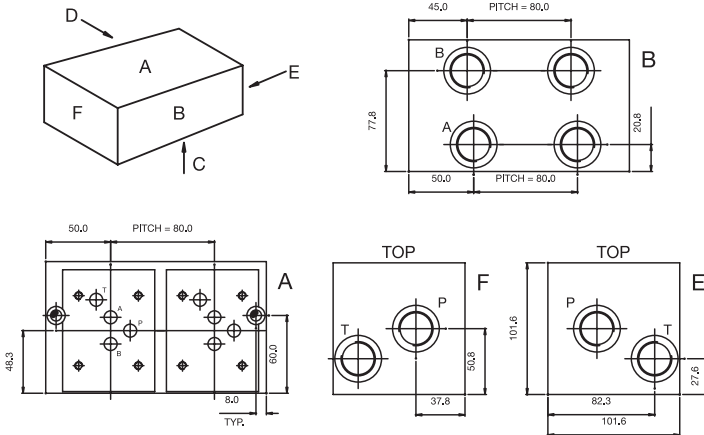
Flowfit manifolds are available from 1 to 10 stations with a 1/4" BSP Gauge port machined as standard on the 2 station and above (not available on the 1 station manifold).

PRODUCT REFERENCE	DESCRIPTION	NETT. PRICE	
		£ STERLING	€ EUROS
MD-05P-1-G	CETOP 5 1 STATION STEEL MANIFOLD NO RV CAVITY	£39.67	€ 53.55
MD-05P-2-G	CETOP 5 2 STATION STEEL MANIFOLD NO RV CAVITY	£79.34	€ 107.11
MD-05P-3-G	CETOP 5 3 STATION STEEL MANIFOLD NO RV CAVITY	£122.61	€ 165.52
MD-05P-4-G	CETOP 5 4 STATION STEEL MANIFOLD NO RV CAVITY	£164.08	€ 221.51
MD-05P-5-G	CETOP 5 5 STATION STEEL MANIFOLD NO RV CAVITY	£205.55	€ 277.49
MD-05P-6-G	CETOP 5 6 STATION STEEL MANIFOLD NO RV CAVITY	£250.62	€ 338.34
MD-05P-7-G	CETOP 5 7 STATION STEEL MANIFOLD NO RV CAVITY	£295.70	€ 399.20
MD-05P-8-G	CETOP 5 8 STATION STEEL MANIFOLD NO RV CAVITY	£342.58	€ 462.49
MD-05P-9-G	CETOP 5 9 STATION STEEL MANIFOLD NO RV CAVITY	£387.66	€ 523.34
MD-05P-10-G	CETOP 5 10 STATION STEEL MANIFOLD NO RV CAVITY	£434.54	€ 586.63

## FLOWFIT SIDE ENTRY CETOP 5



www.flowfitonline.com  
TECH. DATA SHEET  
**FCV28**



### ORDERING CODE INFORMATION

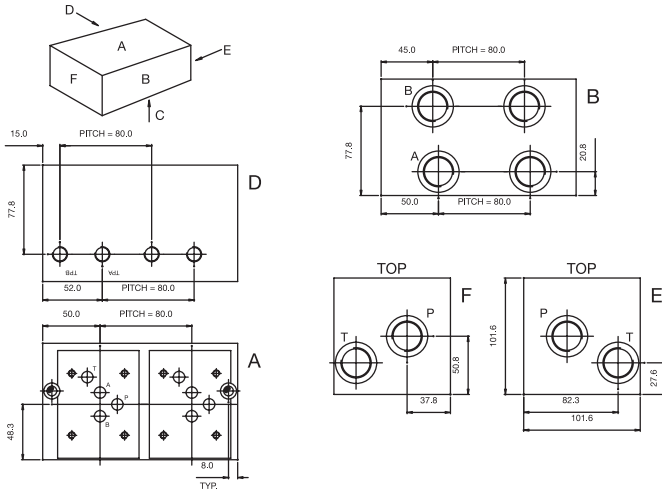
- Steel** Code No. 205171/★  
Alum. Alloy Available on request  
★ = Number of stations
- Material** Steel  
Alum. Alloy
- Working Pressure** Steel 315 Bar  
Alum. Alloy 250 Bar
- 'A' and 'B' Ports** 3/4" BSP
- 'P' and 'T' Ports** 3/4" BSP
- Valve Fixings** M6 x 12  
Full Thread
- Manifold Fixings** 8.5 Dia Through  
C'Bore 11 Dia x 9 dp
- Pitch** 80.0mm

SIDE ENTRY • CETOP 5					
ORDER CODE	NUMBER OF STATIONS	OVERALL LENGTH	OVERALL WEIGHT	PRICE	
				£ STERLING	€ EUROS
205171/1	ONE	90.0	7.0 Kgs	£120.92	€ 163.24
205171/2	TWO	170.0	12.5 Kgs	£165.65	€ 223.62
205171/3	THREE	250.0	18.0 Kgs	£219.21	€ 295.93
205171/4	FOUR	330.0	24.0 Kgs	£282.68	€ 381.62
205171/5	FIVE	410.0	30.0 Kgs	£347.48	€ 469.09
205171/6	SIX	490.0	36.0 Kgs	£420.99	€ 568.33

# FLOWFIT SIDE ENTRY TEST POINT CETOP 5



www.flowfitonline.com  
TECH. DATA SHEET  
**FCV29**



### ORDERING CODE INFORMATION

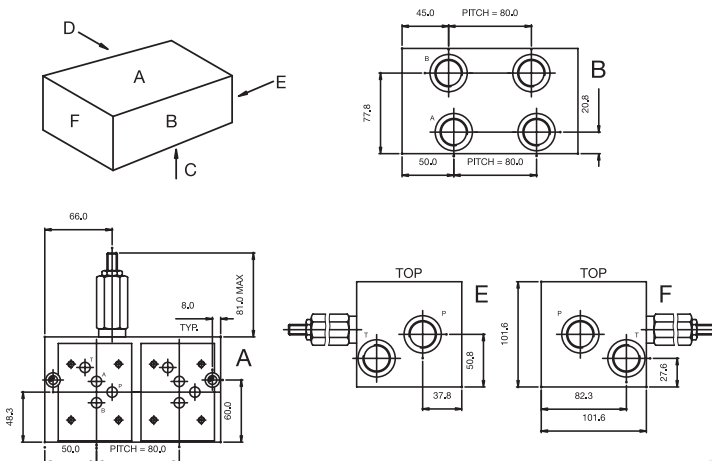
- Steel** Code No. 225171/★  
Alum. Alloy Available on request  
★ = Number of stations
- Material** Steel  
Alum. Alloy
- Working Pressure** Steel 315 Bar  
Alum. Alloy 250 Bar
- 'A' and 'B' Ports** 3/4" BSP  
**'P' and 'T' Ports** 3/4" BSP
- Test Points** 1/4" BSP
- Valve Fixings** M6 x 12 Full Thread
- Manifold Fixings** 8.5 Dia Through C'Bore 11 Dia x 9 dp
- Pitch** 80.0mm

SIDE ENTRY TEST POINT • CETOP 5					
ORDER CODE	NUMBER OF STATIONS	OVERALL LENGTH	OVERALL WEIGHT	NETT. PRICE	
				£ STERLING	€ EUROS
225171/1	ONE	90.0	7.0 Kgs	£167.96	€ 226.74
225171/2	TWO	170.0	12.5 Kgs	£259.65	€ 350.53
225171/3	THREE	250.0	18.0 Kgs	£362.92	€ 489.94
225171/4	FOUR	330.0	24.0 Kgs	£473.75	€ 639.56
225171/5	FIVE	410.0	30.0 Kgs	£584.64	€ 789.26
225171/6	SIX	490.0	36.0 Kgs	£707.18	€ 954.69

# FLOWFIT SIDE ENTRY RELIEF VALVE CETOP 5



www.flowfitonline.com  
TECH. DATA SHEET  
**FCV30**



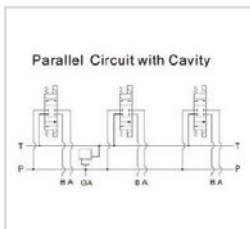
### ORDERING CODE INFORMATION

- Steel** Code No. 215171/★  
Alum. Alloy Available on request  
★ = Number of stations
- Material** Steel  
Alum. Alloy
- Working Pressure** Steel 315 Bar  
Alum. Alloy 250 Bar
- 'A' and 'B' Ports** 3/4" BSP  
**'P' and 'T' Ports** 3/4" BSP
- Valve Fixings** M6 x 12 Full Thread
- Manifold Fixings** 8.5 Dia Through C'Bore 11 Dia x 9 dp
- Adjustable Press.** 5 to 420 Bar Range
- Pitch** 80.0mm

SIDE ENTRY RELIEF VALVE • CETOP 5					
ORDER CODE	NUMBER OF STATIONS	OVERALL LENGTH	OVERALL WEIGHT	NETT. PRICE	
				£ STERLING	€ EUROS
215171/1	ONE	90.0	7.0 Kgs	£326.07	€ 440.19
215171/2	TWO	170.0	12.5 Kgs	£349.57	€ 471.91
215171/3	THREE	250.0	18.0 Kgs	£400.60	€ 540.80
215171/4	FOUR	330.0	24.0 Kgs	£460.82	€ 622.11
215171/5	FIVE	410.0	30.0 Kgs	£521.05	€ 703.42
215171/6	SIX	490.0	36.0 Kgs	£590.31	€ 796.92

## FLOWFIT CETOP 5 NG10 STEEL PARALLEL CIRCUIT MANIFOLD WITH RELIEF VALVE CAVITY

www.flowfitonline.com  
TECH. DATA SHEET  
**FCV31**



The Flowfit CETOP 5 parallel circuit manifold is precision machined from a steel block with sizes of 3/8" BSP for A & B ports and 1/2" BSP for P & T ports. The manifold also comes with a machined port for a relief valve (available separately).

Flowfit manifolds are available from 1 to 10 stations with a 1/4" BSP Gauge port machined as standard on the 2 station and above (not available on the 1 station manifold).

PRODUCT REFERENCE	DESCRIPTION	NETT. PRICE	
		£ STERLING	€ EUROS
MD-05P-1-G-M32	CETOP 5 1 STATION STEEL MANIFOLD WITH RV CAVITY	£73.46	€ 99.17
MD-05P-2-G-M32	CETOP 5 2 STATION STEEL MANIFOLD WITH RV CAVITY	£98.88	€ 133.49
MD-05P-3-G-M32	CETOP 5 3 STATION STEEL MANIFOLD WITH RV CAVITY	£140.39	€ 189.52
MD-05P-4-G-M32	CETOP 5 4 STATION STEEL MANIFOLD WITH RV CAVITY	£182.83	€ 246.82
MD-05P-5-G-M32	CETOP 5 5 STATION STEEL MANIFOLD WITH RV CAVITY	£226.20	€ 305.37
MD-05P-6-G-M32	CETOP 5 6 STATION STEEL MANIFOLD WITH RV CAVITY	£270.50	€ 365.18
MD-05P-7-G-M32	CETOP 5 7 STATION STEEL MANIFOLD WITH RV CAVITY	£315.76	€ 426.27
MD-05P-8-G-M32	CETOP 5 8 STATION STEEL MANIFOLD WITH RV CAVITY	£361.92	€ 488.60
MD-05P-9-G-M32	CETOP 5 9 STATION STEEL MANIFOLD WITH RV CAVITY	£409.03	€ 552.19
MD-05P-10-G-M32	CETOP 5 10 STATION STEEL MANIFOLD WITH RV CAVITY	£457.07	€ 617.04
VC1200/400	CETOP 5 RELIEF VALVE CARTRIDGE ONLY	£37.37	€ 50.45

**NOTE**  
VC1200/400 Cetop 5 Relief Valve Cartridge needs to be purchased when ordering 'Cetop 5 NG10 Steel Parallel Circuit Manifold with Relief Valve Cavity'.

## FLOWFIT CETOP 5 NG10 STEEL SUBPLATE WITH SIDE PORTS

www.flowfitonline.com  
TECH. DATA SHEET  
**FCV32**



The Flowfit CETOP 5 subplate is machined from steel and comes with 1/2" BSP side ports.



PRODUCT REFERENCE	DESCRIPTION	NETT. PRICE	
		£ STERLING	€ EUROS
D-05-SP-S-8G	CETOP 5 SUBPLATE SIDE ENTRY 1/2" BSPP PORTED	£24.05	€ 32.46

## FLOWFIT CETOP 5 NG10 STEEL SUBPLATE WITH BASE PORTS

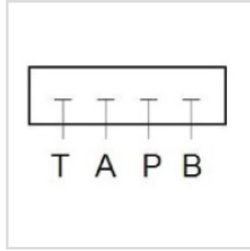
www.flowfitonline.com  
TECH. DATA SHEET  
**FCV33**



The Flowfit CETOP 5 subplate is machined from steel and comes with 1/2" BSP base ports.

PRODUCT REFERENCE	DESCRIPTION	NETT. PRICE	
		£ STERLING	€ EUROS
D-05-SP-B-8G	CETOP 5 SUBPLATE BASE ENTRY 1/2" BSPP PORTED	£24.05	€ 32.46
DSGM-03-04-2B25-BSPP	CETOP 5 SUBPLATE BASE ENTRY 1/2" BSP P+T, A + B SIDE	£51.03	€ 68.89

# FLOWFIT CETOP 5 NG10 STEEL COVER PLATE




The Flowfit steel cover plate replaces a CETOP 5 solenoid valve on the steel manifold, providing a pressure blank to enable the remaining stations to operate.

www.flowfitonline.com  
TECH. DATA SHEET  
**FCV34**

PRODUCT REFERENCE	DESCRIPTION	NETT. PRICE	
		£ STERLING	€ EUROS
D-05-CP-G	CETOP 5 COVER PLATE	£8.83	€ 11.92

# FLOWFIT CETOP 7 NG16 SOLENOID PILOT OPERATED DIRECTIONAL CONTROL VALVES

www.flowfitonline.com  
TECH. DATA SHEET  
**FCV35**



Flowfit offer a large range of solenoid pilot operated directional control valves.

The spool is controlled to shift flow direction of system by piloted pressure sent from a NG6/Cetop 3 solenoid directional control valve mounted on top of the main valve. This NG6/Cetop 3 valve is a double acting spool type 3C4.

This Cetop 3 valve solenoid controls the pilot flow on the main deck valve which will then control higher pressures and larger flows.

**SPECIFICATION**

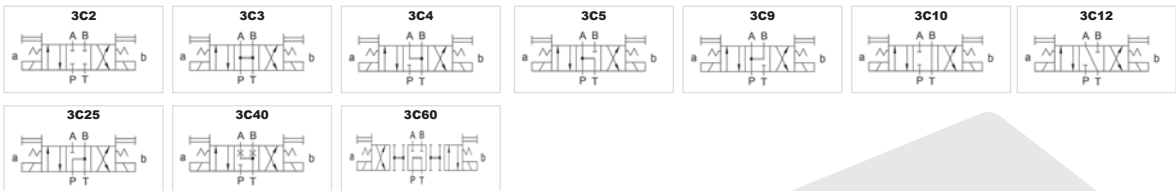
- Nominal Size: NG6 Cetop 7
- Rated Flow: 200 l/min
- Max Flow: 300 l/min
- Max Operating Pressure: 250 Bar
- Max Pressure A, B, P Port: 315 Bar
- Min Pilot Pressure: 8 Bar
- Max Pilot Pressure: 210 Bar
- Max Operating Frequency: 120 CPM
- Weight: 8.8kg
- Max Working Pressure 'T' Port External Drain: 250 Bar
- Max Working Pressure 'T' Port Internal Drain: 160 Bar DC
- Max Working Pressure 'Y' Port External Drain: 100 Bar AC
- Max Working Pressure 'Y' Port Internal Drain: 160 Bar DC
- Max Working Pressure 'Y' Port External Drain: 100 Bar AC

THESE VALVES ARE THE BOTTOM DECK ONLY

PART NUMBER	NETT. PRICE		PART NUMBER	NETT. PRICE	
	£ STERLING	€ EUROS		£ STERLING	€ EUROS
04-2B3B	£191.15	€ 258.05	04-2B2	£191.15	€ 258.05
04-3C2	£191.15	€ 258.05	04-3C40	£191.15	€ 258.05
04-3C3	£191.15	€ 258.05	04-3C5	£191.15	€ 258.05
04-3C4	£191.15	€ 258.05	04-3C60	£191.15	€ 258.05
04-3C6	£191.15	€ 258.05	04-3C6	£191.15	€ 258.05
			04-3C10	£191.15	€ 258.05
			04-3C12	£191.15	€ 258.05
			04-3C25	£191.15	€ 258.05

2B= 2 POSITION VALVE. 3C= 3 POSITION VALVE

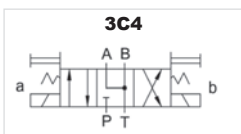
Standard spool configurations available for all valves spring centred 3 position



Standard spool configurations available for all valves spring offset 2 position



**FOR ALL OTHER SPOOL TYPES  
PLEASE CONTACT THE FLOWFIT SALES TEAM.**



Flowfit Cetop 3/NG6 series hydraulic operated directional valve used to change direction of hydraulic oil by moving in main spool when the valve receives a hydraulic signal from the pilot hydraulic oil.

PART NUMBER	VOLTAGE	NETT. PRICE	
		£ STERLING	€ EUROS
F5-02-3C4-D1	12 VDC	£46.88	€ 63.29
F5-02-3C4-D2	24 VDC	£46.88	€ 63.29
F5-02-3C4-A1	110 VAC	£46.88	€ 63.29
F5-02-3C4-A2	240 VAC	£46.88	€ 63.29

## FLOWFIT CETOP 7 SUBPLATE

www.flowfitonline.com  
TECH. DATA SHEET  
**FCV36**



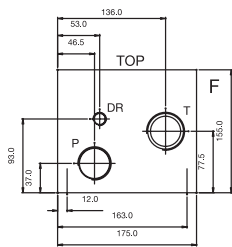
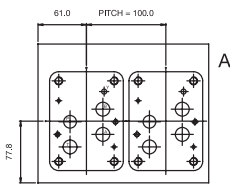
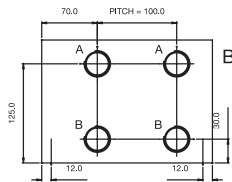
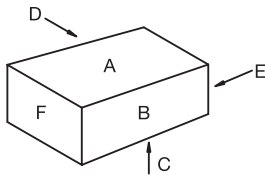
Bottom ported or side ported 3/4" BSP Ports

CODE	DESCRIPTION	PRICE	
		£ STERLING	€ EUROS
DSGM-04-06-B4-BSP	CETOP 7, 3/4" BSP PORTS IN BOTTOM	£87.83	€ 118.57
DSGM-04-06-S4-BSP	CETOP 7, 3/4" BSP SIDE PORTS	£87.83	€ 118.57

## FLOWFIT SIDE ENTRY CETOP 7



www.flowfitonline.com  
TECH. DATA SHEET  
**FCV37**



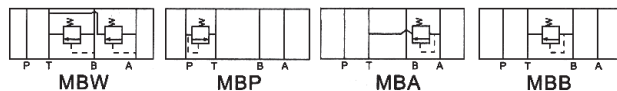
### ORDERING CODE INFORMATION

- Steel** Code No. 705161/★  
Available on request  
★ = Number of stations
- Material** Steel  
Alum. Alloy
- Working Pressure** Steel 315 Bar
- 'A' and 'B' Ports** 1" BSP
- 'P' and 'T' Ports** 1" BSP
- 'DR' Port** 3/8" BSP Through
- Valve Fixings** M10 x 16 Full Thread  
M6 x 12 Full Thread
- Manifold Fixings Pitch** M12 x 20 Deep 100.0mm

SIDE ENTRY • CETOP 7					NETT. PRICE	
ORDER CODE	NUMBER OF STATIONS	OVERALL LENGTH	OVERALL WEIGHT	NETT. PRICE		
				£ STERLING	€ EUROS	
705161/1	ONE	115.0	21.0 Kgs	£604.91	€ 816.62	
705161/2	TWO	215.0	38.0 Kgs	£998.16	€ 1,347.52	
705161/3	THREE	315.0	47.0 Kgs	£1,480.44	€ 1,998.59	

## FLOWFIT CETOP 7 RELIEF VALVES

www.flowfitonline.com  
TECH. DATA SHEET  
**FCV38**



CODE	NETT. PRICE	
	£ STERLING	€ EUROS
MBW-04-★	£287.23	€ 387.76
MBP-04-H	£287.23	€ 387.76
MBA-04-★	£287.23	€ 387.76
MBB-04-★	£287.23	€ 387.76

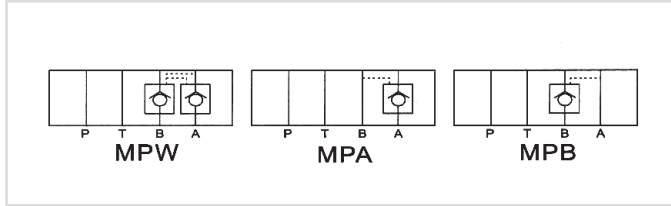
Pressure Ranges B = 7 - 70 Bar, C = 35 - 140 Bar, H = 70 - 250 Bar

Max. Flow 06 = 200 l/m • ★ = Pressure Range



## FLOWFIT CETOP 7 PRESSURE REDUCING VALVES

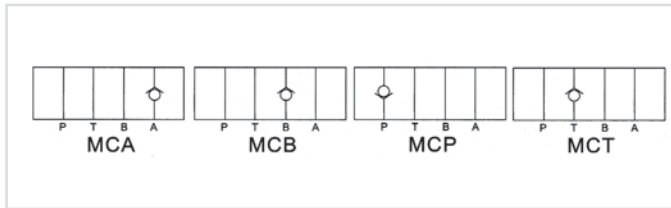

www.flowfitonline.com  
TECH. DATA SHEET  
**FCV39**



CODE	NETT. PRICE	
	£ STERLING	€ EUROS
MRP-04-★	£574.47	€ 775.53
MRA-04-★	£574.47	€ 775.53
MRB-04-★	£574.47	€ 775.53
Pressure Ranges A = 3 - 35 Bar, B = 8 - 70 Bar, C = 8 - 140 Bar, H = 70 - 250 Bar		
Max. Flow 06 = 200 l/m • ★ = Pressure Range		

## FLOWFIT CETOP 7 CHECK VALVES

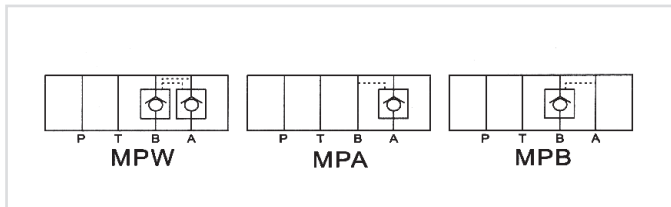
www.flowfitonline.com  
TECH. DATA SHEET  
**FCV40**



CODE	MAX OPERATING PRESSURE	NETT. PRICE	
		£ STERLING	€ EUROS
MCP-04-★	250 BAR	£215.94	€ 291.52
Cracking Pressure A = 0.5 Bar, B = 3.5 Bar			
Max. Flow 04 = 200 l/m • ★ = Cracking Pressure			

## FLOWFIT CETOP 7 PILOT OPERATED CHECK VALVES

www.flowfitonline.com  
TECH. DATA SHEET  
**FCV41**



CODE	MAX OPERATING PRESSURE	NETT. PRICE	
		£ STERLING	€ EUROS
MPA-04-★	250 BAR	£258.30	€ 348.71
MPB-04-★	250 BAR	£258.30	€ 348.71
MPW-04-★	250 BAR	£307.90	€ 415.67
Cracking Pressure A = 0.5 Bar, B = 3.5 Bar			
Max. Flow 04 = 200 l/m • ★ = Cracking Pressure			

## FLOWFIT CETOP 7 COUNTER BALANCE VALVE

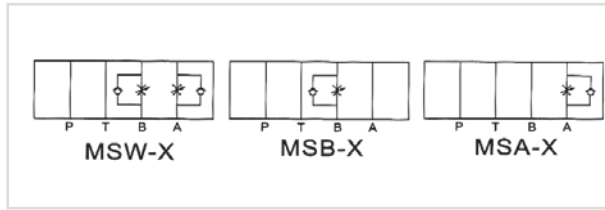
www.flowfitonline.com  
TECH. DATA SHEET  
**FCV42**



CODE	MAX OPERATING PRESSURE	NETT. PRICE	
		£ STERLING	€ EUROS
MHA-04-★	250 BAR	£316.79	€ 427.67
MHB-04-★	250 BAR	£316.79	€ 427.67
Pressure Range B = 8-70 Bar, C = 20-250 Bar			
Max. Flow 04 = 200 l/m • ★ = Cracking Pressure			

## FLOWFIT CETOP 7 FLOW CONTROL C/W CHECK VALVE


www.flowfitonline.com  
TECH. DATA SHEET  
**FCV43**



CODE	MAX OPERATING PRESSURE	NETT. PRICE	
		£ STERLING	€ EUROS
MSA-04-★	250 BAR	£284.13	€ 383.58
MSB-04-★	250 BAR	£284.13	€ 383.58
MSW-04-H	250 BAR	£307.90	€ 415.67
Metering X = Meter Out, Y = Meter In			
Max. Flow 04 = 200 l/m • ★ = Metering In or Out			

# FLOWFIT CETOP 8 NG25 SOLENOID PILOT OPERATED DIRECTIONAL CONTROL VALVES

www.flowfitonline.com  
TECH. DATA SHEET  
**FCV44**



Flowfit offer a large range of solenoid pilot operated directional control valves.

The spool is controlled to shift flow direction of system by piloted pressure sent from a NG6/Cetop 3 solenoid directional control valve mounted on top of the main valve. This NG6/Cetop 3 valve is a double acting spool type 3C4.

This Cetop 3 valve solenoid controls the pilot flow on the main deck valve which will then control higher pressures and larger flows.

**SPECIFICATION**

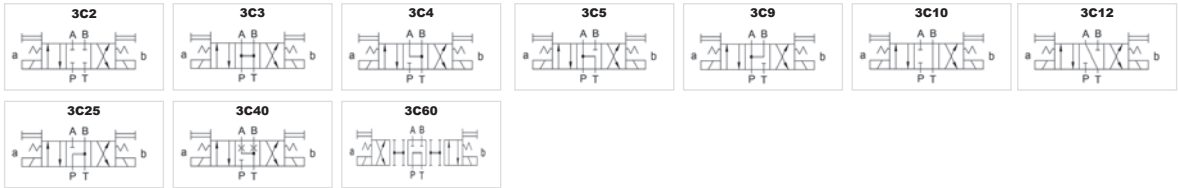
- Nominal Size:** NG25 Cetop 8
- Rated Flow:** 300 l/min
- Max Flow:** 500 l/min
- Max Operating Pressure:** 250 Bar
- Max Pressure A, B, P Port:** 315 Bar
- Min Pilot Pressure:** 8 Bar
- Max Pilot Pressure:** 210 Bar
- Max Operating Frequency:** 120 CPM
- Weight:** 13.7kg
- Max Working Pressure 'T' Port External Drain:** 250 BAR
- Max Working Pressure 'T' Port Internal Drain:** 160 Bar DC  
100 Bar AC
- Max Working Pressure 'Y' Port Internal Drain:** 160 Bar DC  
100 Bar AC

THESE VALVES ARE THE BOTTOM DECK ONLY

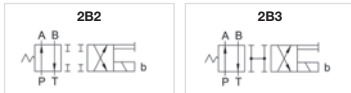
PART NUMBER	NETT. PRICE		PART NUMBER	NETT. PRICE	
	£ STERLING	€ EUROS		£ STERLING	€ EUROS
06-2B3B	£233.38	€ 315.06	06-2B2	£233.38	€ 315.06
06-3C2	£233.38	€ 315.06	06-3C40	£221.13	€ 298.53
06-3C3	£233.38	€ 315.06	06-3C5	£233.38	€ 315.06
06-3C4	£233.38	€ 315.06	06-3C60	£221.13	€ 298.53
06-3CG	£233.38	€ 315.06	06-3C9	£233.38	€ 315.06
			06-3C10	£221.13	€ 298.53
			06-3C12	£221.13	€ 298.53
			06-3C25	£221.13	€ 298.53

2B= 2 POSITION VALVE. 3C= 3 POSITION VALVE

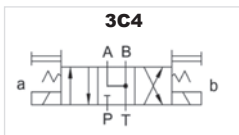
Standard spool configurations available for all valves spring centred 3 position



Standard spool configurations available for all valves spring offset 2 position



**FOR ALL OTHER SPOOL TYPES  
PLEASE CONTACT THE FLOWFIT SALES TEAM.**



Flowfit Cetop 3/NG6 series hydraulic operated directional valve used to change direction of hydraulic oil by moving in main spool when the valve receives a hydraulic signal from the pilot hydraulic oil.

PART NUMBER	VOLTAGE	NETT. PRICE	
		£ STERLING	€ EUROS
F5-02-3C4-D1	12 VDC	£46.88	€ 63.29
F5-02-3C4-D2	24 VDC	£46.88	€ 63.29
F5-02-3C4-A1	110 VAC	£46.88	€ 63.29
F5-02-3C4-A2	240 VAC	£46.88	€ 63.29

## FLOWFIT CETOP 8 SUBPLATE



Bottom ported or side ported 3/4" BSPP Ports

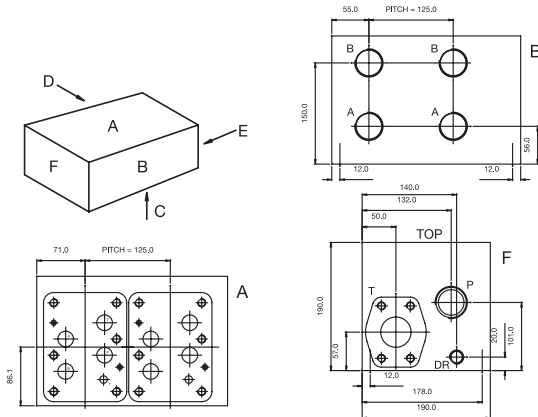
www.flowfitonline.com  
TECH. DATA SHEET  
**FCV45**

CODE	DESCRIPTION	PRICE	
		£ STERLING	€ EUROS
DSGM-06-06-B4-BSPP	CETOP 8, 3/4" BSP PORTS IN BOTTOM	£130.19	€ 175.76
DSGM-06-06-S4-BSPP	CETOP 8, 3/4" BSP SIDE PORTS	£130.19	€ 175.76

## FLOWFIT SIDE ENTRY CETOP 8



www.flowfitonline.com  
TECH. DATA SHEET  
**FCV46**



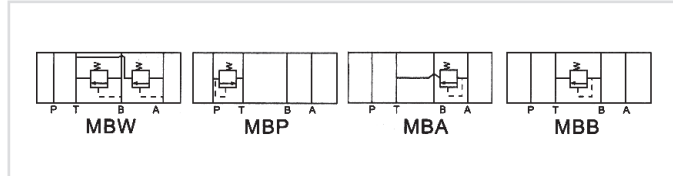
### ORDERING CODE INFORMATION

- Steel** Code No. 805161/★  
Available on request  
★ = Number of stations
- Material** Steel
- Working Pressure** Steel 315 Bar
- 'A' and 'B' Ports** 1 1/4" BSP
- 'P' Port** 1 1/2" BSP Through
- T' Port** 2" SAE 3000 Flange Through
- DR' Port** 1/2" BSP Through
- Valve Fixings** M12 x 20  
Full Thread
- Manifold Fixings** M12 x 20 Deep  
Full Thread
- Pitch** 125.0mm

SIDE ENTRY • CETOP 8				
ORDER CODE	NUMBER OF STATIONS	OVERALL LENGTH	OVERALL WEIGHT	NETT. PRICE
				£ STERLING € EUROS
805161/1	ONE	155.0	21.0 Kgs	£849.98 € 1,147.47
805161/2	TWO	280.0	38.0 Kgs	£1,436.95 € 1,939.88

## FLOWFIT CETOP 8 RELIEF VALVES

www.flowfitonline.com  
TECH. DATA SHEET  
**FCV47**



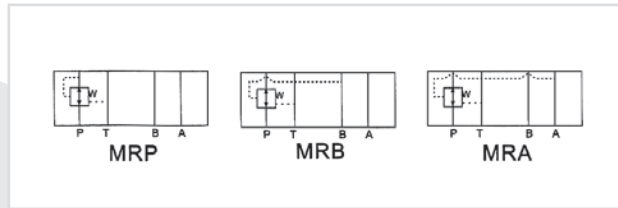
CODE	NETT. PRICE
	£ STERLING € EUROS
MBP-06-★	£403.50 € 544.73
MBA-06-★	£403.50 € 544.73
MBB-06-★	£403.50 € 544.73
MBW-06-★	£403.50 € 544.73

Pressure Ranges B = 7 - 70 Bar, C = 35 - 140 Bar, H = 70 - 250 Bar

Max. Flow 08 = 200 l/m • ★ = Pressure Range

## FLOWFIT CETOP 8 PRESSURE REDUCING VALVES

www.flowfitonline.com  
TECH. DATA SHEET  
**FCV48**



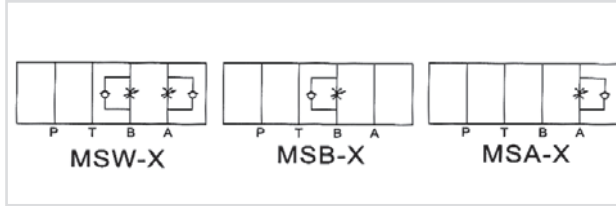
CODE	NETT. PRICE
	£ STERLING € EUROS
MRP-06-H	£359.56 € 402.67
MRA-06-★	£359.56 € 402.67
MRB-06-★	£359.56 € 402.67

Pressure Ranges A = 3 - 35 Bar, B = 8 - 70, C = 8 - 140 Bar, H = 70 - 250 Bar

Max. Flow 08 = 200 l/m • ★ = Pressure Range

## FLOWFIT CETOP 8 FLOW CONTROL C/W CHECK VALVE

www.flowfitonline.com  
TECH. DATA SHEET  
**FCV49**

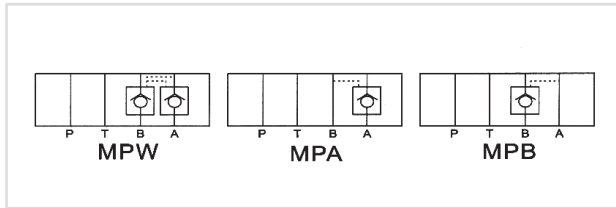


CODE	NETT. PRICE	
	£ STERLING	€ EUROS
MSA-06-★	£288.22	€ 389.10
MSB-06-★	£288.22	€ 389.10
MSW-06-Y	£345.87	€ 466.92

Metering X = Meter Out, Y = Meter In  
Max. Flow 06 = 200 l/m • ★ = Metering In or Out

## FLOWFIT CETOP 8 PILOT OPERATED CHECK VALVES

www.flowfitonline.com  
TECH. DATA SHEET  
**FCV50**

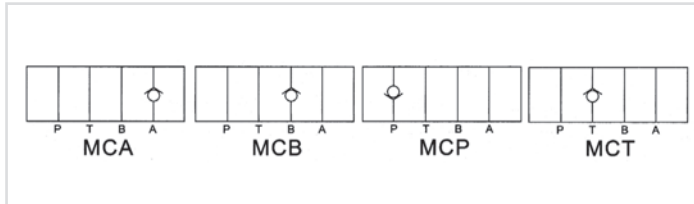



CODE	NETT. PRICE	
	£ STERLING	€ EUROS
MPA-06-★	£403.50	€ 544.73
MPB-06-★	£403.50	€ 544.73
MPW-06-A	£345.87	€ 466.92

A = 0.5 Bar, B = 3.5 Bar, C = 4.6 Bar  
06 = 200 l/m • ★ = Cracking Pressure

## FLOWFIT CETOP 8 CHECK VALVES

www.flowfitonline.com  
TECH. DATA SHEET  
**FCV51**

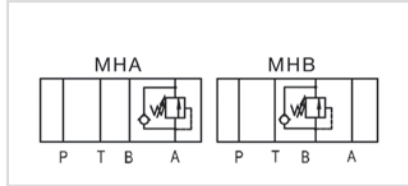


CODE	NETT. PRICE	
	£ STERLING	€ EUROS
MCP-06-★	£222.70	€ 300.65
MCA-06-★	£222.69	€ 300.63
MCB-06-★	£222.74	€ 300.70
MCT-06-★	£222.69	€ 300.63

Cracking Pressure A = 0.5 Bar, B = 3.5 Bar, C = 4.6 Bar  
Max. Flow 06 = 200 l/m • H = Cracking Pressure

## FLOWFIT CETOP 8 COUNTER BALANCE VALVE

www.flowfitonline.com  
TECH. DATA SHEET  
**FCV52**



CODE	MAX OPERATING PRESSURE	NETT. PRICE	
		£ STERLING	€ EUROS
MHA-06-★	250 BAR	£433.95	€ 585.83
MHB-06-★	250 BAR	£433.95	€ 585.83
Pressure Range B = 8-70 Bar, C = 20-250 Bar			
Max. Flow 06 = 200 l/m • ★ = Cracking Pressure			

## FLOWFIT CETOP 10 NG32 SOLENOID PILOT OPERATED DIRECTIONAL CONTROL VALVES

www.flowfitonline.com  
TECH. DATA SHEET  
**FCV53**



Flowfit offer a large range of solenoid pilot operated directional control valves.

The spool is controlled to shift flow direction of system by piloted pressure sent from a NG6/Cetop 3 solenoid directional control valve mounted on top of the main valve. This NG6/Cetop 3 valve is a double acting spool type 3C4.

This Cetop 3 valve solenoid controls the pilot flow on the main deck valve which will then control higher pressures and larger flows.

### SPECIFICATION

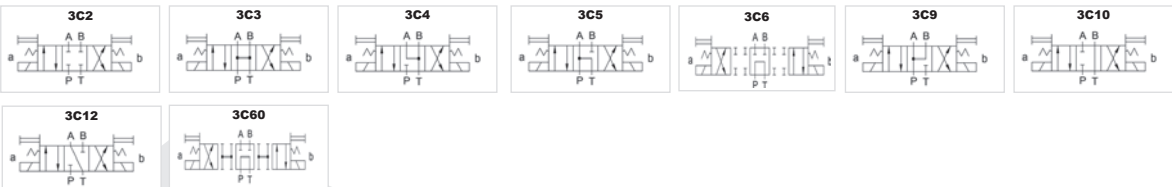
Nominal Size: NG32 Cetop 10  
 Rated Flow: 500 l/min  
 Max Flow: 1000 l/min  
 Max Operating Pressure: 250 Bar  
 Max Pressure A, B, P Port: 315 Bar  
 Min Pilot Pressure: 8 Bar  
 Max Pilot Pressure: 210 Bar  
 Max Operating Frequency: 120 CPM  
 Weight: 45.3kg  
 Max Working Pressure 'T' Port External Drain: 250 Bar  
 Max Working Pressure 'T' Port Internal Drain: 160 Bar DC  
 100 Bar AC  
 Max Working Pressure 'Y' Port External Drain: 160 Bar DC  
 100 Bar AC

THESE VALVES ARE THE BOTTOM DECK ONLY

PART NUMBER	NETT. PRICE		PART NUMBER	NETT. PRICE	
	£ STERLING	€ EUROS		£ STERLING	€ EUROS
10-2B3B	£663.39	€ 895.58	10-2B2	£917.49	€ 1,238.61
10-3C2	£917.49	€ 1,238.61	10-3C5	£663.39	€ 895.58
10-3C3	£917.49	€ 1,238.61	10-3C60	£663.39	€ 895.58
10-3C4	£917.49	€ 1,238.61	10-3C9	£917.49	€ 1,238.61
10-3C6	£917.49	€ 1,238.61	10-3C10	£663.39	€ 895.58
			10-3C12	£663.39	€ 895.58

2B= 2 POSITION VALVE. 3C= 3 POSITION VALVE

Standard spool configurations available for all valves spring centred 3 position

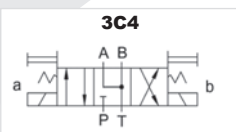


Standard spool configurations available for all valves spring offset 2 position

For 2 position Cetop Base decks the pilot valve must be a 2BZ spool on Page 19 & 24.



**FOR ALL OTHER SPOOL TYPES  
PLEASE CONTACT THE FLOWFIT SALES TEAM.**



Flowfit Cetop 3/NG6 series hydraulic operated directional valve used to change direction of hydraulic oil by moving in main spool when the valve receives a hydraulic signal from the pilot hydraulic oil.

PART NUMBER	VOLTAGE	NETT. PRICE	
		£ STERLING	€ EUROS
F5-02-3C4-D1	12 VDC	£46.88	€ 63.29
F5-02-3C4-D2	24 VDC	£46.88	€ 63.29
F5-02-3C4-A1	110 VAC	£46.88	€ 63.29
F5-02-3C4-A2	240 VAC	£46.88	€ 63.29



## FLOWFIT CETOP 10 SUBPLATE



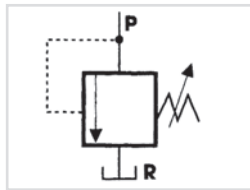
Bottom ported  
1 1/4" NPT Ports

www.flowfitonline.com  
TECH. DATA SHEET  
**FCV54**

CODE	DESCRIPTION	NETT. PRICE	
		£ STERLING	€ EUROS
DSGM-10-10-B4-NPT	CETOP 10, 1 1/4" NPT PORTS IN BOTTOM	£247.97	€ 334.76

## KOMPASS RELIEF VALVES

### KOMPASS DIRECT OPERATED RELIEF VALVE



DG-02 & DT-02 are direct operating relief valves.  
DG-01 & DT-01 are remote control type.

www.flowfitonline.com  
TECH. DATA SHEET  
**FCV55**

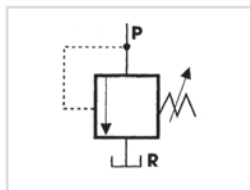
SUBPLATE MOUNTED	MAX FLOW L/MIN	MAX PRESSURE BAR	NETT. PRICE	
			£ STERLING	€ EUROS
DG-01-★	2	250	£36.16	€ 48.82
DG-02-★	16	250	£59.93	€ 80.91

THREADED PORTS IN LINE	MAX FLOW L/MIN	MAX PRESSURE BAR	PRICE	
			£ STERLING	€ EUROS
DT-01-H	2	250	£34.44	€ 46.49
DT-02-★	16	250	£57.07	€ 77.04

Pressure Ranges B = 10 - 70 Bar, C = 35 - 140 Bar, H = 70 - 250 Bar Max. Flow 01 = 2 l/m, 02 = 16 l/m • ★ = Pressure Range G = Subplate Mtd. T = Threaded Ports

### KOMPASS PILOT OPERATED RELIEF VALVE



This valve is able to pre-select max pressure of pump & control valves to prevent damage or overload.

- BG/BT Pilot Operated Relief Valve
- BHG/BHT Pilot Operated Relief Valve – Reinforced type
- SBG Pilot Operated Relief Valve – Low noise, smooth, stable operation

www.flowfitonline.com  
TECH. DATA SHEET  
**FCV56**

SUBPLATE MOUNTED	MAX FLOW L/MIN	MAX PRESSURE BAR	NETT. PRICE	
			£ STERLING	€ EUROS
BG-03-★	100	250	£97.13	€ 131.12
BG-06-★	200	250	£107.46	€ 145.07
BG-10-★	400	250	£204.57	€ 276.17
BHG-06-★	200	250	£107.46	€ 145.07
BHG-10-★	400	250	£245.91	€ 331.98
SBG-03-★	100	250	£121.92	€ 164.59
SBG-06-★	200	250	£136.37	€ 184.10
SBG-10-★	400	250	£369.88	€ 499.34

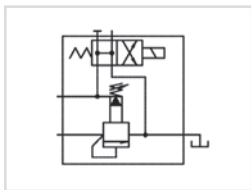
Subplate Sizes 03 = Cetop 6R, 06 = Cetop 8R, 10 = Cetop 10R

THREADED PORTS IN LINE	PORTS	MAX FLOW L/MIN	MAX PRESSURE BAR	PRICE	
				£ STERLING	€ EUROS
BT-03-H	3/8"	100	250	£72.33	€ 97.65
BT-06-H	3/4"	200	250	£92.99	€ 125.54
BT-10-H	1 1/4"	400	250	£194.24	€ 262.22
BHT-03-H	3/8"	100	250	£72.34	€ 97.66
BHT-06-H	3/4"	200	250	£101.25	€ 136.69
BHT-10-H	1 1/4"	400	250	£194.24	€ 262.22

Pressure Ranges B = 10 - 70 Bar, C = 35 - 140 Bar, H = 70 - 250 Bar Max. Flow 03 = 100 l/m, 06 = 200 l/m, 10 = 400 l/m • H = Pressure Range

## KOMPASS® SOLENOID CONTROLLED RELIEF VALVE

www.flowfitonline.com  
TECH. DATA SHEET  
**FCV57**



These valves incorporate combinations with solenoid directional control valves.

BSH Solenoid Control Pilot Operated Relief Valve

SBSG Solenoid Control Pilot Operated Relief Valve – Low noise, smooth, stable operation

SUBPLATE MOUNTED	MAX FLOW L/MIN	NETT. PRICE	
		£ STERLING	€ EUROS
BSG-03-★	100	£194.25	€ 217.54
BSG-06-★	200	£204.52	€ 229.04
BSG-10-★	400	£328.56	€ 367.96
SBSG-03-H	100	£292.40	€ 327.47
SBSG-10-H	400	£328.86	€ 443.96
SBSG-06-H	200	£302.74	€ 408.69

Subplate Sizes 03 = Cetop 6R, 06 = Cetop 8R, 10 = Cetop 10R

THREADED PORTS IN LINE	PORTS	MAX FLOW L/MIN	PRICE	
			£ STERLING	€ EUROS
BST-03-★	3/8"	100	£159.11	€ 214.80
BST-06-★	3/4"	200	£169.45	€ 228.76
BST-10-★	1 1/4"	400	£262.43	€ 354.28

Pressure Ranges B = 10 - 70 Bar, C = 35 - 140 Bar, H = 70 - 250 Bar Max. Flow 03 = 100 l/m, 06 = 200 l/m, 10 = 400 l/m • ★ = Pressure Range

BS	G	6	H	2B2	A2	5	D5	2P
SERIES NBR	TYPE OF CONNECTION	VALVE SIZE	PRESS. RANGE BAR	TYPE OF FUNCTION	SOLENOID TYPE	HERTZ	TERMINAL	CONTROLS
BS, BS	G=SUBPLATE	3	B = 10 - 70	For Venting Conditions See Below	A1=AC110V	5=50hz	D4=JIS	NONE=SINGLE PRESSURE
BHS, BHS	T=THREADED	6	C = 35 - 140		A2=AC220V	6=60hz	D5=DIN	2P=DUO PRESSURE
SBS		10	H = 70 - 250		D1=DC12V			3P=TRI PRESSURE

D2=DC24V

## KOMPASS® UNLOADING RELIEF VALVE

www.flowfitonline.com  
TECH. DATA SHEET  
**FCV58**



Use for accumulator or hi-lo pressure pump systems.

SUBPLATE MOUNTED	MAX FLOW L/MIN	MAX PRESSURE BAR	NETT. PRICE	
			£ STERLING	€ EUROS
BUGC-06-★	125	250	£344.41	€ 464.95

Pressure Ranges B = 10 - 70 Bar, C = 35 - 140 Bar, H = 70 - 250 Bar  
Max. Flow 125 l/m • ★ = Pressure Range

## KOMPASS® UNLOADING RELIEF VALVE

www.flowfitonline.com  
TECH. DATA SHEET  
**FCV59**



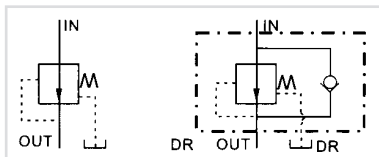
Use for accumulator or hi-lo pressure pump systems.

SUBPLATE MOUNTED	MAX FLOW L/MIN	MAX PRESSURE BAR	NETT PRICE	
			£ STERLING	€ EUROS
BUGC-06-H	125	250	£371.95	€ 502.13

Pressure Ranges H = 70 - 250 Bar Max. Flow 125 l/m • ★ = Pressure Range

## KOMPASS PRESSURE REDUCING VALVE

www.flowfitonline.com  
TECH. DATA SHEET  
**FCV60**



Pressure which is lower than main system can be obtained by setting reducing valve.

**R  
REDUCING  
VALVE**

**RC  
REDUCING VALVE  
WITH CHECK VALVE**

SUBPLATE MOUNTED	MAX FLOW L/MIN	MAX PRESSURE BAR	NETT. PRICE	
			£ STERLING	€ EUROS
RG-03-H	50	250	£123.99	€ 167.39
RCG-03-H	50	250	£154.98	€ 209.22
RG-06-H	125	250	£154.98	€ 209.22
RCG-06-H	125	250	£225.25	€ 304.08
RG-10-★	250	250	£318.23	€ 429.62
RCG-10-H	250	250	£411.22	€ 555.15

Subplate Sizes 03 = Cetop 6P, 06 = Cetop 8P, 10 = Cetop 10P

THREADED PORTS IN LINE	PORTS	MAX FLOW L/MIN	MAX PRESSURE BAR	NETT. PRICE	
				£ STERLING	€ EUROS
RT-03-H	3/8"	50	250	£123.99	€ 167.39
RCT-03-H	3/8"	50	250	£154.99	€ 209.24
RT-06-H	3/4"	125	250	£154.99	€ 209.24
RCT-06-H	3/4"	125	250	£225.24	€ 304.07
RT-10-★	1 1/4"	250	250	£337.33	€ 455.40
RCT-10-★	1 1/4"	250	250	£435.90	€ 588.47

Pressure Ranges B = 5 - 70 Bar, C = 35 - 140 Bar, H = 70 - 250 Bar Max. Flow 03 = 50 l/m, 06 = 125 l/m, 10 = 250 l/m • ★ = Pressure Range

RG/T = Reducing, RCG/T = Reducing c/w Integral Check Valve

## SEQUENCE, COUNTER BALANCE & UNLOADING

### KOMPASS SEQUENCE, COUNTER BALANCE & UNLOADING

www.flowfitonline.com  
TECH. DATA SHEET  
**FCV61**



These valves are direct operated pressure control & contain pilot pressure ports which can be operated by internal or external pilots.

Buy 1 valve - covers any one of Sequence, Counter Balance and Unloading Valve all in one. Ask for details.

SUBPLATE MOUNTED	MAX FLOW L/MIN	MAX PRESSURE BAR	NETT. PRICE	
			£ STERLING	€ EUROS
HG-03-★	50	250	£121.92	€ 164.59
HG-06-★	125	250	£138.45	€ 186.91
HG-10-★	250	250	£185.65	€ 250.63
HCG-03-★	50	250	£121.92	€ 164.59
HCG-06-★	125	250	£179.78	€ 242.70
HCG-10-★	250	250	£276.90	€ 373.81

Subplate Sizes 03 = ISO 5781-AG-06-2-A, 06 = ISO 5781-AG-08-2-A, 10 = ISO 5781-AJ-10-2-A

THREADED PORTS IN LINE	MAX FLOW L/MIN	MAX PRESSURE BAR	NETT. PRICE	
			£ STERLING	€ EUROS
HT-03-★	50	250	£113.66	€ 153.44
HT-06-★	125	250	£117.79	€ 159.02
HT-10-★	250	250	£200.45	€ 270.60
HCT-03-★	50	250	£121.92	€ 164.59
HCT-06-★	125	250	£154.98	€ 209.22
HCT-10-★	250	250	£245.91	€ 331.98

Pressure Ranges A = 18 - 35 Bar, B = 35 - 70 Bar, C = 70 - 140 Bar, H = 70 - 250 Bar Max. Flow 03 = 50 l/m, 06 = 125 l/m, 10 = 250 l/m • ★ = Pressure Range

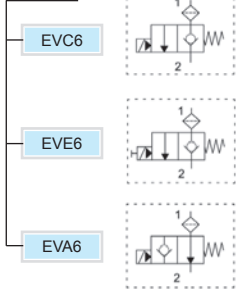
C = Added to Designate Integral Check

## 2 WAY CARTRIDGE ELECTRIC VALVES

### 2 WAY, 2 POSITION PILOT OPERATED SOLENOID VALVES POPPET TYPE

www.flowfitonline.com  
TECH. DATA SHEET  
**FCV62**

EV★★



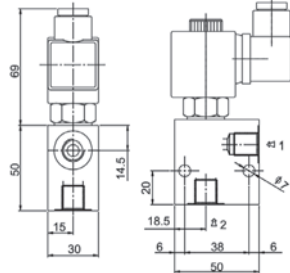
★★★

140	BSP 1/4"
380	BSP 3/8"



★★★★★

012DC	12VDC
024DC	24VDC
02450	24V/50HZ
11050	110V/50HZ
22050	220V/50HZ
024RAC	24RAC
110RAC	110RAC
220RAC	220RAC



- Max Pressure 210 Bar
- Max Flow 22 L/min
- Protection IP65
- Feeding Tolerance +/-10%

- Energising Time ED 100%
- Insulation Class H
- Absorbed Power in A.C. 20VA
- Absorbed Power at pickup 28 VA

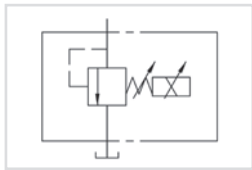
- Absorbed Power in DC 18W
- Weight 0.25kg
- Steel Body Nickel Plated

ORDER CODE	NETT. PRICE	
	£ STERLING	€ EUROS
EVC6-★★-★★★★★	£45.00	€ 60.75
EVE6-★★-★★★★★	£49.50	€ 66.83
EVA6-★★-★★★★★	£52.00	€ 70.20

## ELECTRO-HYDRAULIC PROPORTIONAL VALVES

### KOMPASS® ELECTRO-HYDRAULIC PROPORTIONAL PILOT RELIEF VALVE

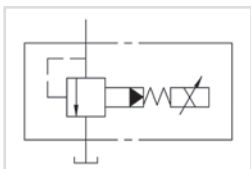
www.flowfitonline.com  
TECH. DATA SHEET  
**FCV63**



MODEL	FLOW L/M	PRESSURE ADJ RANGE (BAR)	RATED CURRENT MA	COIL RESISTANCE	HYSTERESIS	REPEATABILITY	
EDG-01	03 - 2	B = 5 - 70	800	10	3%	1%	
		C = 10 - 160	900				
		H = 12 - 250	950				
SERIES NBR	VALVE SIZE	PRESSURE ADJ. RANGE	CONTROL				
EDG	O1	B = 5 - 70	* = Normal				
		C = 10 - 160	V = Unloading				
		H = 12 - 250	Control Type				
CODE						NETT. PRICE	
EDG-01-*						£268.63	€ 362.65

**KOMPASS ELECTRO-HYDRAULIC PROPORTIONAL RELIEF VALVE**

www.flowfitonline.com  
TECH. DATA SHEET  
**FCV64**



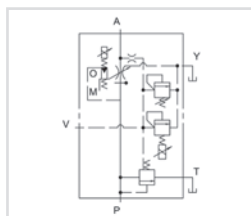
MODEL	FLOW L/MIN	PRESSURE ADJ RANGE (BAR)	RATED CURRENT MA	COIL RESISTANCE	HYSTERESIS	REPEATABILITY
EBG-03	3 - 100	C = 5 - 160	C:770/H:820			
EBG-06	3 - 200		C:750/H:800	10	2%	1%
EBG-10	3 - 400	H = 10 - 250	C:730/H:780			

SERIES NBR	VALVE SIZE	PRESSURE ADJ. RANGE	SAFETY VALVE
EBG	O3	C = 5 - 160	* = With
	O6		T = Without
	10	H = 10 - 250	

CODE	NETT. PRICE	
	£ STERLING	€ EUROS
EBG-03	£411.22	€ 555.15
EBG-06	£379.05	€ 511.72
EBG-10	£585.84	€ 790.88

**KOMPASS ELECTRO-HYDRAULIC PROPORTIONAL RELIEF & FLOW CONTROL VALVE**

www.flowfitonline.com  
TECH. DATA SHEET  
**FCV65**




MODEL	DESCRIPTION	EFBG-03-125	EFBG-06-250	EFBG-10-500
Flow Control	Metered Flow Adj. Range	1 - 125	2.5 - 250	5 - 500
	Rated Current (mA)	680	580	700
	Coil Resistance (Ohms)	43.5	43.5	43.5
	Differential Pressure	6	7	9
	Hysteresis	<7%	<7%	<7%
	Repeatability	1%	1%	1%
Pressure Control	Pressure Adj. Range	C = 14 - 140	C = 15 - 140	C = 16 - 140
	Bar	H = 14 - 210	H = 15 - 210	H = 16 - 210
	Rated Current (mA)	C = 710	C = 690	C = 690
		H = 770	H = 730	H = 690
	Coil Resistance (Ohms)	10	10	10
	Hysteresis	>3%	>3%	>3%
	Repeatability	1%	1%	1%

SERIES NBR.	VALVE SIZE	MAX. ADJ. FLOW	PILOT RELIEF PRESS. ADJ. RANGE
EFBG	O3	125 - 125l/min.	C = 14 - 140 Bar
	O6	250 = 250l/min.	
	10	500 = 500l/min.	H = 14 - 210 Bar

CODE	NETT. PRICE	
	£ STERLING	€ EUROS
SUBPLATE EFBGM - 032-11		
EFBG-03	£885.62	€ 1,195.59
EFBG-06	£1,233.68	€ 1,665.46
EFBG-10	£2,968.44	€ 4,007.40

**KOMPASS** POWER AMPLIFIERS FOR PROPORTIONAL VALVES

www.flowfitonline.com  
TECH. DATA SHEET  
**FCV66**



MODEL	FUNCTION	MAX OUTPUT	MAX INPUT	APPLICATION
HNC-1085	DC Input	1A (10 Ohms)	DC+10V	EDG-01 EBG-03 EBG-06

MODEL	SUPPLY VOLTAGE/ FUSE	LOAD COIL RESIS. FLOW	LOAD COIL RESIS. PRESSURE	INPUT CONTROL VOLTAGE	MAX CURRENT OUTPUT RANGE (FLOW)	MAX CURRENT OUTPUT RANGE (PRESSURE)
HNC-4010	DC Input	J3,J4 - 40 Ohms 20 Deg C	J5,J6 - 10 Ohms 20 Deg C	0V - +10V	FCT2 -0mA FCT2-750mA	PCT2-0mA PCT1 - 850mA

CODE	NETT. PRICE	
	£ STERLING	€ EUROS
HNC-1085	£171.50	€ 231.52



# HYDRAULIC POWER UNITS

## POWER PACKS AND POWER UNITS

PRODUCT	PAGE
FLOWFIT 12VDC SINGLE ACTING HYDRAULIC POWER PACKS	120
FLOWFIT 12VDC DOUBLE ACTING, NG6 (CETOP 3) SOLENOID VALVE POWER PACKS	122
FLOWFIT 12VDC DOUBLE ACTING, DOUBLE NG6 (CETOP 3) SOLENOID VALVE POWER PACKS	124
FLOWFIT 24VDC SINGLE ACTING HYDRAULIC POWER PACKS	126
FLOWFIT 24VDC DOUBLE ACTING, NG6 (CETOP 3) SOLENOID VALVE POWER PACKS	128
FLOWFIT 24VDC DOUBLE ACTING, DOUBLE NG6 (CETOP 3) SOLENOID VALVE POWER PACKS	130
ACCESSORIES	132
FLOWFIT MOBILE ENGINE DRIVEN HYDRAULIC POWER UNITS ON WHEELS	136



**FROM ONLY**  
**£210.36**  
+VAT



**FROM ONLY**  
**£261.19**  
+VAT



**FROM ONLY**  
**£77.63**  
+VAT



**QUALITY PRODUCTS**



**FREE ADVICE**

**FREE UK**  
**NEXT DAY**  
**DELIVERY**  
**ON ALL**  
**WEB**  
**ORDERS**

## FLOWFIT 12VDC SINGLE ACTING HYDRAULIC POWER PACKS

www.flowfitonline.com  
TECH. DATA SHEET  
**PPPU1**



The Flowfit 12VDC Single Acting power pack is ideal for use in the following applications:

- Tail Lift
- Trailer/Tipper
- Hand operated lift stacker
- Scissor Lift Platform
- Aerial Platform

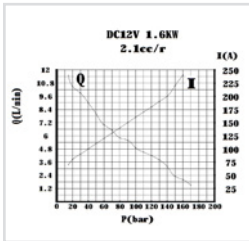
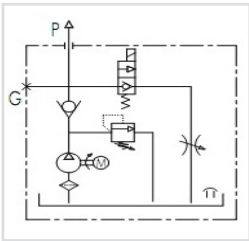
The Flowfit 12VDC Single Acting power pack is a compact and quiet unit, able to deliver a flow rate of up to 5 litres a minute at 160 bar. The compact design includes a lowering solenoid valve, relief valve and flow controller mounted within the housing and comes complete with a detachable pre-wired 2 button pendant and 4.5 litre plastic tank as standard.

Options available include an 8.0 litre plastic tank for increased capacity on larger systems and a wireless remote, operated by key fob.

The Flowfit 12VDC Single Acting power pack will require a high capacity battery and a suitable in-line fuse for normal operation.

The motor is designed for intermittent use (S3) which is defined as a sequence of identical cycles of 10 minute duration. The cycle comprises a period of on-load (td) operation in which the motor may reach its maximum permitted temperature, followed by an off-load period (tm) of time, insufficient for the motor to return to ambient temperature.

The value of S3 on this motor equates to 7% or 42 seconds of on-load operation in a ten minute period.



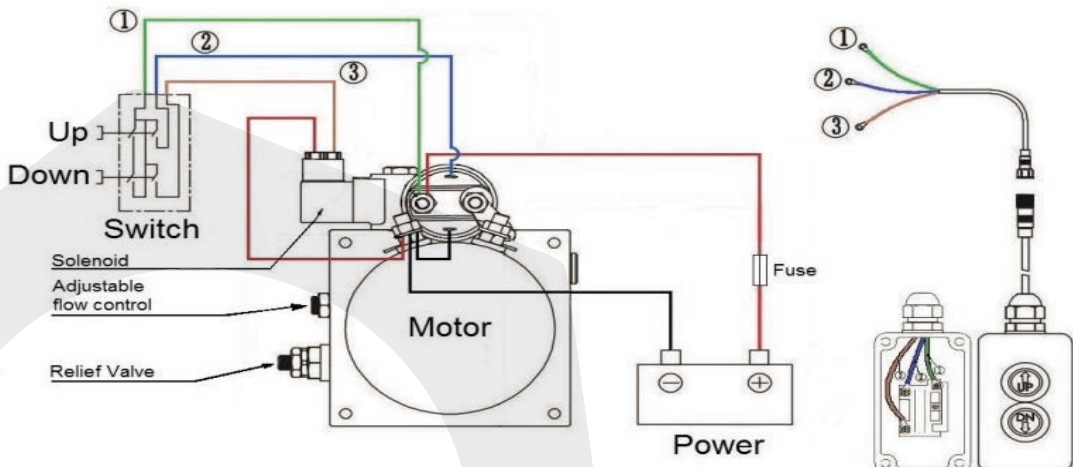
### Flowfit 12VDC Single Acting Hydraulic Powerunit

POWERUNIT PACKAGE to operate a single acting cylinder on any trailer or tipper application, or any single acting application complete with detachable two button pendant.

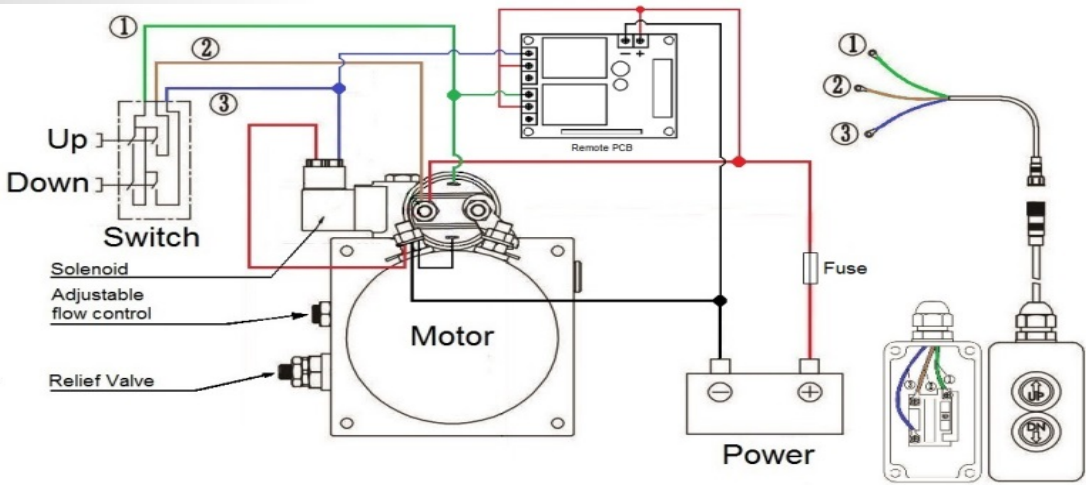
- 12VDC powerunit.
- 2.1cc/rev gear pump.
- 1.6kw 12VDC electric motor c/w relay and plastic motor cover. 4.5 Litre or 8.0 Litre reservoir c/w drain plug.
- Powerpack complete with suction strainer, return oil conveyor and filler breather.
- Horizontal mounting.
- Max pressure 200 bar.
- Relief valve set at 160 bar but adjustable from 40-200 bar as standard.
- Max flow 5 l/min.
- Adjustable flow control for cylinder decent control.
- 12VDC let down valve, relief and P line check.
- Port size 3/8" BSP.
- 2 Button detachable pendant on a 4 metre lead.
- Suitable for all single acting applications.

WITH MANY ADDED FEATURES SUCH AS FLOW CONTROL ON CYLINDER DECENT, DETACHABLE PENDANTS FOR ADDED SECURITY, REMOVEABLE PLASTIC MOTOR COVER AND A VARIATION ON WHICH RELIEF VALVE SPRING IS FITTED YOU ARE GETTING AN EXCEPTIONALLY GOOD QUALITY PRODUCT AT A VERY COMPETITIVE PRICE.

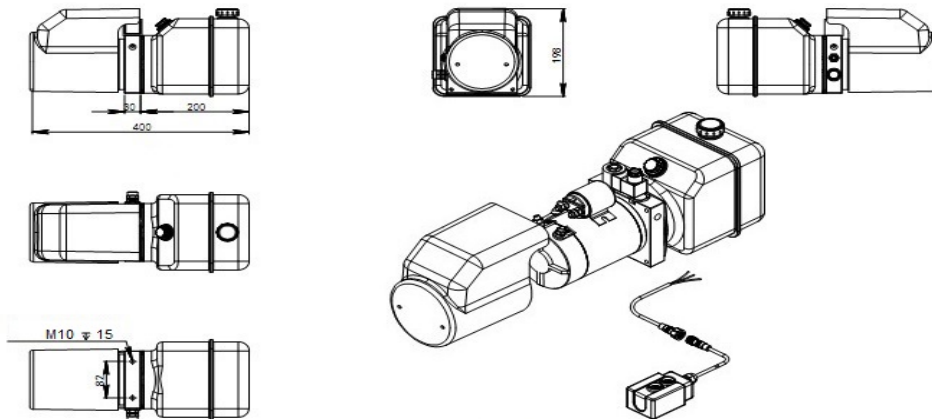
### SINGLE ACTING WIRING DIAGRAM



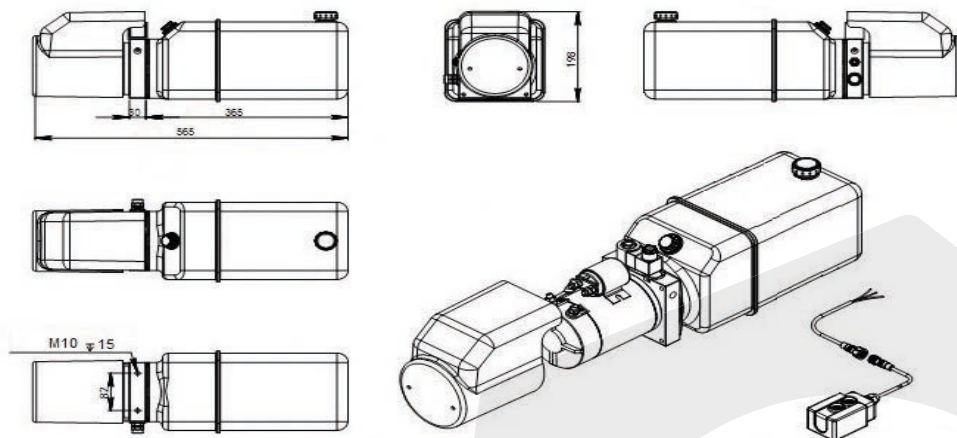
**SINGLE ACTING (WITH REMOTE) WIRING DIAGRAM**



**4.5 LITRE POWER PACK DIMENSIONS**



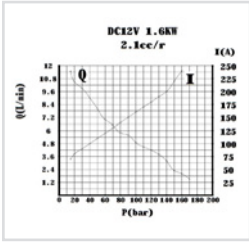
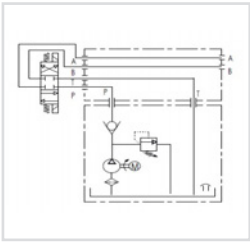
**8.0 LITRE POWER PACK DIMENSIONS**



PRODUCT REFERENCE	DESCRIPTION	NETT. PRICE	
		£ STERLING	€ EUROS
ZZ003468	Flowfit 12VDC single acting hydraulic powerpack, 4.5 litre reservoir c/w 2 button pendant. 5 l/min @ 160bar.	£131.20	€ 177.12
ZZ003834	Flowfit 12VDC single acting hydraulic powerpack, 8.0 litre reservoir c/w 2 button pendant. 5 l/min @ 160bar.	£157.77	€ 212.99

## FLOWFIT 12VDC DOUBLE ACTING, NG6 (CETOP 3) SOLENOID VALVE POWER PACKS

www.flowfitonline.com  
TECH. DATA SHEET  
**PPU2**



The Flowfit 12VDC Double Acting power pack is ideal for use in the following applications:

- Tail Lift
- Hoists/Winches
- Trailer/Tipper
- Compactors
- Hand operated lift stacker
- Parking Systems/Barriers
- Scissor Lift Platform
- Security Gates
- Aerial Platform
- Dock Leveler

The Flowfit 12VDC Double Acting power pack is a compact and quiet unit, able to deliver a flow rate of up to 5 litres a minute at 160 bar. The compact design includes a CETOP 3 double acting solenoid valve, relief valve and flow controller mounted within the housing and comes complete with a detachable pre-wired 2 button pendant and 4.5 litre plastic tank as standard.

Options available include an 8.0 litre plastic tank for increased capacity on larger systems.

The Flowfit 12VDC Double Acting power pack will require a high capacity battery and a suitable in-line fuse for normal operation.

The motor is designed for intermittent use (S3) which is defined as a sequence of identical cycles of 10 minute duration. The cycle comprises a period of on-load (td) operation in which the motor may reach its maximum permitted temperature, followed by an off-load period (tm) of time, insufficient for the motor to return to ambient temperature. The value of S3 on this motor equates to 7% or 42 seconds of on-load operation in a ten minute period.

*If the part number is not listed please ask the Flowfit Sales Team*

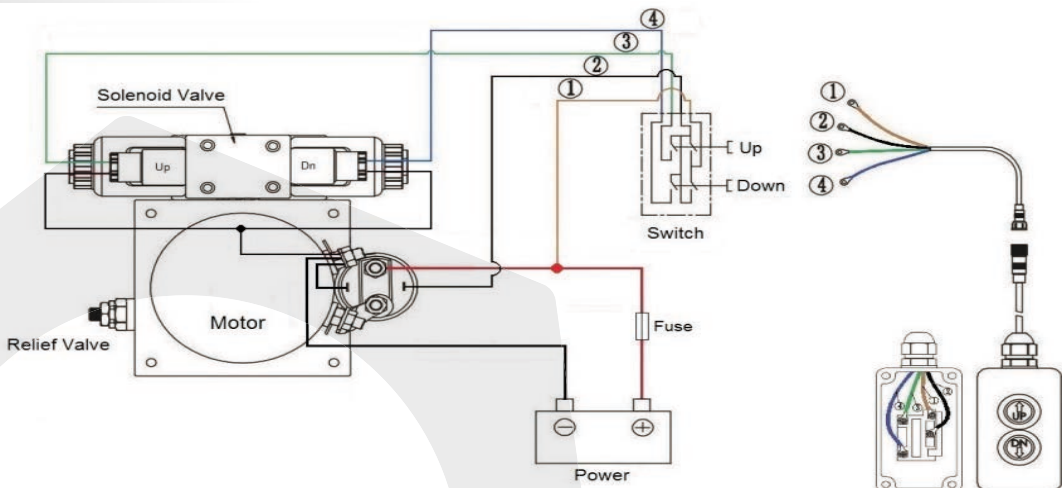
### Flowfit 12VDC Double Acting NG6 Solenoid Valve Hydraulic Powerunit

POWERUNIT PACKAGE to operate a double acting cylinder on a variety of applications, complete with detachable two button pendant.

- 12VDC powerunit.
- 2.1cc/rev gear pump.
- 1.6kw 12VDC electric motor c/w relay and plastic motor cover.
- 4.5 Litre or 8.0 Litre reservoir c/w drain plug.
- Powerpack complete with suction strainer, return oil conveyor and filler breather.
- Horizontal mounting.
- Max pressure 200 bar.
- Relief valve set at 160 bar but adjustable from 40-200 bar as standard.
- Max flow 5 l/min.
- Relief valve and P line check.
- Port size 3/8" BSP.
- 2 Button detachable pendant on a 4 metre lead.
- Suitable for all double acting applications.

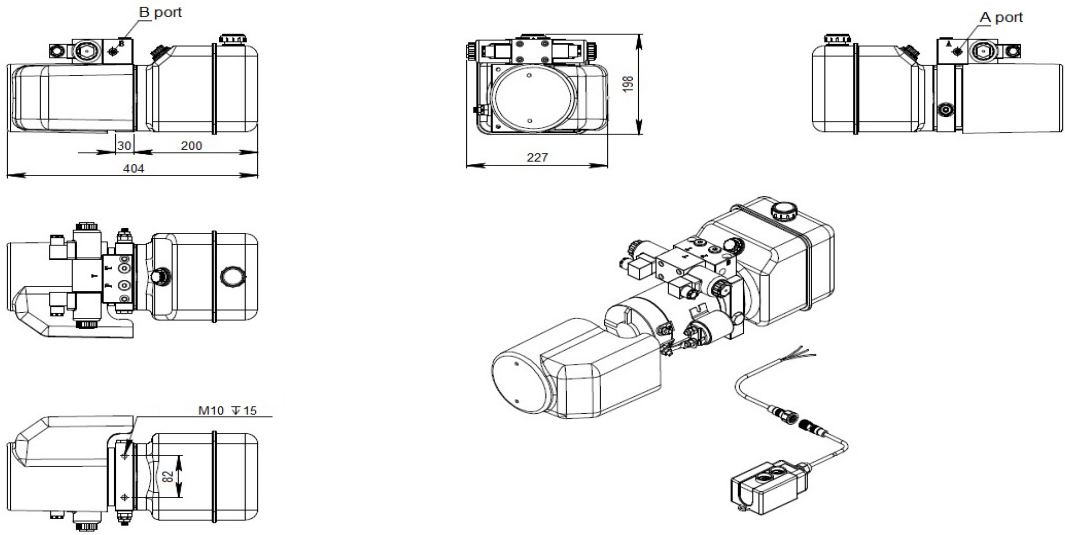
WITH MANY ADDED FEATURES SUCH AS DETACHABLE PENDANTS FOR ADDED SECURITY, REMOVEABLE PLASTIC MOTOR COVER AND A VARIATION ON WHICH RELIEF VALVE SPRING IS FITTED YOUR ARE GETTING AN EXCEPTIONALLY GOOD QUALITY PRODUCT AT A VERY COMPETITIVE PRICE.

### DOUBLE ACTING, NG6 SOLENOID VALVE WIRING DIAGRAM

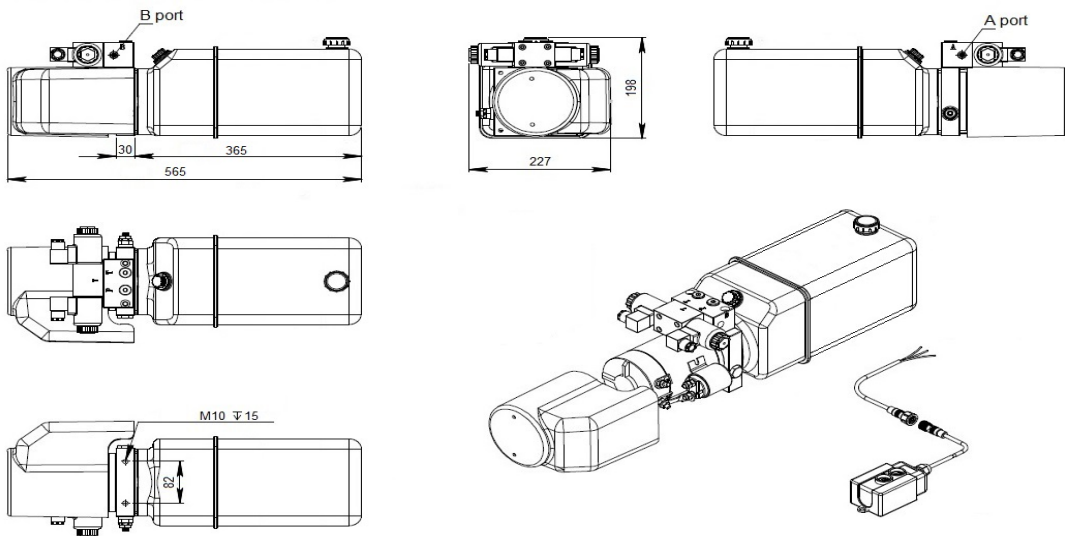




**4.5 LITRE POWER PACK DIMENSIONS**

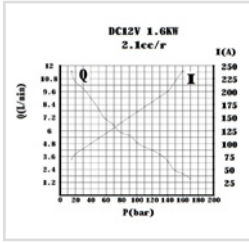
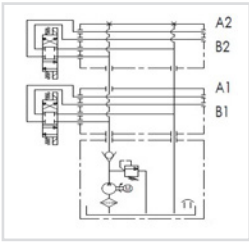


**8.0 LITRE POWER PACK DIMENSIONS**



PRODUCT REFERENCE	DESCRIPTION	NETT. PRICE	
		£ STERLING	€ EUROS
ZZ004232	Flowfit 12VDC double acting, single solenoid hydraulic powerpack, 4.5 litre reservoir c/w 2 button pendant. 5 l/min @ 160bar.	£210.36	€ 283.99
ZZ004233	Flowfit 12VDC double acting, single solenoid hydraulic powerpack, 8.0 litre reservoir c/w 2 button pendant. 5 l/min @ 160bar.	£222.04	€ 299.75

## FLOWFIT 12VDC DOUBLE ACTING, DOUBLE NG6 (CETOP 3) SOLENOID VALVE POWER PACKS



The Flowfit 12VDC Double Acting Double CETOP power pack is ideal for use in the following applications:

- Tail Lift/Extender
- Hoists/Winches
- Trailer/Tipper
- Compactors
- Hand operated lift stacker
- Parking Systems/Barriers
- Scissor Lift Platform
- Security Gates
- Aerial Platform
- Dock Leveler

www.flowfitonline.com  
TECH. DATA SHEET  
**PPU3**

The Flowfit 12VDC Double Acting Double CETOP power pack is a compact and quiet unit, able to deliver a flow rate of up to 5 litres a minute at 160 bar. The compact design includes two CETOP 3 double acting solenoid valves operating two separate circuits, a relief valve and a flow controller mounted within the housing and comes complete with a detachable pre-wired 4 button pendant and 4.5 litre plastic tank as standard.

Options available include an 8.0 litre plastic tank for increased capacity on larger systems.

The Flowfit 12VDC Double Acting power pack will require a high capacity battery and a suitable in-line fuse for normal operation.

The motor is designed for intermittent use (S3) which is defined as a sequence of identical cycles of 10 minute duration. The cycle comprises a period of on-load (td) operation in which the motor may reach its maximum permitted temperature, followed by an off-load period (tm) of time, insufficient for the motor to return to ambient temperature. The value of S3 on this motor equates to 7% or 42 seconds of on-load operation in a ten minute period.



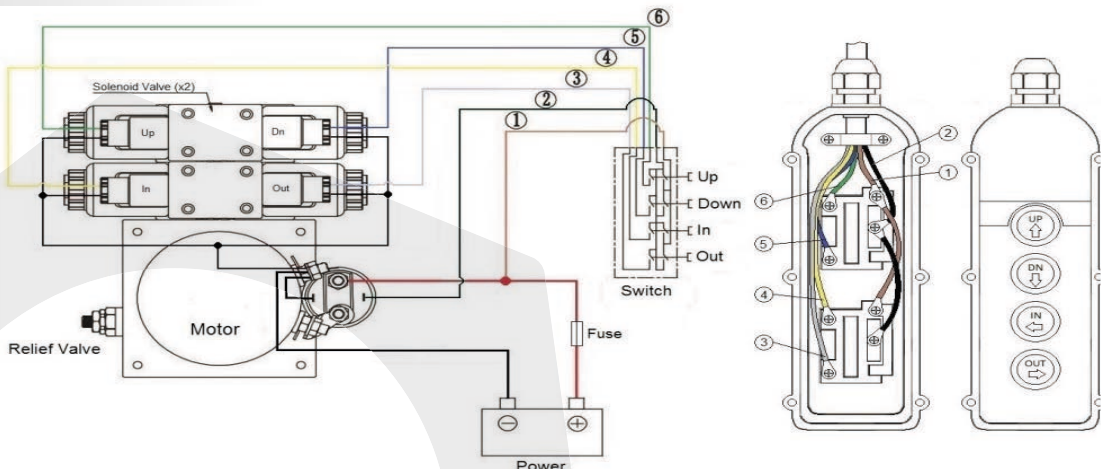
### Flowfit 12VDC Double Acting, Double NG6 Solenoid Valve Hydraulic Powerunit

POWERUNIT PACKAGE to operate two double acting cylinders independantly on a variety of applications, complete with four button pendant.

- 12VDC powerunit.
- 2.1cc/rev gear pump.
- 1.6kw 12VDC electric motor c/w relay and plastic motor cover.
- 4.5 Litre or 8.0 Litre reservoir c/w drain plug.
- Powerpack complete with suction strainer, return oil conveyor and filler breather.
- Horizontal mounting.
- Max pressure 200 bar.
- Relief valve set at 160 bar but adjustable from 40-200 bar as standard.
- Max flow 5 l/min.
- Relief valve and P line check.
- Port size 3/8" BSP.
- 4 Button pendant on a 4 metre lead.
- Suitable for all double acting applications.

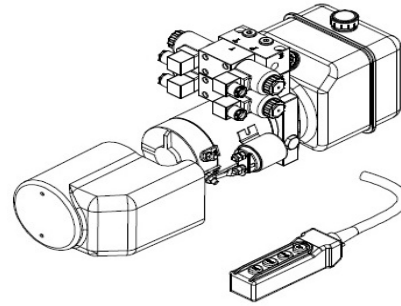
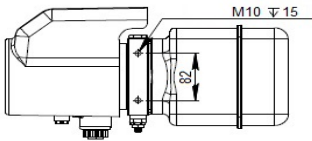
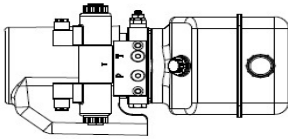
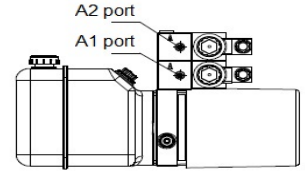
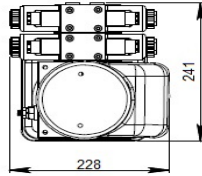
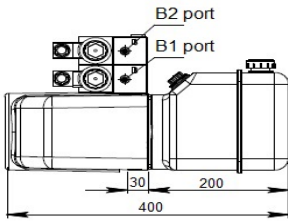
WITH MANY ADDED FEATURES SUCH AS REMOVEABLE PLASTIC MOTOR COVER AND A VARIATION ON WHICH RELIEF VALVE SPRING IS FITTED YOUR ARE GETTING AN EXCEPTIONALLY GOOD QUALITY PRODUCT AT A VERY COMPETITIVE PRICE

### DOUBLE ACTING, DOUBLE NG6 SOLENOID VALVE WIRING DIAGRAM

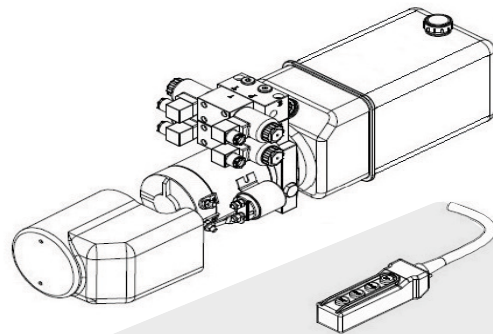
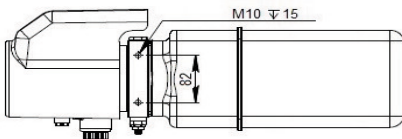
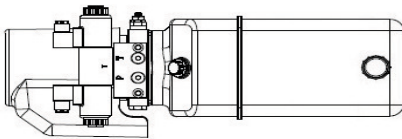
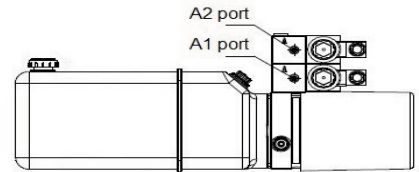
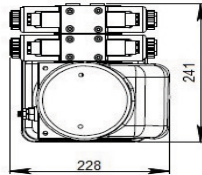
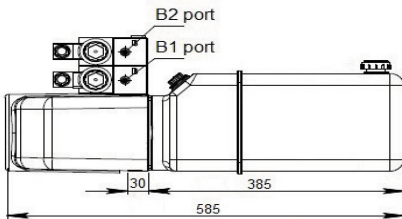




**4.5 LITRE POWER PACK DIMENSIONS**




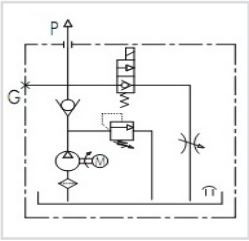
**8.0 LITRE POWER PACK DIMENSIONS**



PRODUCT REFERENCE	DESCRIPTION	NETT. PRICE	
		£ STERLING	€ EUROS
ZZ004234	Flowfit 12VDC double acting, double solenoid hydraulic powerpack, 4.5 litre reservoir c/w 4 button pendant. 5 l/min @ 160bar.	£261.19	€ 352.61
ZZ004233	Flowfit 12VDC double acting, double solenoid hydraulic powerpack, 8.0 litre reservoir c/w 4 button pendant. 5 l/min @ 160bar.	£222.04	€ 299.75

## FLOWFIT 24VDC SINGLE ACTING HYDRAULIC POWER PACKS

www.flowfitonline.com  
TECH. DATA SHEET  
**PPU4**



The Flowfit 24VDC Single Acting power pack is ideal for use in the following applications:

- Tail Lift
- Trailer/Tipper
- Hand operated lift stacker
- Scissor Lift Platform
- Aerial Platform

The Flowfit 12VDC Single Acting power pack is a compact and quiet unit, able to deliver a flow rate of up to 5 litres a minute at 160 bar. The compact design includes a lowering solenoid valve, relief valve and flow controller mounted within the housing and comes complete with a detachable pre-wired 2 button pendant and 4.5 litre plastic tank as standard.

Options available include an 8.0 litre plastic tank for increased capacity on larger systems and a wireless remote, operated by key fob.

The Flowfit 24VDC Single Acting power pack will require a high capacity battery and a suitable in-line fuse for normal operation.

The motor is designed for intermittent use (S3) which is defined as a sequence of identical cycles of 10 minute duration. The cycle comprises a period of on-load (td) operation in which the motor may reach its maximum permitted temperature, followed by an off-load period (tm) of time, insufficient for the motor to return to ambient temperature.

The value of S3 on this motor equates to 7% or 42 seconds of on-load operation in a ten minute period.

### Flowfit 24VDC Single Acting Tipper Hydraulic Powerunit

POWERUNIT PACKAGE to operate a single acting cylinder on any trailer or tipper application, or any single acting application complete with detachable two button pendant.

24VDC powerunit.

2.1cc/rev gear pump.

1.6kw 24VDC electric motor c/w relay and plastic motor cover.

4.5 Litre or 8.0 Litre reservoir c/w drain plug.

Powerpack complete with suction strainer, return oil conveyor and filler breather.

Horizontal mounting.

Max pressure 200 bar.

Relief valve set at 160 bar but adjustable from 40-200 bar as standard.

Max flow 5 l/min.

Adjustable flow control for cylinder decent control.

24VDC let down valve, relief and P line check.

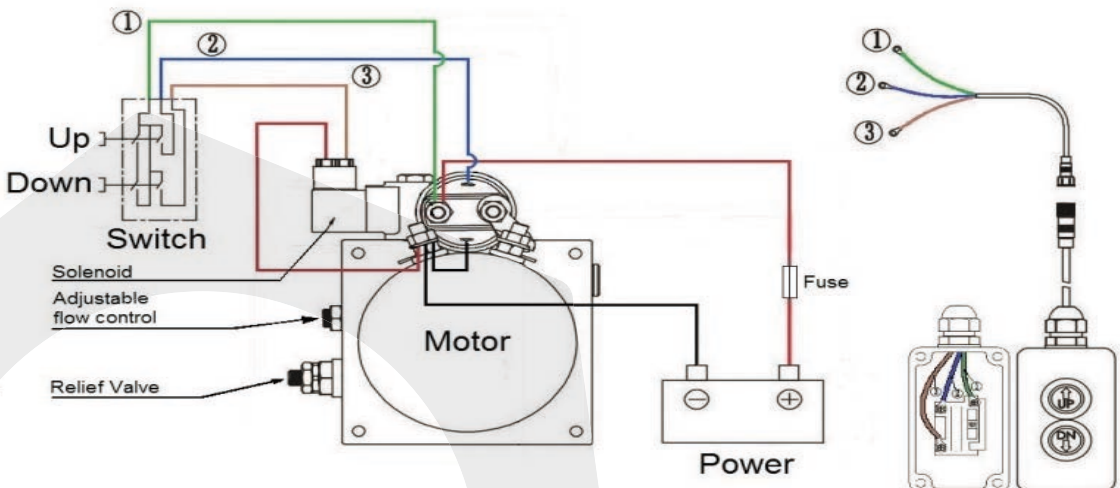
Port size 3/8" BSP.

2 Button detachable pendant on a 4 metre lead.

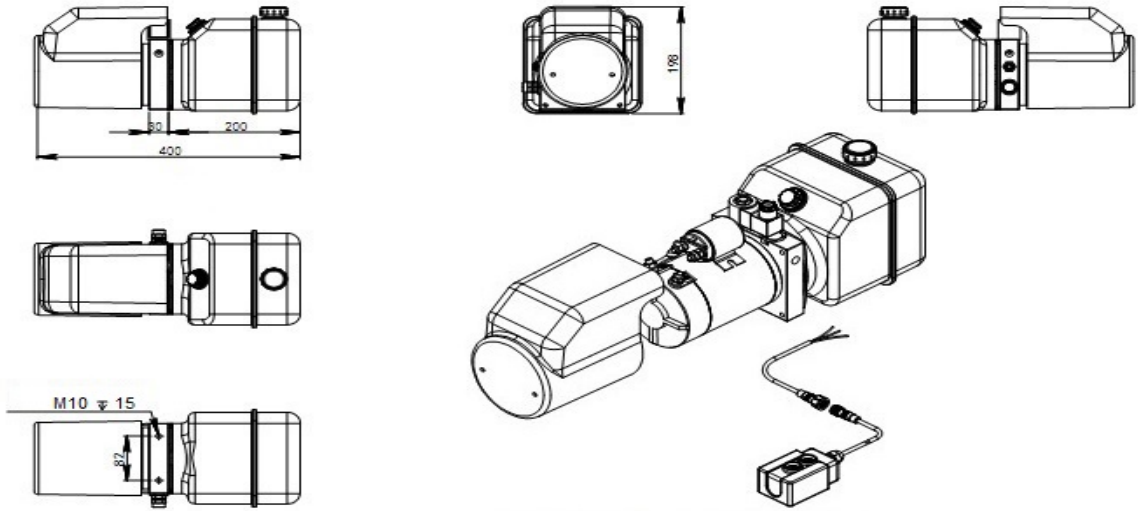
Suitable for all single acting applications.

WITH MANY ADDED FEATURES SUCH AS FLOW CONTROL ON CYLINDER DECENT, DETACHABLE PENDANTS FOR ADDED SECURITY, REMOVABLE PLASTIC MOTOR COVER AND A VARIATION ON WHICH RELIEF VALVE SPRING IS FITTED YOUR ARE GETTING AN EXCEPTIONALLY GOOD QUALITY PRODUCT AT A VERY COMPETITIVE PRICE.

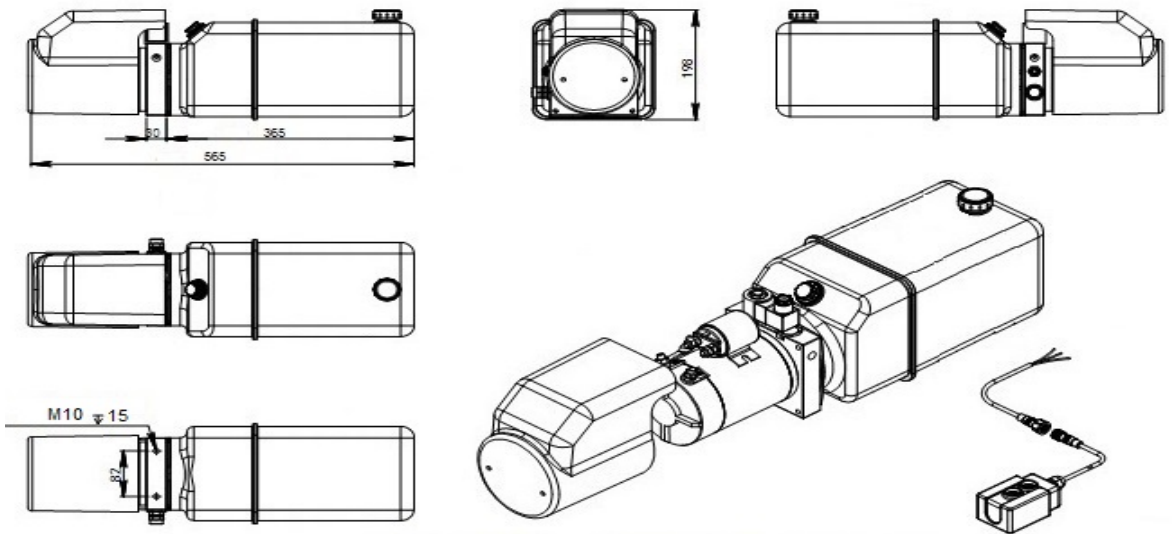
### SINGLE ACTING WIRING DIAGRAM



**4.5 LITRE POWER PACK DIMENSIONS**



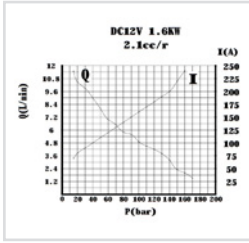
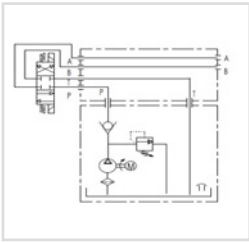
**8.0 LITRE POWER PACK DIMENSIONS**



PRODUCT REFERENCE	DESCRIPTION	NETT. PRICE	
		£ STERLING	€ EUROS
ZZ003820	Flowfit 24VDC single acting hydraulic powerpack, 4.5 litre reservoir c/w 2 button pendant. 5 l/min @ 160bar.	£131.20	€ 177.12
ZZ003835	Flowfit 24VDC single acting hydraulic powerpack, 8.0 litre reservoir c/w 2 button pendant. 5 l/min @ 160bar.	£163.61	€ 220.87

## FLOWFIT 24VDC DOUBLE ACTING, NG6 (CETOP 3) SOLENOID VALVE POWER PACKS

www.flowfitonline.com  
TECH. DATA SHEET  
**PPPU5**



The Flowfit 24VDC Double Acting power pack is ideal for use in the following applications:

- Tail Lift
- Hoists/Winch
- Trailer/Tipper
- Compactors
- Hand operated lift stacker
- Parking Systems/Barriers
- Scissor Lift Platform
- Security Gates
- Aerial Platform
- Dock Leveler

The Flowfit 24VDC Double Acting power pack is a compact and quiet unit, able to deliver a flow rate of up to 5 litres a minute at 160 bar. The compact design includes a CETOP 3 double acting solenoid valve, relief valve and flow controller mounted within the housing and comes complete with a detachable pre-wired 2 button pendant and 4.5 litre plastic tank as standard.

Options available include an 8.0 litre plastic tank for increased capacity on larger systems.

The Flowfit 24VDC Double Acting power pack will require a high capacity battery and a suitable in-line fuse for normal operation.

The motor is designed for intermittent use (S3) which is defined as a sequence of identical cycles of 10 minute duration. The cycle comprises a period of on-load (td) operation in which the motor may reach its maximum permitted temperature, followed by an off-load period (tm) of time, insufficient for the motor to return to ambient temperature. The value of S3 on this motor equates to 7% or 42 seconds of on-load operation in a ten minute period.

### Flowfit 24VDC Double Acting NG6 Solenoid Valve Hydraulic Powerunit

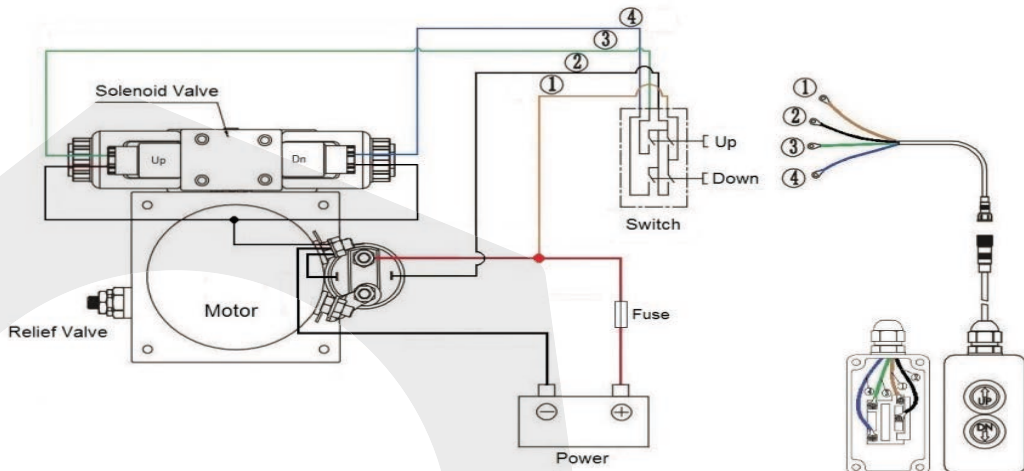
POWERUNIT PACKAGE to operate a double acting cylinder on a variety of applications, complete with detachable two button pendant.

- 24VDC powerunit.
- 2.1cc/rev gear pump.
- 1.6kw 24VDC electric motor c/w relay and plastic motor cover.
- 4.5 Litre or 8.0 Litre reservoir c/w drain plug.
- Powerpack complete with suction strainer, return oil conveyor and filler breather.
- Horizontal mounting.
- Max pressure 200 bar.
- Relief valve set at 160 bar but adjustable from 40-200 bar as standard.
- Max flow 5 l/min.
- Relief valve and P line check.
- Port size 3/8" BSP.
- 2 Button detachable pendant on a 4 metre lead.
- Suitable for all double acting applications.

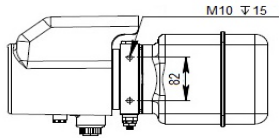
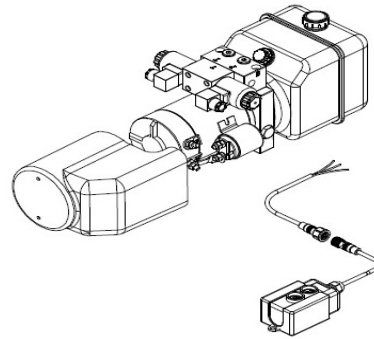
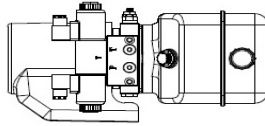
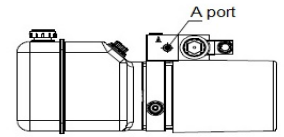
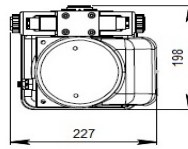
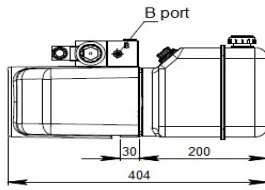
WITH MANY ADDED FEATURES SUCH AS DETACHABLE PENDANTS FOR ADDED SECURITY, REMOVEABLE PLASTIC MOTOR COVER AND A VARIATION ON WHICH RELIEF VALVE SPRING IS FITTED YOUR ARE GETTING AN EXCEPTIONALLY GOOD QUALITY PRODUCT AT A VERY COMPETITIVE PRICE.



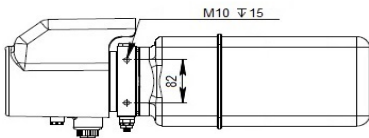
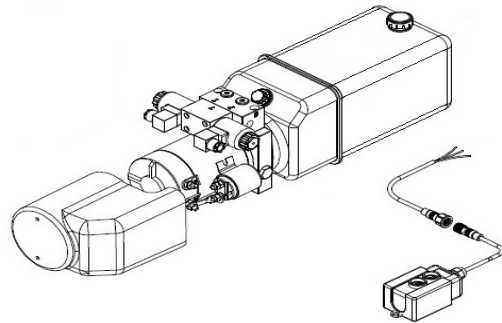
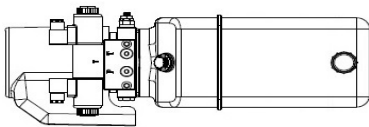
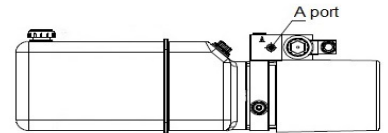
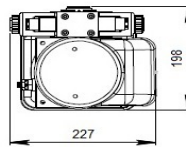
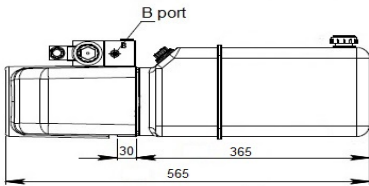
### DOUBLE ACTING, NG6 SOLENOID VALVE WIRING DIAGRAM



**4.5 LITRE POWER PACK DIMENSIONS**



**8.0 LITRE POWER PACK DIMENSIONS**


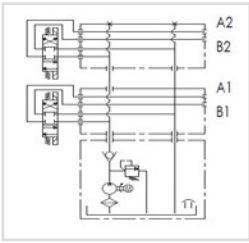


PRODUCT REFERENCE	DESCRIPTION	NETT. PRICE	
		£ STERLING	€ EUROS
ZZ004236	Flowfit 24VDC double acting, single solenoid hydraulic powerpack, 4.5 litre reservoir c/w 2 button pendant. 5 l/min @ 160bar.	£210.36	€ 283.99
ZZ004237	Flowfit 24VDC double acting, single solenoid hydraulic powerpack, 8.0 litre reservoir c/w 2 button pendant. 5 l/min @ 160bar.	£222.05	€ 299.77



## FLOWFIT 24VDC DOUBLE ACTING, DOUBLE NG6 (CETOP 3) SOLENOID VALVE POWER PACKS

www.flowfitonline.com  
TECH. DATA SHEET  
**PPU6**



The Flowfit 24VDC Double Acting Double CETOP power pack is ideal for use in the following applications:

- Tail Lift/Extender
- Hoists/Winches
- Trailer/Tipper
- Compactors
- Hand operated lift stacker
- Parking Systems/Barriers
- Scissor Lift Platform
- Security Gates
- Aerial Platform
- Dock Leveler

The Flowfit 12VDC Double Acting Double CETOP power pack is a compact and quiet unit, able to deliver a flow rate of up to 5 litres a minute at 160 bar. The compact design includes two CETOP 3 double acting solenoid valves operating two separate circuits, a relief valve and a flow controller mounted within the housing and comes complete with a detachable pre-wired 4 button pendant and 4.5 litre plastic tank as standard.

Options available include an 8.0 litre plastic tank for increased capacity on larger systems.

The Flowfit 12VDC Double Acting power pack will require a high capacity battery and a suitable in-line fuse for normal operation.

The motor is designed for intermittent use (S3) which is defined as a sequence of identical cycles of 10 minute duration. The cycle comprises a period of on-load (td) operation in which the motor may reach its maximum permitted temperature, followed by an off-load period (tm) of time, insufficient for the motor to return to ambient temperature. The value of S3 on this motor equates to 7% or 42 seconds of on-load operation in a ten minute period.

### Flowfit 24VDC Double Acting, Double NG6 Solenoid Valve Hydraulic Powerunit

POWERUNIT PACKAGE to operate two double acting cylinders independantly on a variety of applications, complete with four button pendant.

24VDC powerunit.

2.1cc/rev gear pump.

1.6kw 24VDC electric motor c/w relay and plastic motor cover.

4.5 Litre or 8.0 Litre reservoir c/w drain plug.

Powerpack complete with suction strainer, return oil conveyor and filler breather.

Horizontal mounting.

Max pressure 200 bar.

Relief valve set at 160 bar but adjustable from 40-200 bar as standard.

Max flow 5 l/min.

Relief valve and P line check.

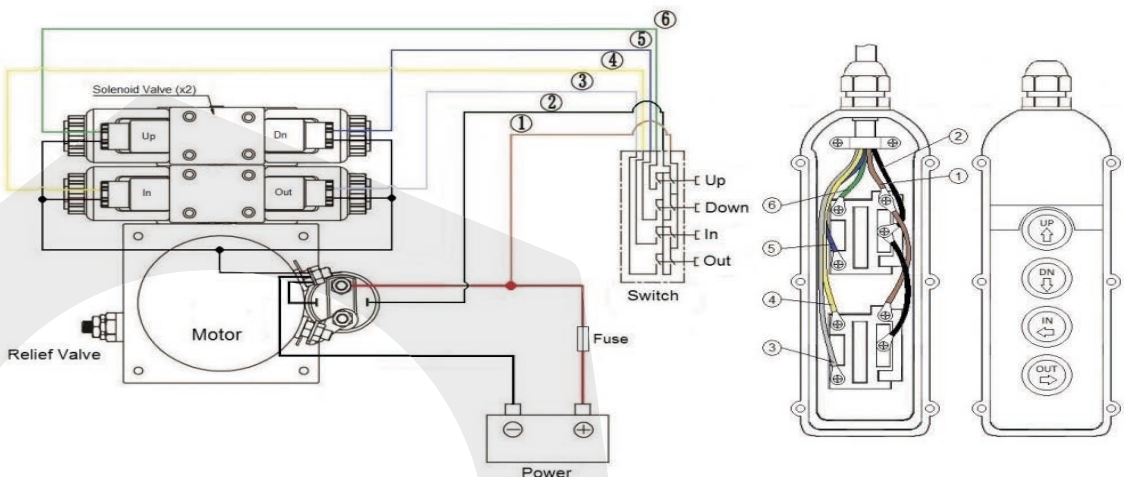
Port size 3/8" BSP.

4 Button pendant on a 4 metre lead.

Suitable for all double acting applications.

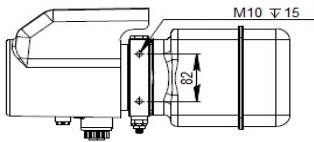
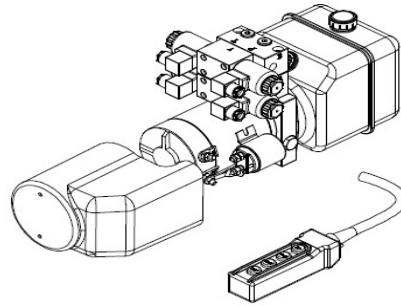
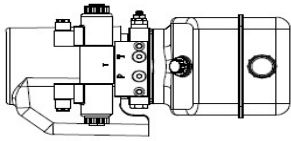
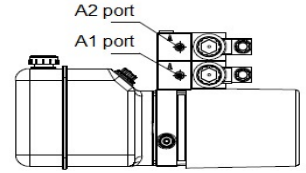
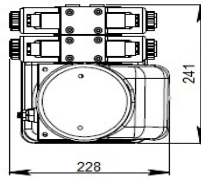
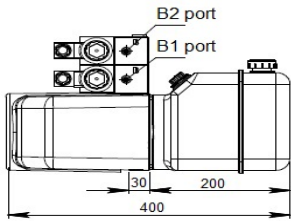
WITH MANY ADDED FEATURES SUCH AS REMOVEABLE PLASTIC MOTOR COVER AND A VARIATION ON WHICH RELIEF VALVE SPRING IS FITTED YOU ARE GETTING AN EXCEPTIONALLY GOOD QUALITY PRODUCT AT A VERY COMPETITIVE PRICE

### DOUBLE ACTING, DOUBLE NG6 SOLENOID VALVE WIRING DIAGRAM

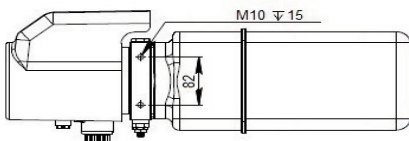
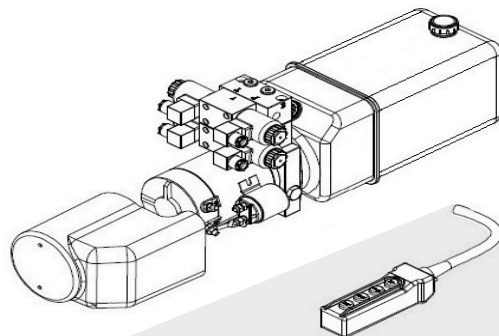
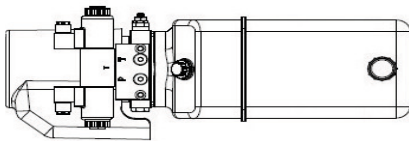
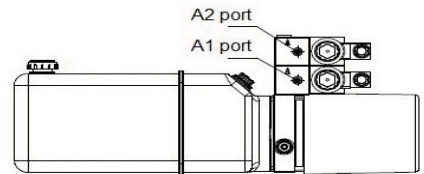
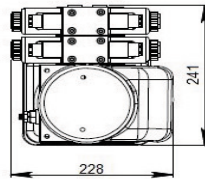
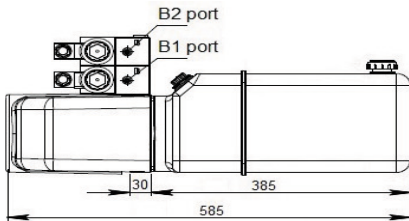




**4.5 LITRE POWER PACK DIMENSIONS**



**8.0 LITRE POWER PACK DIMENSIONS**



PRODUCT REFERENCE	DESCRIPTION	NETT. PRICE	
		£ STERLING	€ EUROS
ZZ004238	Flowfit 24VDC double acting, double solenoid hydraulic powerpack, 4.5 litre reservoir c/w 4 button pendant. 5 l/min @ 160bar.	£261.20	€ 352.62
ZZ004239	Flowfit 24VDC double acting, double solenoid hydraulic powerpack, 8.0 litre reservoir c/w 4 button pendant. 5 l/min @ 160bar.	£272.88	€ 368.39

## ACCESSORIES

### MOTOR (WITH RELAY)

www.flowfitonline.com  
TECH. DATA SHEET  
**PPPU7**



#### 24VDC MOTOR (WITH RELAY)

Voltage: 24VDC  
Power: 1.6kW  
Relay: 24V 200A  
Speed: 3500RPM  
Duty: S3=7% (Intermittent Duty)  
Dimensions: Ø 114mm, Length 170mm  
Drive: Splined

S3 Intermittent duty is defined as a sequence of identical cycles of 10 minute duration. The cycle comprises a period of on-load (td) operation in which the motor may reach its maximum permitted temperature, followed by an off-load period (tm) of time, insufficient for the motor to return to ambient temperature.

The value of S3 on this motor equals 7% or 42 seconds of on-load operation in a ten minute period.

#### 12VDC MOTOR (WITH RELAY)

Voltage: 12VDC  
Power: 1.6kW  
Relay: 12V 200A  
Speed: 3500RPM  
Duty: S3=7% (Intermittent Duty)  
Dimensions: Ø 114mm, Length 170mm  
Drive: Splined

PRODUCT REFERENCE	DESCRIPTION	NETT. PRICE	
		£ STERLING	€ EUROS
24VDCMOTOR	24VDC MOTOR 1.6KW C/W RELAY	£77.63	€ 104.80
12VDCMOTOR	12VDC MOTOR 1.6KW C/W RELAY	£77.63	€ 104.80

### COIL FOR LET DOWN VALVE

www.flowfitonline.com  
TECH. DATA SHEET  
**PPPU7**



#### 24VDC COIL FOR LET DOWN VALVE

24VDC coil with Herschmann connector, for use on the lowering valve of Single Acting 24VDC power packs (ZZ003820 and ZZ003835).

#### 12VDC COIL FOR LET DOWN VALVE

12VDC coil with Herschmann connector, for use on the lowering valve of Single Acting 12VDC power packs (ZZ003468 and ZZ003834).

PRODUCT REFERENCE	DESCRIPTION	NETT. PRICE	
		£ STERLING	€ EUROS
24VLOWCOIL	24VDC COILS TO SUIT ZZ003820 & ZZ003835 USED ON LET DOWN VALVE	£8.39	€ 11.33
12VLOWCOIL	12VDC COILS TO SUIT ZZ003468 & ZZ003834 USED ON LET DOWN VALVE	£8.39	€ 11.33

### JC00-01 DOUBLE ACTING HOUSING

www.flowfitonline.com  
TECH. DATA SHEET  
**PPPU7**



Double Acting Housing machined from solid aluminium block. Comes with 1/4" BSP threaded P and T ports to use as basic P and T unit. Machined ports for Relief Valve, Check Valve, and Flow Control Valve.

Requires separate manifold for Double Acting operation.

Mounting face machined to enable DC motor to be positioned at 90° intervals.

PRODUCT REFERENCE	DESCRIPTION	NETT. PRICE	
		£ STERLING	€ EUROS
DAHOUSING	JC00-01 DOUBLE ACTING HOUSING	£42.08	€ 56.81

## CETOP 3 NG6 1 STATION MANIFOLD

www.flowfitonline.com  
TECH. DATA SHEET  
**PPU7**



CETOP 3 (NG6) 1 station manifold machined from solid aluminium block. P, T, A and B ports come with 1/4" BSP thread.

Two manifolds can be stacked together creating a Double Acting, Double Cetop 3 power pack.

Mounting bolts:

M8 x 50mm Cap Head (single manifold)

M8 x 100mm Cap Head (double manifold)

PRODUCT REFERENCE	DESCRIPTION	NETT. PRICE	
		£ STERLING	€ EUROS
CETOP31STATION	CETOP 3, 1 STATION MANIFOLD TO SUIT JC00-01 HOUSING	£14.03	€ 18.94

## PLASTIC 8.0 LITRE TANK

www.flowfitonline.com  
TECH. DATA SHEET  
**PPU7**



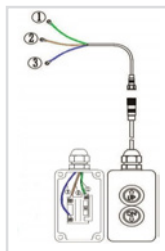
8.0 Litre horizontal plastic tank for increased capacity of larger hydraulic systems.

Comes with Filler Breather (with Dip Stick), blank plug and Jubilee Clip.

PRODUCT REFERENCE	DESCRIPTION	NETT. PRICE	
		£ STERLING	€ EUROS
PLASTANK8L	PLASTIC TANK 8.0L C/W RED PLUG AND BREATHER	£8.33	€ 11.25

## 2 BUTTON SINGLE ACTING 3 WIRE PENDANT

www.flowfitonline.com  
TECH. DATA SHEET  
**PPU7**



2 button Single Acting pendant comes pre-wired for powered lift and gravity lowered applications.

Comes with 4 metres of detachable 3 wire cable for added security.

Also available for Single Acting power packs with remote option.

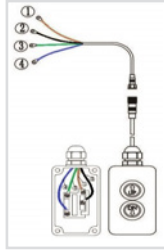


Wiring diagram for Single Acting power pack with remote option.

PRODUCT REFERENCE	DESCRIPTION	NETT. PRICE	
		£ STERLING	€ EUROS
PENDSA	3 WIRE SINGLE ACTING PENDANT WITH 4 METRE CABLE DETACHABLE	£16.36	€ 22.09

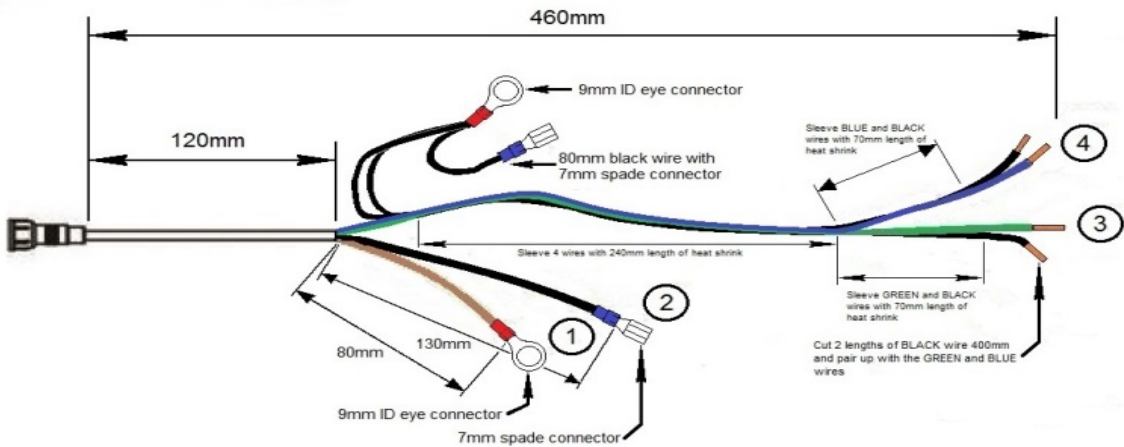
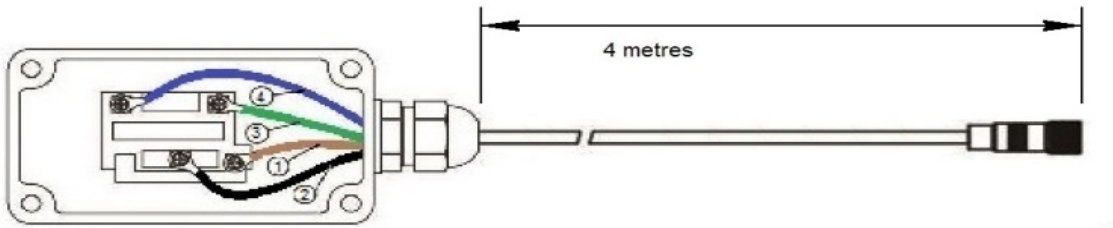
## 2 BUTTON DOUBLE ACTING 4 WIRE PENDANT

www.flowfitonline.com  
TECH. DATA SHEET  
**PPU8**



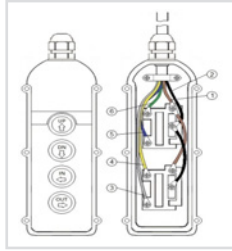
2 button Double Acting pendant comes pre-wired for powered operation in both directions through a CETOP 3 (NG6) solenoid valve.

Comes with 4 metres of detachable 4 wire cable for added security.

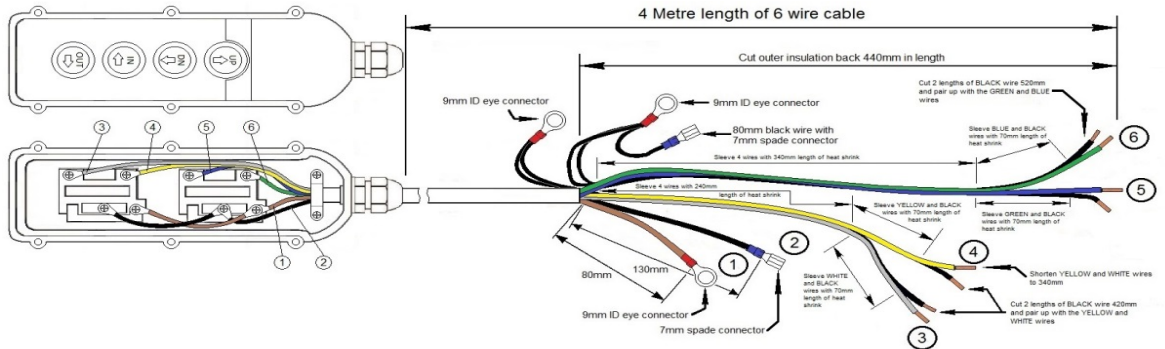


PRODUCT REFERENCE	DESCRIPTION	NETT. PRICE	
		£ STERLING	€ EUROS
PENDDA	4 WIRE DOUBLE ACTING PENDANT WITH 4 METRE CABLE DETACHABLE	£22.20	€ 29.97

# 4 BUTTON DOUBLE ACTING 6 WIRE PENDANT



4 button Double Acting pendant comes pre wired to operate two separate hydraulic circuits through two CETOP 3 (NG6) solenoid valves.  
Comes with 4 metres of 6 wire cable for hard wiring into a power pack.



PRODUCT REFERENCE	DESCRIPTION	NETT. PRICE	
		£ STERLING	€ EUROS
PENDDADA	6 WIRE DOUBLE ACTING PENDANT WITH 4 METRE CABLE DETACHABLE	£29.22	€ 39.45

PRODUCT REFERENCE	DESCRIPTION	NETT. PRICE	
		£ STERLING	€ EUROS
LABEL: YELLOW WARNING	YELLOW WARNING LABEL TO SUIT SINGLE ACTING POWERPACKS	£1.06	€ 1.43
LABELS: ZZ003468	FLOWFIT LABEL TO SUIT ZZ003468	£1.06	€ 1.43
LABELS: ZZ003820	FLOWFIT LABEL TO SUIT ZZ003820	£1.06	€ 1.43
LABELS: ZZ003834	FLOWFIT LABEL TO SUIT ZZ003834	£1.06	€ 1.43
LABELS: ZZ003835	FLOWFIT LABEL TO SUIT ZZ003835	£1.06	€ 1.43

## FLOWFIT MOBILE ENGINE DRIVEN HYDRAULIC POWER UNITS ON WHEELS

### FLOWFIT MOBILE ENGINE DRIVEN HYDRAULIC POWER UNITS

www.flowfitonline.com  
TECH. DATA SHEET  
**PPU9**



The Flowfit Range of Petrol Engine Driven Hydraulic Power Units on wheels is based on the Honda GX160 5.5 HP, Honda GX270 9.5 HP and the Honda GX390 13 HP range of engines we do have larger Honda sizes up to 25HP GX630 upon request.

Commercial Self Contained Portable Hydraulic Power Units are designed for heavy duty farm, marine and other commercial applications. Our HPU's replace farm tractor, truck and other hydraulic power supplies. Use with grain augers, mixers, lifts and other hydraulic applications with pressure available up to 200 bar (2900 psi). We offer a variety of petrol engines from the Honda GX Series and for those on a budget, Loncin engines are available. Alternatively, Hatz, Changfa or Lombardini commercial diesel engines can be specified, along with electric start/stop on all engine ranges upon request. Please contact our technical support staff to discuss all of your specific requirements.

#### SPECIFICATION

- Max Pressure: 200 bar (2900 psi).
- Relief valve Mounted on the front of the Gear Pump (pre-set to 150 bar).
- Gear Pump flows available up to 25.5 l/min.
- Flowfit Pressure Gauge fitted 0-280 bar (0-4000psi).
- Hydraulic Tank/Reservoir Capacity 50 Litres.
- Rugged Construction.
- Collapsible handle assembly for ease of transportation.
- Suction strainer fitted 125 micron, max flow 30 l/min accessible via bolt down hatch on top of tank.
- Return line filter tank mounted 10 micron cellulose filter element, c/w visual clogging indicator and diffuser and max pressure 8 bar / 116 psi.
- Max flow to return through the return line filter 45 l/min. Can be upgraded to 65 l/min returnable flow with 125 micron filter element fitted. We recommend regular checking of visual indicator to ensure filter element does not need changing.
- Replacement return line filter element is available. We recommend this is changed after the first 20 hours of use to ensure maximum efficiency and cleanliness of the hydraulic powerunit.
- Filling Point - Via a visual level indicator c/w with float system. Filler is removeable and allows a constant indication of the hydraulic oil level inside the tank.
- Max Temperature of Oil 80°C.
- Flat face quick release couplings 2 off complete fitted on pump outlet and tank top return filter ready to connect your 1/2" bsp male hose connection or male adaptor.
- Power Unit fitted with top quality Gates hydraulic hose assemblies Pneumatic tyre wheels Kit included for ease of transportation.
- Full 1 Year Warranty (2 year warranty standard on Honda engines) Made in England.

**ENGINE**  
CHOICE OF HONDA AND LONCIN PETROL OR HATZ ENGINES

**PRESSURE GAUGE**  
0-280 BAR (0-4000 PSI)  
GAUGE FITTED AS STANDARD.  
MAXIMUM SYSTEM PRESURE =200 BAR

**HOSE**  
TOP QUALITY GATES FLEXIBLE HOSE USED THROUGHOUT

**DAMPERS**  
40mm DAMPERS FITTED AS STANDARD TO REDUCE ENGINE VIBRATION AND NOISE LEVELS

**RETURN FILTER**  
10 MICRON TANK RETURN FILTER FITTED WITH VISUAL INDICATOR AND BYPASS VALVE TO ENSURE CLEANLINESS OF THE HYDRAULIC OIL AND EXTENDING OPERATING LIFE.

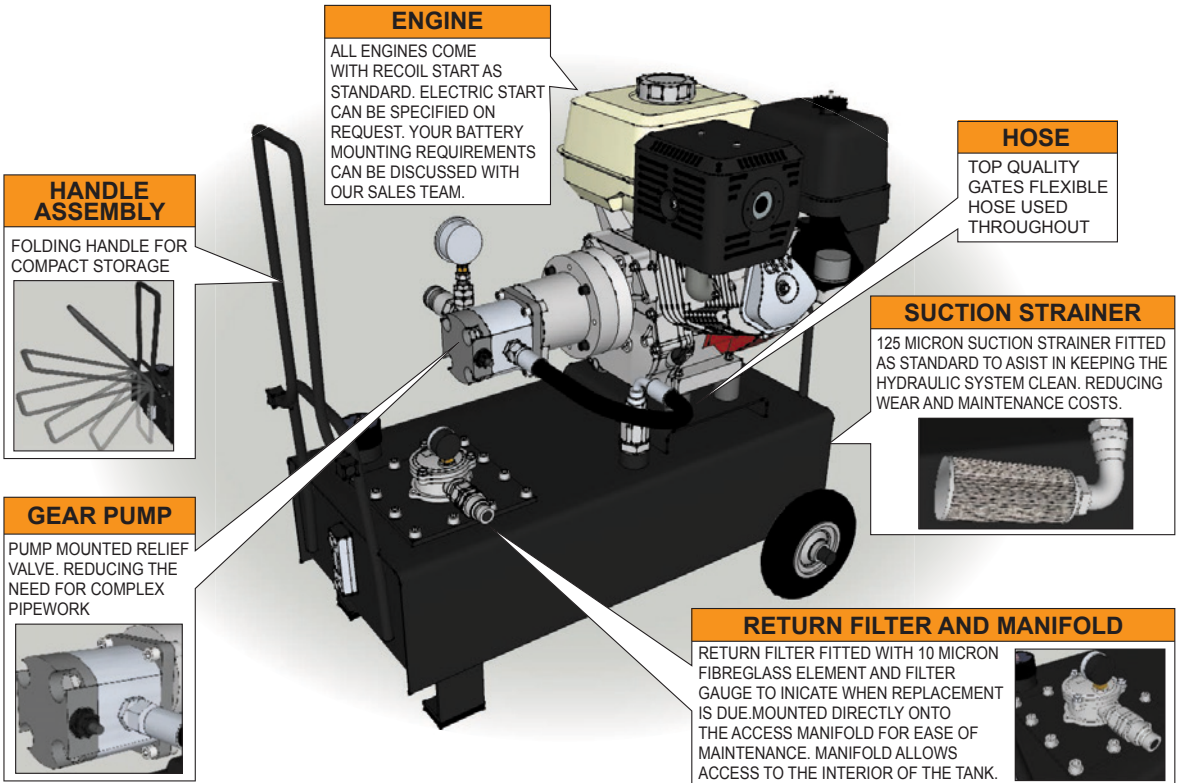
**QUICK RELEASE CONNECTIONS**  
1/2" BSP DN08 FLAT FACE QUICK RELEASE COUPLINGS  
FITTED AS STANDARD FOR EASE OF STORAGE & TRANSPORTATION

**TANK**  
50 LITRE TANK MANUFACTURED FROM 4mm SHEET STEEL FOR STURDY CONSTRUCTION, ENABLING OTHER COMPONENTS TO BE MOUNED DIRECTLY ON TO IT. THIS DESIGN PROVIDES A LOW CENTRE OF GRAVITY FOR ADDED STABILITY ON ROUGH TERRAIN.

**FILLING POINT AND LEVEL READING**  
VISUAL LEVEL INDICATOR FITTED TO FILLER PORT. OPERATES USING A FLOAT AND ARCHIMEDES SCREW.

**LEVEL INDICATOR**  
SECONDARY LEVEL INDICATOR MOUNTED AT THE END OF TANK FOR ADDED PROTECTION






**FLOWFIT HONDA PETROL POWER UNIT (RECOIL START)**

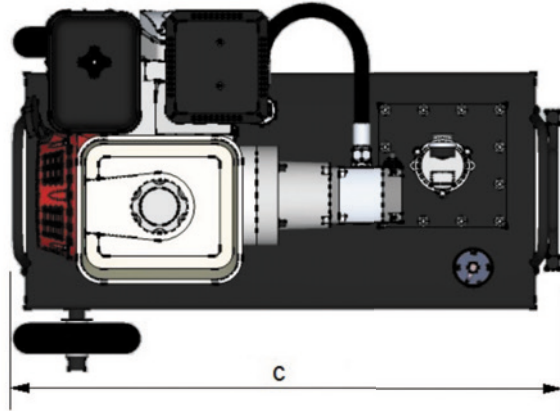
PRODUCT REFERENCE	DESCRIPTION	NETT. PRICE	
		£ STERLING	€ EUROS
ZZ003799	GX390FQ 13HP HONDA PETROL ENGINE PORTABLE UNIT 25.5L/MIN 210BAR RECOIL START	£1,792.07	€ 2,419.29
ZZ003801	GX270FQ 9.5HP HONDA PETROL ENGINE PORTABLE UNIT 19.5L/MIN 200BAR RECOIL START	£1,599.10	€ 2,158.79
ZZ003802	GX160FQ 5.5HP HONDA PETROL ENGINE PORTABLE UNIT 10.5L/MIN 200BAR RECOIL START	£1,227.09	€ 1,656.57

**FLOWFIT LONCIN PETROL POWER UNIT (RECOIL START)**

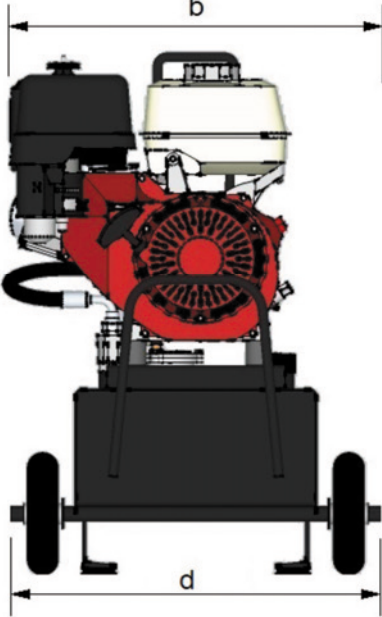
PRODUCT REFERENCE	DESCRIPTION	NETT. PRICE	
		£ STERLING	€ EUROS
ZZ003800	G390F-P 13HP LONCIN PETROL ENGINE PORTABLE UNIT 25.5L/MIN 210BAR RECOIL START	£1,393.62	€ 1,881.39
ZZ003803	G270F-P 9HP LONCIN PETROL ENGINE PORTABLE UNIT 19.5L/MIN 200BAR RECOIL START	£1,216.57	€ 1,642.37
ZZ003804	G160F-P 5.5HP LONCIN PETROL ENGINE PORTABLE UNIT 10.5L/MIN 200BAR RECOIL START	£1,026.05	€ 1,385.17



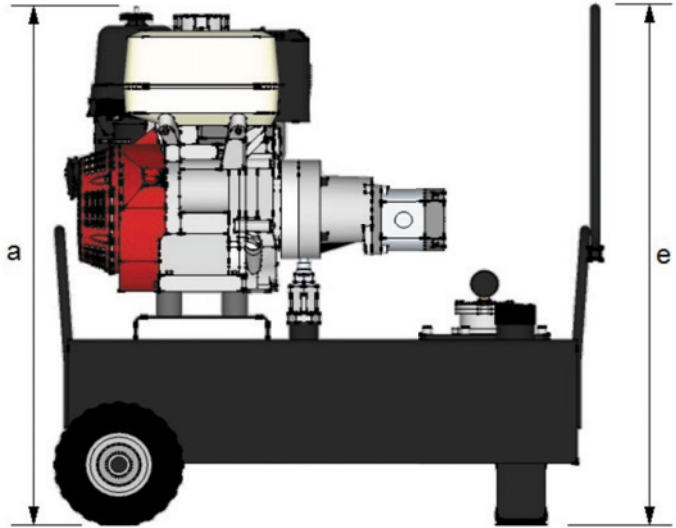
b



c



d



a

e

PRODUCT REFERENCE	ENGINE	PUMP	FLOW RATE	PRESSURE		WEIGHT (DRY)	DIMENSIONS				
				BAR	PSI		A	B	C	D	E
ZZ003799	GX390FQ	8cc	25.5l/min	210	3045	75kg	821mm	587mm	860mm	580mm	845mm
ZZ003801	GX270FQ	6.5cc	19.5l/min	200	2900	69kg	788mm	563mm			
ZZ003802	GX160FQ	3.2cc	10.5l/min	200	2900	60kg	713mm	529mm			
ZZ003800	G390F	8cc	25.5l/min	210	3045	75kg	818mm	584mm			
ZZ003803	G270F	6.5cc	19.5l/min	200	2900	69kg	788mm	570mm			
ZZ003804	G160F	3.2cc	10.5l/min	200	2900	60kg	793mm	530mm			

**HANDLE ASSEMBLY**

FOLDING HANDLE FOR COMPACT STORAGE

**PRESSURE GAUGE**

0-280 BAR (0-4000 PSI)  
GAUGE FITTED AS STANDARD.  
MAXIMUM SYSTEM PRESURE =200 BAR

**ENGINE**

ALL ENGINES COME WITH RECOIL START AS STANDARD. ELECTRIC START CAN BE SPECIFIED ON REQUEST. YOUR BATTERY MOUNTING REQUIREMENTS CAN BE DISCUSSED WITH OUR SALES TEAM.

**HOSE**

TOP QUALITY GATES FLEXIBLE HOSE USED THROUGHOUT

**LEVER VALVE WITH 3/8" 'A' & 'B' PORTS**

THE HDM140 DOUBLE ACTING 3 POSITION SPOOL VALVE IS 3/8" BSP PORTED AND PROVIDE A MAXIMUM FLOW RATE OF 40 L/ MIN WITH SPRING RETURN TO NEUTRAL.

A RELIEF VALVE IS FITTED TO THE HDM140 AS STANDARD AND IS PRESET TO 150 BAR. DIFFERENT SPOOL AND POSITIONER CONFIGURATIONS CAN BE SPECIFIED UPON REQUEST.

**SUCTION STRAINER**

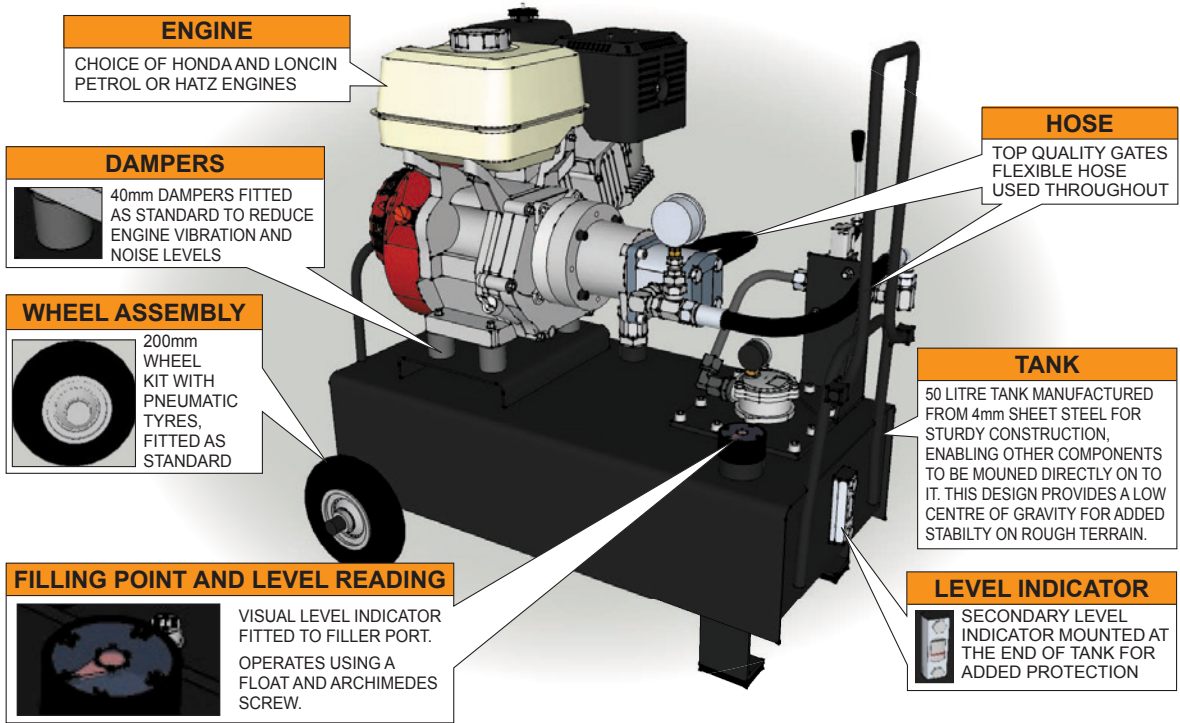
125 MICRON SUCTION STRAINER FITTED AS STANDARD TO ASSIST IN KEEPING THE HYDRAULIC SYSTEM CLEAN. REDUCING WEAR AND MAINTENANCE COSTS.

**RETURN FILTER AND MANIFOLD**

RETURN FILTER FITTED WITH 10 MICRON FIBREGLASS ELEMENT AND FILTER GAUGE TO INICATE WHEN REPLACEMENT IS DUE. MOUNTED DIRECTLY ONTO THE ACCESS MANIFOLD FOR EASE OF MAINTENANCE. MANIFOLD ALLOWS ACCESS TO THE INTERIOR OF THE TANK.

**FLOWFIT HONDA PETROL POWER UNIT (RECOIL START) WITH LEVER VALVE**

PRODUCT REFERENCE	DESCRIPTION	NETT. PRICE	
		£ STERLING	€ EUROS
ZZ004422	GX390FQ 13HP HONDA PETROL ENGINE PORTABLE UNIT 25.5L/MIN 210BAR RECOIL START (with lever valve)	£1,942.89	€ 2,622.90
ZZ004423	GX270FQ 9.5HP HONDA PETROL ENGINE PORTABLE UNIT 19.5L/MIN 200BAR RECOIL START (with lever valve)	£1,735.45	€ 2,342.86
ZZ004424	GX160FQ 5.5HP HONDA PETROL ENGINE PORTABLE UNIT 10.5L/MIN 200BAR RECOIL START (with lever valve)	£1,357.97	€ 1,833.26




**FLOWFIT LONCIN PETROL POWER UNIT (RECOIL START) WITH LEVER VALVE**

PRODUCT REFERENCE	DESCRIPTION	NETT. PRICE	
		£ STERLING	€ EUROS
ZZ004425	G390F-P 13HP LONCIN PETROL ENGINE PORTABLE UNIT 25.5L/MIN 210BAR RECOIL START (with lever valve)	£1,532.10	€ 2,068.34
ZZ004426	G270F-P 9HP LONCIN PETROL ENGINE PORTABLE UNIT 19.5L/MIN 200BAR RECOIL START (with lever valve)	£1,349.79	€ 1,822.22
ZZ004427	G160F-P 5.5HP LONCIN PETROL ENGINE PORTABLE UNIT 10.5L/MIN 200BAR RECOIL START (with lever valve)	£1,109.64	€ 1,498.01

# HYDRAULIC POWER UNITS

## HYDRAULIC POWER UNITS

PRODUCT	PAGE
SERIES UP100 HYDRAULIC POWER PACKS	142
UP100 POWERUNIT BUILD YOUR OWN	143
UP100 READY BUILT IN STOCK	147
READY BUILT IN STOCK SINGLE ACTING POWERUNIT	149
UP100 READY BUILT IN STOCK DOUBLE ACTING CIRCUIT	152
HF500 250 BAR POWER PACKS	155
DETAILS FOR INSTALLATION HF500	160
HF600 350 BAR VARIABLE FLOW HIGH PRESSURE POWER PACKS	161
DETAILS FOR INSTALLATION HF600	163
UP50 MINI-FLOW HYDRAULIC POWER PACK	164
ET-ELECTRIC DC MOTOR PUMP SET	167
HF800 HONDA PETROL ENGINE DRIVEN POWER PACKS	168
HF700 PETROL ENGINE DRIVEN POWER PACKS	170
HF900 HATZ DIESEL ENGINE DRIVEN	172
CUSTOM BUILT POWER UNITS	174



**FROM ONLY**  
**£477.09**  
+VAT



**FROM ONLY**  
**£1126.46**  
+VAT



**QUALITY PRODUCTS**



**FREE ADVICE**

**FLOWFIT**  
**FREE SYSTEM**  
**EVALUATION**

Send us your requirements and we will do the rest



## SERIES UP100 HYDRAULIC POWER PACKS

**A full range of Flowfit powerunits built to order and held in stock at our warehouse ready for you to collect, all units available in DC and AC combinations.**

These units feature a high degree of accuracy and have a wide application range. Bucher Hydraulics power packs are designed according an integrated modular system of valves for the various functions.

This highlights the equipment's compact nature, the foundation of its high performance level.

The basic components of the power packs are:

- a manifold block with cavities for various types of valves
- a very quiet, high-efficiency gear pump
- an electric motor (DC or AC)
- a reservoir (plastic or steel)
- several optional accessories

### Advantages

- Compact and modular construction, limited number of components, quick and easy assembly
- Maximum flexibility – numerous different circuits can be built from just the few basic versions
- Valve cavities conform to international standards
- Optimisation of motor-pump unit produce increased efficiency and low operating noise level

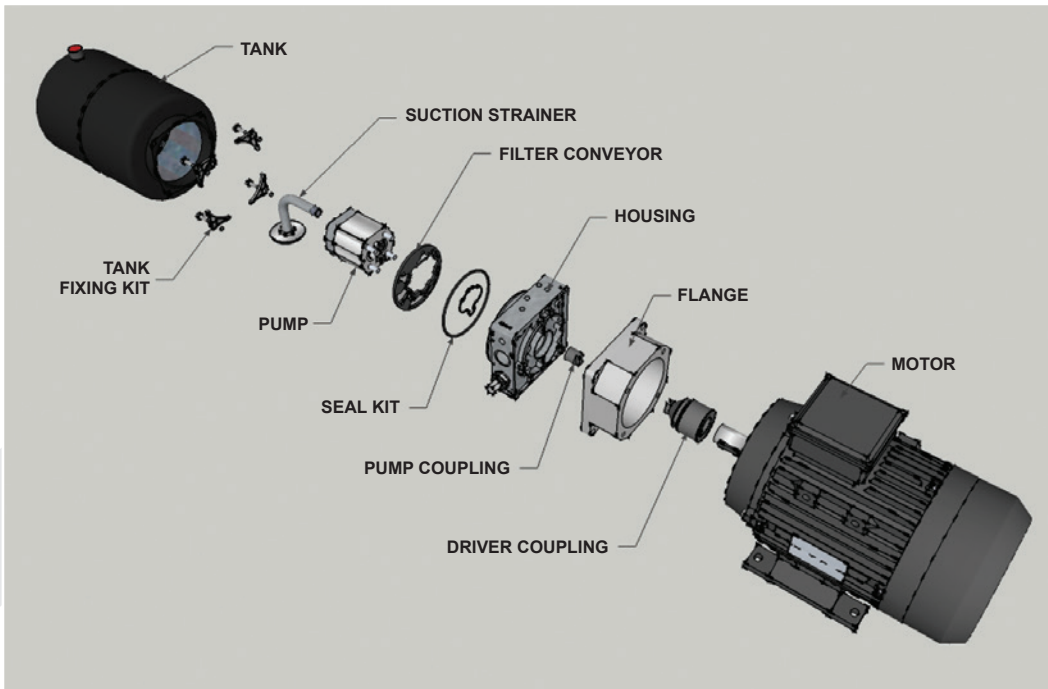
	UP50	UP100
cm3/rev	0.25 - 2.3	1.2 - 10.0
bar	230	230
kw	0.35 - 2.0	0.8 - 2.0
kw	0.40 - 2.5	1.2 - 3.0
kw	2.0	2.0
kw	0.12 - 0.75	0.25 - 4.0
litre	0.5 - 4.0	1.5 - 18.0



### Applications

- Car lifters
- Lift trucks
- Scissor lifts
- Medical equipment
- Tailift applications
- Lifting platforms
- Equipments for disabled needs
- Automation: opening/closing of swing doors, tailgates, safety locking systems, etc.


## TYPICAL LAYOUT OF UP100 POWERUNIT





## UP100 POWERUNIT BUILD YOUR OWN

www.flowfitonline.com  
TECH. DATA SHEET  
**PU1**



The UP100 series of standard power packs is based on a range of 12vdc, 24vdc, 48vdc, 240v 1 phase and 415v 3 phase motors from 0.37kw to 5.5kw.

Supplied fully assembled and tested, these units offer pressures up to 210 bar and flows up to 17lpm.

All components in stock ready to assemble for immediate delivery.



A wide range of Compact Industrial hydraulic power packs where space is at a premium.

### Applications

- Automation: opening/closing of swing doors
- Barrier controls
- Car lifters
- Demountables
- Equipments for disabled needs
- Lift trucks
- Lifting platforms
- Machine tools
- Medical equipments

All UP100 assembled powerunits come complete as standard with the following components.

- Electric motor DC/AC
- Bucher gear pump.
- Bucher central housing.
- Main relief valve
- Check valve
- Drive coupling
- Motor flange
- Suction Filter 216 micron
- Return filter conveyor 150 micron



### APPLICATIONS:

- Mobile stationary equipment
- Safety Locking systems
- Scissor lifts
- Snowploughs
- Tipper
- Truck cranes
- Truck tailgate lifts
- Tyre removal machines
- Wood working machines

### BENEFITS:

- Compact and modular construction, limited number of components, quick and easy assembly
- Maximum flexibility – numerous different circuits can be built from just the few basic versions
- Valve cavities conform to international standards
- Optimisation of motor-pump unit has produced increased efficiency and low operating noise level



TO GENERATE YOUR FULL ORDER NUMBER SELECT THE COSTING CODE OR EACH COMPONENT



## EXAMPLE

**STEP 1**  
SELECT MOTOR  
EG: AC1  
£317.73

www.flowfitonline.com  
TECH. DATA SHEET  
**PU1**

COSTING CODE	FLOW L/MIN	MAX P BAR	MOTOR SIZE KW	MOTOR TYPE		NETT. PRICE	
				12VDC UNIT	12VDC UNIT	£ STERLING	€ EUROS
12V12	3.7	200	1.7	12VDC	12VDC	£481.74	€ 650.35
12V17	4.9	175	1.7	12VDC	12VDC	£481.74	€ 650.35
12V25	5	150	1.7	12VDC	12VDC	£481.74	€ 650.35
12V35	9.5	100	1.7	12VDC	12VDC	£481.74	€ 650.35
12V43	12	75	1.7	12VDC	12VDC	£481.74	€ 650.35
12V5	13	75	1.7	12VDC	12VDC	£481.74	€ 650.35
12V65	17	50	1.7	12VDC	12VDC	£481.74	€ 650.35
12V8	25	22	1.7	12VDC	12VDC	£481.74	€ 650.35

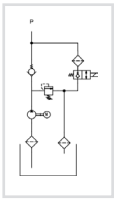
COSTING CODE	FLOW L/MIN	MAX P BAR	MOTOR SIZE KW	MOTOR TYPE		NETT. PRICE	
				24VDC UNIT	24VDC UNIT	£ STERLING	€ EUROS
24V12	3.5	200	2.2	24VDC	24VDC	£495.64	€ 669.12
24V17	4.25	200	2.2	24VDC	24VDC	£495.64	€ 669.12
24V25	6	200	2.2	24VDC	24VDC	£495.64	€ 669.12
24V35	7.5	175	2.2	24VDC	24VDC	£495.64	€ 669.12
24V43	8	150	2.2	24VDC	24VDC	£495.64	€ 669.12
24V5	9	125	2.2	24VDC	24VDC	£495.64	€ 669.12
24V65	12.5	100	2.2	24VDC	24VDC	£495.64	€ 669.12
24V8	16	75	2.2	24VDC	24VDC	£495.64	€ 669.12

COSTING CODE	FLOW L/MIN	MAX P BAR	MOTOR SIZE KW	NETT. PRICE		NETT. PRICE	
				AC UNIT	AC UNIT	240V/AC	415V/AC
AC1	1.68	100	0.37	£317.73	€ 428.94	£335.52	€ 452.95
AC2	1.68	160	0.55	£345.82	€ 466.85	£349.57	€ 471.91
AC3	1.68	210	0.75	£355.47	€ 479.88	£356.59	€ 481.40
AC4	2.38	75	0.37	£317.73	€ 428.94	£335.52	€ 452.95
AC5	2.38	110	0.55	£345.82	€ 466.85	£349.57	€ 471.91
AC6	2.38	155	0.75	£355.47	€ 479.88	£356.59	€ 481.40
AC7	2.38	210	1.1	£388.82	€ 524.90	£386.75	€ 522.11
AC8	3.5	100	0.75	£355.47	€ 479.88	£356.59	€ 481.40
AC9	3.5	150	1.1	£388.82	€ 524.90	£386.75	€ 522.11
AC10	3.5	210	1.5	£422.17	€ 569.93	£464.09	€ 626.52
AC11	4.9	75	0.75	£544.79	€ 735.47	£349.57	€ 471.91
AC12	4.9	110	1.1	£387.93	€ 523.71	£386.75	€ 522.11
AC13	4.9	150	1.5	£422.17	€ 569.93	£466.98	€ 630.42
AC14	4.9	210	2.2	£483.61	€ 652.87	£433.95	€ 585.84
AC15	6	90	1.1	£387.93	€ 523.71	£386.75	€ 522.11
AC16	6	120	1.5	£422.17	€ 569.93	£466.98	€ 630.42
AC17	6	180	2.2	£483.61	€ 652.87	£433.95	€ 585.84
AC18	6	210	3	£525.74	€ 709.74	£466.98	€ 630.42
AC19	7	75	1.1	£387.93	€ 523.71	£386.75	€ 522.11
AC20	7	100	1.5	£422.17	€ 569.93	£466.98	€ 630.42
AC21	7	150	2.2	£483.74	€ 653.04	£433.95	€ 585.84
AC22	7	210	3	£557.28	€ 752.32	£466.98	€ 630.42
AC23	9	80	1.5	£422.17	€ 569.93	£466.98	€ 630.42
AC24	9	120	2.2	£483.74	€ 653.04	£433.95	€ 585.84
AC25	9	165	3	£525.72	€ 709.73	£466.98	€ 630.42
AC26	9	190	4	N/A	N/A	£509.30	€ 687.56
AC27	11	65	1.5	£422.17	€ 569.93	£466.98	€ 630.42
AC28	11	100	2.2	£483.61	€ 652.87	£433.95	€ 585.84
AC29	11	130	3	£525.11	€ 708.89	£466.98	€ 630.42
AC30	11	180	4	N/A	N/A	£509.30	€ 687.56
AC31	14	75	2.2	£483.61	€ 652.87	£433.95	€ 585.84
AC32	14	100	3	£525.74	€ 709.74	£466.98	€ 630.42
AC33	14	145	4	N/A	N/A	£509.30	€ 687.56

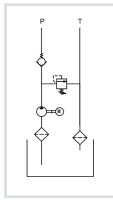


**STEP 2**  
SELECT VOLTAGE  
EG:3PH  
£0.00

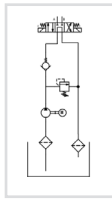
COSTING CODE	MOTOR VOLTAGE	NETT. PRICE	
		£ STERLING	€ EUROS
3PH	Three phase 415v	£0.00	€ 0.00
1PH	Single phase 240v	£0.00	€ 0.00
1PH110V	Single phase 110v	POA	POA
3PH110V	Three phase 110v	POA	POA
PD	Pulley driven c/w 100mm pulley	£153.69	€ 207.48
XXX	Not required	£0.00	€ 0.00



**K1 - Typical Circuit**  
AC AND DC SINGLE ACTING SOLENOID OPERATED HYDRAULIC CIRCUIT.



**K3 - Typical Circuit**  
PRESSURE AND TANK RETURN HYDRAULIC CIRCUIT.



**K4 - Typical Circuit**  
SOLENOID HYDRAULIC CIRCUIT.

**STEP 3**  
SELECT CIRCUIT  
EG:K3  
£0.00

COSTING CODE	CIRCUITS AVAILABLE		NETT. PRICE	
			£ STERLING	€ EUROS
K1	Single acting circuit	K1 Circuit	£0.00	€ 0.00
K3	Double acting circuit.	K3 Circuit	£0.00	€ 0.00
K3	P and T ports only circuit.	K3 Circuit	£0.00	€ 0.00
K3	Cetop valve circuits	K3 Circuit	£0.00	€ 0.00
K4	Lever valve circuits.	K4 Circuit	£0.00	€ 0.00



**STEP 4**  
SELECT MANIFOLD  
EG: 32  
£85.39

COSTING CODE	MANIFOLDS AVAILABLE	NETT. PRICE	
		£ STERLING	€ EUROS
31	1 station cetop 3 manifold	£43.19	€ 58.30
32	2 station cetop 3 manifold	£85.39	€ 115.27
33	3 station cetop 3 manifold	£129.59	€ 174.95
XXX	Not required	£0.00	€ 0.00



If using 10 litre reservoir or larger complete with 1-3 station cetop 3 manifold then you need the above manifold. If using 8 litre or smaller reservoir this manifold above is not needed.

**STEP 5**  
SELECT MANIFOLD  
EG: 42  
£72.32

COSTING CODE	MANIFOLD NEEDED	NETT. PRICE	
		£ STERLING	€ EUROS
42	4210	£72.32	€ 97.64
XXX	Not required	£0.00	€ 0.00

**USE TECH. DATA SHEET PU1 FOR PRODUCTS ON THIS PAGE**



**STEP 6**  
SELECT SOLENOID VALVES  
EG: NG6D + NG6D  
£45.58+£45.58

**USE TECH. DATA SHEET PU1 FOR PRODUCTS ON THIS PAGE**

COSTING CODE	SOLENOID VALVES	NETT. PRICE	
		£ STERLING	€ EUROS
NG6D	FLOWFIT NG6 D/ACTING VALVE AC/DC ANY SPOOL	£45.58	€ 61.53
NG6S	FLOWFIT NG6 S/ACTING VALVE AC/DC ANY SPOOL	£33.89	€ 45.76
NOV	FLOWFIT NORMALLY OPEN SINGLE ACTING AC/DC	£33.89	€ 45.76
NCV	FLOWFIT NORMALLY CLOSED SINGLE ACTING AC/DC	£45.58	€ 61.53
XX	Not required	£0.00	€ 0.00



**STEP 7**  
SELECT MANUAL VALVES  
EG: XXX  
£0.00

COSTING CODE	MANUAL VALVES	NETT. PRICE	
		£ STERLING	€ EUROS
HD105	1 bank single acting lever valve 3 pos spring return.	£122.56	€ 165.45
HD106	1 bank double acting lever valve 3 pos spring return	£165.74	€ 223.75
HDS11/2	2 bank double acting lever valve 3 pos spring return	£160.37	€ 216.49
HDS11/3	3 bank double acting lever valve 3 pos spring return	£216.25	€ 291.93
HDS11/4	4 bank double acting lever valve 3 pos spring return	£274.18	€ 370.14
HDS11/5	5 bank double acting lever valve 3 pos spring return	£329.02	€ 444.17
HDS11/6	6 bank double acting lever valve 3 pos spring return	£384.90	€ 519.61
XXX	Not required	£0.00	€ 0.00



**STEP 7**  
SELECT MANUAL VALVES  
EG: XXX  
£0.00

COSTING CODE	RESERVOIRS	NETT. PRICE	
		£ STERLING	€ EUROS
1.5PH	1.5litre plastic horizontal.	£30.30	€ 40.91
2.5PH	2.5litre plastic horizontal.	£32.15	€ 43.40
3.5PH	3.5litre plastic horizontal.	£35.15	€ 47.46
6PH	6 litre plastic horizontal.	£37.17	€ 50.18
5H	5 litre steel horizontal.	£56.25	€ 75.94
5V	5 litre steel vertical.	£56.25	€ 75.94
8H	8 litre steel horizontal.	£59.27	€ 80.02
8V	8 litre steel vertical.	£59.27	€ 80.02
10H	10 litre steel horizontal.	£93.42	€ 126.11
12V	12 litre steel vertical.	£112.50	€ 151.87
15V	15 litre steel vertical.	£134.60	€ 181.71
18H	18 litre steel horizontal	£136.62	€ 184.43
20V	20 litre steel vertical	£124.56	€ 168.16
30V	30 litre steel vertical.	£160.72	€ 216.98
55V	55 litre steel vertical	£205.92	€ 277.99
75V	72 litre steel vertical.	£233.05	€ 314.61
100V	98 litre steel vertical	£275.24	€ 371.57
180V	160 litre steel vertical.	£359.63	€ 485.49
xxx	No tank required,neck and flange	£9.05	€ 12.22



8 litre steel horizontal

Plastic Cover

**STEP 9**  
SELECT EXTRAS  
EG: PG1  
£19.60

www.flowfitonline.com  
TECH. DATA SHEET  
**PU1**

COSTING CODE	ADD ON EXTRAS	NETT. PRICE	
		£ STERLING	€ EUROS
PG1	PRESSURE GAUGE 0-1000PSI PLUS ISOLATOR	£19.60	€ 26.46
PG2	PRESSURE GAUGE 0-2000PSI PLUS ISOLATOR	£19.60	€ 26.46
PG3	PRESSURE GAUGE 0-3000PSI PLUS ISOLATOR	£19.60	€ 26.46
PG4	PRESSURE GAUGE 0-4000PSI PLUS ISOLATOR	£19.60	€ 26.46
SMB	Steel mounting bracket for fitting to central housing.	£9.54	€ 12.89
DCM	Plastic motor cover for DC motors.	£19.60	€ 26.46
XXX	Not required	£0.00	€ 0.00
PLUG	13 Amp plug c/w 2 metre cable	£28.17	€ 38.03

COSTING CODE	ADD ON EXTRAS	NETT. PRICE	
		£ STERLING	€ EUROS
EHP	Emergency handpump 1.5cc/rev fitted to housing K1 + K4	£39.18	€ 52.89
EHP1	Emergency handpump 1.5cc/rev fitted to housing K3	£74.33	€ 100.34
XXX	Not required	£0.00	€ 0.00

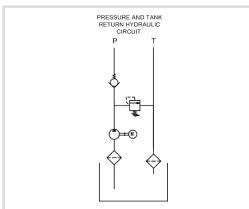
**ALL POWER PACKS ARE FULLY ASSEMBLED AND TESTED. ISSUED WITH 12 MONTHS WARRANTY FROM INVOICE DATE**

COSTING CODE	AC RANGE AIR BLOWN OIL COOLER	PRICE
COOLER	AC range air blown oil cooler	Dependent on application

**FULL ORDER NUMBER FOR EXAMPLE SHOWN**  
AC1-3PH-K3-32  
NG6D-NG6D-XXX-8H-PG1

**UP100 READY BUILT IN STOCK**

**P+T CIRCUIT**



Ideal if all you need is flow/pressure with tank return

www.flowfitonline.com  
TECH. DATA SHEET  
**PU1**



12VDC		P + T PORTS ONLY						
PT NO	KW	FLOW L/MIN	MAX P BAR	RESERVOIR SIZE LITRE	MOTOR TYPE	NETT. PRICE		
						£ STERLING	€ EUROS	
ZZ001469	1.7	3.7	200	5 litre horizontal	12VDC	£477.09	€ 644.07	
ZZ001470	1.7	3.7	200	8 litre horizontal	12VDC	£483.72	€ 653.02	
ZZ001471	1.7	4.9	175	8 litre horizontal	12VDC	£483.72	€ 653.02	
ZZ001472	1.7	4.9	175	10 litre horizontal	12VDC	£510.89	€ 689.70	
ZZ001473	1.7	9.5	100	15 litre vertical	12VDC	£555.28	€ 749.63	
ZZ001474	1.7	9.5	100	18 litre horizontal	12VDC	£559.92	€ 755.89	

FLOWFIT®



24VDC		P + T PORTS ONLY						www.flowfitonline.com TECH. DATA SHEET <b>PU1</b>	
PT NO	KW	FLOW L/MIN	MAX P BAR	RESERVOIR SIZE LITRE	MOTOR TYPE	NETT. PRICE			
						£ STERLING	€ EUROS		
ZZ001475	2.2	3.5	200	5 litre horizontal	24VDC	£477.10	€ 644.08		
ZZ001476	2.2	3.5	200	8 litre horizontal	24VDC	£483.72	€ 653.03		
ZZ001477	2.2	4.25	200	8 litre horizontal	24VDC	£483.72	€ 653.03		
ZZ001478	2.2	4.25	200	10 litre horizontal	24VDC	£511.19	€ 690.11		
ZZ001479	2.2	7.5	175	15 litre vertical	24VDC	£555.28	€ 749.63		
ZZ001480	2.2	7.5	175	18 litre horizontal	24VDC	£559.91	€ 755.88		

FLOWFIT®



110VAC		50HZ 1 PHASE P + T PORTS ONLY						www.flowfitonline.com TECH. DATA SHEET <b>PU1</b>	
PT NO	KW	HP	FLOW L/MIN	MAX P BAR	RESERVOIR SIZE LITRE	MOTOR TYPE	NETT. PRICE		
						£ STERLING	€ EUROS		
ZZ001481	0.75	1	1.68	210	5 litre horizontal	110VAC	£472.46	€ 637.82	
ZZ001482	1.1	1.5	2.38	210	5 litre horizontal	110VAC	£520.16	€ 702.22	
ZZ001483	1.5	2	3.5	210	8 litre horizontal	110VAC	£529.44	€ 714.75	
ZZ001484	2.2	3	4.9	210	8 litre horizontal	110VAC	£668.59	€ 902.59	
ZZ001485	3	4	6	210	10 litre horizontal	110VAC	£764.67	€ 1,032.31	

FLOWFIT®



240VAC		50HZ 1 PHASE P + T PORTS ONLY						www.flowfitonline.com TECH. DATA SHEET <b>PU1</b>	
PT NO	KW	HP	FLOW L/MIN	MAX P BAR	RESERVOIR SIZE LITRE	MOTOR TYPE	NETT. PRICE		
						£ STERLING	€ EUROS		
ZZ001486	0.75	1	1.68	210	5 litre horizontal	240VAC	£433.36	€ 585.03	
ZZ001487	1.1	1.5	2.38	210	5 litre horizontal	240VAC	£471.80	€ 636.93	
ZZ001488	1.5	2	3.5	210	8 litre horizontal	240VAC	£518.84	€ 700.43	
ZZ001489	2.2	3	4.9	210	8 litre horizontal	240VAC	£628.17	€ 848.03	
ZZ001490	3	4	6	210	10 litre horizontal	240VAC	£674.55	€ 910.64	

FLOWFIT®



415VAC		50HZ 3 PHASE P + T PORTS ONLY						www.flowfitonline.com TECH. DATA SHEET <b>PU1</b>	
PT NO	KW	HP	FLOW L/MIN	MAX P BAR	RESERVOIR SIZE LITRE	MOTOR TYPE	NETT. PRICE		
						£ STERLING	€ EUROS		
ZZ001491	0.75	1	1.68	210	5 litre horizontal	415VAC	£365.11	€ 492.89	
ZZ001492	1.1	1.5	2.38	210	5 litre horizontal	415VAC	£384.98	€ 519.73	
ZZ001493	1.5	2	3.5	210	8 litre horizontal	415VAC	£414.14	€ 559.09	
ZZ001494	2.2	3	4.9	210	8 litre horizontal	415VAC	£439.98	€ 593.98	
ZZ001495	3	4	6	210	10 litre horizontal	415VAC	£526.79	€ 711.16	
ZZ001496	4	5.3	9.7	210	15 litre horizontal	415VAC	£617.57	€ 833.72	

FLOWFIT®



PETROL		Loncin		P + T PORTS ONLY						www.flowfitonline.com TECH. DATA SHEET <b>PU2</b>	
PT NO	ENGINE TYPE	KW 3600 RPM	HP 3600 RPM	FLOW RATE + MAX PSI	ENGINE START	PUMP TYPE	OIL ALERT YES/NO	DIMENSION L X W X H (MM)	NETT. PRICE		
								£ STERLING	€ EUROS		
ZZ001624	Loncin	4.8	6.5	11.5 L/MIN @ 2900 PSI/200 BAR	Pull	Gear	yes	1015 x 385 x 600	£1,126.47	€ 1,520.74	
ZZ001625	Loncin	6.7	9	15.8 L/MIN @ 2900 PSI/200 BAR	Pull	Gear	yes	1015 x 385 x 600	£1,245.74	€ 1,681.75	
ZZ001626	Loncin	9.6	13	24 L/MIN @ 2900 PSI/200 BAR	Pull	Gear	yes	1015 x 385 x 600	£1,292.12	€ 1,744.36	





www.flowfitonline.com

TECH. DATA SHEET

**PU3**



DIESEL		HATZ		P + T PORTS ONLY						
PT NO	ENGINE TYPE	KW 3000 RPM	HP 3000 RPM	FLOW RATE + MAX PSI	ENGINE START	PUMP TYPE	OIL ALERT YES/NO	DIMENSION L X W XH (MM)	NETT. PRICE	
								£ STERLING	€ EUROS	
ZZ001422	Hatz	7.4	10	18 L/MIN @ 2900 PSI/200 BAR	Electric start Manual stop	Gear	yes	1015 x 385 x 600	£2,915.55	€ 3,935.99
ZZ001627	Hatz	14.7	19.7	36 L/MIN @ 2900 PSI/200 BAR	Electric start Manual stop	Gear	yes	1015 X 385 X 600	£5,301.00	€ 7,156.35



www.flowfitonline.com

TECH. DATA SHEET

**PU4**

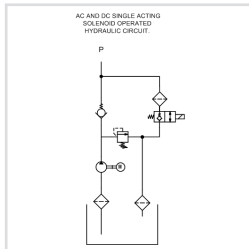


BELT DRIVEN		P + T PORTS ONLY					
PT NO	PUMP FLOW AT 1000 L/MIN	PUMP FLOW AT 3600RPM	MAX P BAR	RESERVOIR SIZE LITRE	NETT. PRICE		
					£ STERLING	€ EUROS	
ZZ001621	1.2	4.3	210	8 Horizontal	£396.92	€ 535.84	
ZZ001622	2.5	9	210	15 Horizontal	£468.48	€ 632.45	
ZZ001623	3.5	12.6	210	18 Horizontal	£481.74	€ 650.35	

## READY BUILT IN STOCK SINGLE ACTING POWERUNIT

TO OPERATE A SINGLE ACTING CYLINDER ON ANY TRAILER OR TIPPER APPLICATIONS COMPLETE WITH TWO BUTTON PENDENT

### 12VDC



www.flowfitonline.com

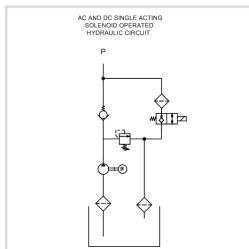
TECH. DATA SHEET

**PU5**

- 12vdc powerunit.
- 2.1cc/rev gear pump.
- 1.6kw 12vdc electric motor c/w relay and plastic motor cover.
- 4.3 litre reservoir c/w drain plug.
- Reservoir c/w suction strainer, return oil conveyor and filler breather
- Horizontal mounting Max pressure 220 bar.
- Max flow 4 l/min at 220 bar.
- Main relief valve adjustable from 50 - 220 bar.
- 12vdc let down valve, relief and P line check.
- Suitable for all single acting applications.
- 2 Button pendent on a 4 metre lead.

PT NO	FLOW L/MIN	MAX P BAR	MOTOR SIZE KW	MOTOR TYPE	NETT. PRICE	
					£ STERLING	€ EUROS
ZZ001974	4	220	1.6	12VDC	£273.25	€ 368.89

### 24VDC



www.flowfitonline.com

TECH. DATA SHEET

**PU5**

- 24vdc powerunit.
- 2.1cc/rev gear pump.
- 2kw 24vdc electric motor c/w relay and plastic motor cover.
- 4.3 litre reservoir c/w drain plug.
- Reservoir c/w suction strainer, return oil conveyor and filler breather
- Horizontal mounting Max pressure 220 bar.
- Max flow 4 l/min at 220 bar.
- Main relief valve adjustable from 50 - 220 bar.
- 24vdc let down valve, relief and P line check.
- Suitable for all single acting applications.
- 2 Button pendent on a 4 metre lead.

PT NO	FLOW L/MIN	MAX P BAR	MOTOR SIZE KW	MOTOR TYPE	NETT. PRICE	
					£ STERLING	€ EUROS
ZZ001648	4	220	2	24VDC	£298.50	€ 402.98

FLOWFIT®



12VDC		SINGLE ACTING SOLENOID OPERATED					NETT. PRICE	
PT NO	KW	FLOW L/MIN	MAX P BAR	RESERVOIR SIZE LITRE	MOTOR TYPE	£ STERLING	€ EUROS	
ZZ001497	1.7	3.7	200	5 litre horizontal	12VDC	£552.81	€ 746.29	
ZZ001498	1.7	3.7	200	8 litre horizontal	12VDC	£529.43	€ 714.73	
ZZ001499	1.7	4.9	175	8 litre horizontal	12VDC	£530.76	€ 716.53	
ZZ001500	1.7	4.9	175	10 litre horizontal	12VDC	£561.91	€ 758.58	
ZZ001501	1.7	9.5	100	15 litre vertical	12VDC	£601.00	€ 811.35	
ZZ001502	1.7	9.5	100	18 litre horizontal	12VDC	£614.25	€ 829.24	

FLOWFIT®



12VDC		SINGLE ACTING SOLENOID OPERATED					NETT. PRICE	
PT NO	KW	FLOW L/MIN	MAX P BAR	RESERVOIR SIZE LITRE	MOTOR TYPE	£ STERLING	€ EUROS	
ZZ001503	1.7	3.7	200	5 litre horizontal	12VDC	£601.66	€ 812.24	
ZZ001504	1.7	3.7	200	8 litre horizontal	12VDC	£608.29	€ 821.19	
ZZ001505	1.7	4.9	175	8 litre horizontal	12VDC	£609.62	€ 822.99	
ZZ001506	1.7	4.9	175	10 litre horizontal	12VDC	£640.76	€ 865.03	
ZZ001507	1.7	9.5	100	15 litre vertical	12VDC	£680.52	€ 918.70	
ZZ001508	1.7	9.5	100	18 litre horizontal	12VDC	£693.77	€ 936.59	

FLOWFIT®



24VDC		SINGLE ACTING SOLENOID OPERATED					NETT. PRICE	
PT NO	KW	FLOW L/MIN	MAX P BAR	RESERVOIR SIZE LITRE	MOTOR TYPE	£ STERLING	€ EUROS	
ZZ001509	2.2	3.5	200	5 litre horizontal	24VDC	£524.14	€ 707.59	
ZZ001510	2.2	3.5	200	8 litre horizontal	24VDC	£531.42	€ 717.42	
ZZ001511	2.2	4.25	200	8 litre horizontal	24VDC	£532.75	€ 719.21	
ZZ001512	2.2	4.25	200	10 litre horizontal	24VDC	£563.23	€ 760.36	
ZZ001513	2.2	7.5	175	15 litre vertical	24VDC	£605.64	€ 817.61	
ZZ001514	2.2	7.5	175	18 litre horizontal	24VDC	£618.90	€ 835.52	

FLOWFIT®



24VDC		24VDC SINGLE ACTING MANUAL LEVER OPERATED					NETT. PRICE	
PT NO	KW	FLOW L/MIN	MAX P BAR	RESERVOIR SIZE LITRE	MOTOR TYPE	£ STERLING	€ EUROS	
ZZ001515	2.2	3.5	200	5 litre horizontal	24VDC	£603.02	€ 814.08	
ZZ001516	2.2	3.5	200	8 litre horizontal	24VDC	£609.62	€ 822.99	
ZZ001517	2.2	4.25	200	8 litre horizontal	24VDC	£609.62	€ 822.99	
ZZ001518	2.2	4.25	200	10 litre horizontal	24VDC	£641.42	€ 865.92	
ZZ001519	2.2	7.5	175	15 litre vertical	24VDC	£680.52	€ 918.70	
ZZ001514	2.2	7.5	175	18 litre horizontal	24VDC	£693.77	€ 936.59	

FLOWFIT®



110VAC		50HZ 1 PHASE SINGLE ACTING SOLENOID OPERATED					NETT. PRICE	
PT NO	KW	HP	FLOW L/MIN	MAX P BAR	RESERVOIR SIZE LITRE	MOTOR TYPE	£ STERLING	€ EUROS
ZZ001524	0.75	1	1.68	210	5 litre horizontal	110VAC	£508.90	€ 687.02
ZZ001525	1.1	1.5	2.38	210	5 litre horizontal	110VAC	£589.74	€ 796.15
ZZ001526	1.5	2	3.5	210	8 litre horizontal	110VAC	£613.59	€ 828.35
ZZ001527	2.2	3	4.9	210	8 litre horizontal	110VAC	£687.81	€ 928.54
ZZ001528	3	4	6	210	10 litre horizontal	110VAC	£769.97	€ 1,039.46

**USE TECH. DATA SHEET PU1 FOR PRODUCTS ON THIS PAGE**



110VAC		50HZ 1 PHASE SINGLE ACTING MANUAL LEVER OPERATED							
PT NO	KW	HP	FLOW L/MIN	MAX P BAR	RESERVOIR SIZE LITRE	MOTOR TYPE	NETT. PRICE		
							£ STERLING	€ EUROS	
ZZ001529	0.75	1	1.68	210	5 litre horizontal	110VAC	£567.87	€ 766.62	
ZZ001530	1.1	1.5	2.38	210	5 litre horizontal	110VAC	£614.91	€ 830.13	
ZZ001531	1.5	2	3.5	210	8 litre horizontal	110VAC	£665.94	€ 899.02	
ZZ001532	2.2	3	4.9	210	8 litre horizontal	110VAC	£759.37	€ 1,025.15	
ZZ001533	3	4	6	210	10 litre horizontal	110VAC	£820.33	€ 1,107.45	



240VAC		50HZ 1 PHASE SINGLE ACTING SOLENOID OPERATED							
PT NO	KW	HP	FLOW L/MIN	MAX P BAR	RESERVOIR SIZE LITRE	MOTOR TYPE	NETT. PRICE		
							£ STERLING	€ EUROS	
ZZ001534	0.75	1	1.68	210	5 litre horizontal	240VAC	£469.80	€ 634.23	
ZZ001535	1.1	1.5	2.38	210	5 litre horizontal	240VAC	£507.57	€ 685.22	
ZZ001536	1.5	2	3.5	210	8 litre horizontal	240VAC	£613.59	€ 828.35	
ZZ001537	2.2	3	4.9	210	8 litre horizontal	240VAC	£667.11	€ 900.60	
ZZ001538	3	4	6	210	10 litre horizontal	240VAC	£679.19	€ 916.91	



240VAC		50HZ 1 PHASE SINGLE ACTING MANUAL LEVER OPERATED							
PT NO	KW	HP	FLOW L/MIN	MAX P BAR	RESERVOIR SIZE LITRE	MOTOR TYPE	NETT. PRICE		
							£ STERLING	€ EUROS	
ZZ001539	0.75	1	1.68	210	5 litre horizontal	240VAC	£528.78	€ 713.85	
ZZ001540	1.1	1.5	2.38	210	5 litre horizontal	240VAC	£567.21	€ 765.73	
ZZ001541	1.5	2	3.5	210	8 litre horizontal	240VAC	£606.96	€ 819.40	
ZZ001542	2.2	3	4.9	210	8 litre horizontal	240VAC	£717.63	€ 968.80	
ZZ001543	3	4	6	210	10 litre horizontal	240VAC	£730.21	€ 985.78	



415VAC		50HZ 3 PHASE SINGLE ACTING SOLENOID OPERATED							
PT NO	KW	HP	FLOW L/MIN	MAX P BAR	RESERVOIR SIZE LITRE	MOTOR TYPE	NETT. PRICE		
							£ STERLING	€ EUROS	
ZZ001544	0.75	1	1.68	210	5 litre horizontal	415VAC	£416.79	€ 562.67	
ZZ001545	1.1	1.5	2.38	210	5 litre horizontal	415VAC	£432.70	€ 584.15	
ZZ001546	1.5	2	3.5	210	8 litre horizontal	415VAC	£461.85	€ 623.50	
ZZ001547	2.2	3	4.9	210	8 litre horizontal	415VAC	£487.03	€ 657.49	
ZZ001548	3	4	6	210	10 litre horizontal	415VAC	£532.09	€ 718.32	
ZZ002674	1.1	1.5	6.48	210	12 litre vertical	415 VAC	£528.78	€ 713.85	
ZZ001549	4	5.3	9.7	210	15 litre vertical	415VAC	£503.60	€ 679.86	



415VAC		50HZ 3 PHASE SINGLE ACTING MANUAL LEVER OPERATED							
PT NO	KW	HP	FLOW L/MIN	MAX P BAR	RESERVOIR SIZE LITRE	MOTOR TYPE	NETT. PRICE		
							£ STERLING	€ EUROS	
ZZ001550	0.75	1	1.68	210	5 Horizontal	415VAC	£465.17	€ 627.98	
ZZ001551	1.1	1.5	2.38	210	5 Horizontal	415VAC	£480.41	€ 648.55	
ZZ001552	1.5	2	3.5	210	8 Horizontal	415VAC	£502.27	€ 678.06	
ZZ001553	2.2	3	4.9	210	8 Horizontal	415VAC	£528.78	€ 713.85	
ZZ001554	3	4	6	210	10 Horizontal	415VAC	£583.12	€ 787.21	
ZZ001555	4	5.3	9.7	210	15 Vertical	415VAC	£635.46	€ 857.87	

**USE TECH. DATA SHEET PU1 FOR PRODUCTS ON THIS PAGE**

FLOWFIT®



PETROL		LONCIN							SINGLE ACTING POWERUNIT		www.flowfitonline.com TECH. DATA SHEET <b>PU2</b>	
PT NO	ENGINE TYPE	KW 3600 RPM	HP 3600 RPM	FLOW RATE + MAX PSI	ENGINE START	PUMP TYPE	OIL ALERT YES/NO	DIMENSION L X W X H (MM)	NETT. PRICE			
									£ STERLING	€ EUROS		
ZZ001362	Loncin	4.8	6.5	11.5 L/MIN @ 2900 PSI/200 BAR	Pull	Gear	yes	1015 x 385 x 600	£1,182.79	€ 1,596.77		
ZZ001363	Loncin	6.7	9	15.8 L/MIN @ 2900 PSI/200 BAR	Pull	Gear	yes	1015 x 385 x 600	£1,072.82	€ 1,448.31		
ZZ001364	Loncin	9.6	13	24 L/MIN @ 2900 PSI/200 BAR	Pull	Gear	yes	1015 x 385 x 600	£1,170.11	€ 1,579.65		

FLOWFIT®



DIESEL		HATZ							SINGLE ACTING POWERUNIT		www.flowfitonline.com TECH. DATA SHEET <b>PU6</b>	
PT NO	ENGINE TYPE	KW 3000 RPM	HP 3000 RPM	FLOW RATE + MAX PSI	ENGINE START	PUMP TYPE	OIL ALERT YES/NO	DIMENSION L X W X H (MM)	NETT. PRICE			
									£ STERLING	€ EUROS		
ZZ001422	Hatz	7.4	10	18 L/MIN @ 2900 PSI/200 BAR	Electric start Manual stop	Gear	yes	1015 x 385 x 600	£2,915.55	€ 3,935.99		
ZZ001628	Hatz	14.7	19.7	36 L/MIN @ 2900 PSI/200 BAR	Electric start Manual stop	Gear	yes	1015 X 385 X 600	£5,301.00	€ 7,156.35		

FLOWFIT®



BELT DRIVEN		SINGLE ACTING POWERUNIT SOLENOID RELEASE					www.flowfitonline.com TECH. DATA SHEET <b>PU7</b>	
PT NO		PUMP FLOW AT 1000 L/MIN	PUMP FLOW AT 3600RPM	MAX P BAR	RESERVOIR SIZE LITRE	NETT. PRICE		
						£ STERLING	€ EUROS	
ZZ001630		1.2	4.3	210	8 Horizontal	£487.69	€ 658.39	
ZZ001631		2.5	9	210	15 Vertical	£559.26	€ 755.00	
ZZ001632		3.5	12.6	210	18 Horizontal	£573.83	€ 774.66	

FLOWFIT®



BELT DRIVEN		SINGLE ACTING POWERUNIT MANUAL LEVER RELEASE					www.flowfitonline.com TECH. DATA SHEET <b>PU7</b>	
PT NO		PUMP FLOW AT 1000 L/MIN	PUMP FLOW AT 3600RPM	MAX P BAR	RESERVOIR SIZE LITRE	NETT. PRICE		
						£ STERLING	€ EUROS	
ZZ001634		1.2	4.3	210	8 Horizontal	£498.96	€ 673.60	
ZZ001635		2.5	9	210	15 Vertical	£568.53	€ 767.52	
ZZ001636		3.5	12.6	210	18 Horizontal	£575.16	€ 776.46	

## UP100 READY BUILT IN STOCK DOUBLE ACTING CIRCUIT

IDEAL FOR OPERATING A DOUBLE ACTING CIRCUIT, OR A HYDRAULIC MOTOR.

FLOWFIT®



12VDC		DOUBLE ACTING SOLENOID OPERATED					www.flowfitonline.com TECH. DATA SHEET <b>PU1</b>	
PT NO	KW	FLOW L/MIN	MAX P BAR	RESERVOIR SIZE LITRE	MOTOR TYPE	NETT. PRICE		
						£ STERLING	€ EUROS	
ZZ001556	1.7	3.7	200	5 litre horizontal	12VDC	£596.37	€ 805.10	
ZZ001557	1.7	3.7	200	8 litre horizontal	12VDC	£665.94	€ 899.02	
ZZ001558	1.7	4.9	175	8 litre horizontal	12VDC	£667.26	€ 900.81	
ZZ001559	1.7	4.9	175	10 litre horizontal	12VDC	£697.08	€ 941.06	
ZZ001560	1.7	9.5	100	15 litre vertical	12VDC	£736.18	€ 993.84	
ZZ001561	1.7	9.5	100	18 litre horizontal	12VDC	£747.44	€ 1,009.05	

**FLOWFIT®**



12VDC		DOUBLE ACTING MANUAL LEVER OPERATED					
PT NO	KW	FLOW L/MIN	MAX P BAR	RESERVOIR SIZE LITRE	MOTOR TYPE	NETT. PRICE	
						£ STERLING	€ EUROS
ZZ001562	1.7	3.7	200	5 litre horizontal	12VDC	£601.67	€ 812.26
ZZ001563	1.7	3.7	200	8 litre horizontal	12VDC	£608.30	€ 821.20
ZZ001564	1.7	4.9	175	8 litre horizontal	12VDC	£609.62	€ 822.99
ZZ001565	1.7	4.9	175	10 litre horizontal	12VDC	£640.10	€ 864.14
ZZ001566	1.7	9.5	100	15 litre vertical	12VDC	£679.19	€ 916.91
ZZ001567	1.7	9.5	100	18 litre horizontal	12VDC	£695.09	€ 938.37

**FLOWFIT®**



24VDC		DOUBLE ACTING SOLENOID OPERATED					
PT NO	KW	FLOW L/MIN	MAX P BAR	RESERVOIR SIZE LITRE	MOTOR TYPE	NETT. PRICE	
						£ STERLING	€ EUROS
ZZ001568	2.2	3.5	200	5 litre horizontal	24VDC	£608.30	€ 821.20
ZZ001569	2.2	3.5	200	8 litre horizontal	24VDC	£677.21	€ 914.23
ZZ001570	2.2	4.25	200	8 litre horizontal	24VDC	£691.78	€ 933.91
ZZ001571	2.2	4.25	200	10 litre horizontal	24VDC	£711.67	€ 960.75
ZZ001572	2.2	7.5	175	15 litre vertical	24VDC	£747.44	€ 1,009.05
ZZ001573	2.2	7.5	175	18 litre horizontal	24VDC	£766.66	€ 1,034.99

**FLOWFIT®**



24VDC		DOUBLE ACTING MANUAL LEVER OPERATED					
PT NO	KW	FLOW L/MIN	MAX P BAR	RESERVOIR SIZE LITRE	MOTOR TYPE	NETT. PRICE	
						£ STERLING	€ EUROS
ZZ001574	2.2	3.5	200	5 litre horizontal	24VDC	£602.33	€ 813.15
ZZ001575	2.2	3.5	200	8 litre horizontal	24VDC	£605.65	€ 817.63
ZZ001584	2.2	4.25	200	8 litre horizontal	24VDC	£605.65	€ 817.63
ZZ001585	2.2	4.25	200	10 litre horizontal	24VDC	£639.44	€ 863.24
ZZ001586	2.2	7.5	175	15 litre vertical	24VDC	£680.52	€ 918.70
ZZ001587	2.2	7.5	175	18 litre horizontal	24VDC	£683.16	€ 922.27

**FLOWFIT®**



110VAC		50HZ 1 PHASE DOUBLE ACTING SOLENOID OPERATED						
PT NO	KW	HP	FLOW L/MIN	MAX P BAR	RESERVOIR SIZE LITRE	MOTOR TYPE	NETT. PRICE	
						£ STERLING	€ EUROS	
ZZ001588	0.75	1	1.68	210	5 litre horizontal	110VAC	£553.29	€ 746.94
ZZ001589	1.1	1.5	2.38	210	5 litre horizontal	110VAC	£600.34	€ 810.46
ZZ001590	1.5	2	3.5	210	8 litre horizontal	110VAC	£746.68	€ 1,008.02
ZZ001591	2.2	3	4.9	210	8 litre horizontal	110VAC	£736.85	€ 994.74
ZZ001592	3	4	6	210	10 litre horizontal	110VAC	£843.53	€ 1,138.76

**FLOWFIT®**



110VAC		50HZ 1 PHASE DOUBLE ACTING MANUAL LEVER OPERATED						
PT NO	KW	HP	FLOW L/MIN	MAX P BAR	RESERVOIR SIZE LITRE	MOTOR TYPE	NETT. PRICE	
						£ STERLING	€ EUROS	
ZZ001593	0.75	1	1.68	210	5 litre horizontal	110VAC	£570.52	€ 770.20
ZZ001594	1.1	1.5	2.38	210	5 litre horizontal	110VAC	£592.99	€ 800.53
ZZ001595	1.5	2	3.5	210	8 litre horizontal	110VAC	£673.89	€ 909.75
ZZ001596	2.2	3	4.9	210	8 litre horizontal	110VAC	£754.25	€ 1,018.24
ZZ001597	3	4	6	210	10 litre horizontal	110VAC	£871.35	€ 1,176.33

**FLOWFIT®**



240VAC		240VAC 50HZ 1 PHASE DOUBLE ACTING SOLENOID OPERATED						
PT NO	KW	HP	FLOW L/MIN	MAX P BAR	RESERVOIR SIZE LITRE	MOTOR TYPE	NETT. PRICE	
						£ STERLING	€ EUROS	
ZZ001598	0.75	1	1.68	210	5 litre horizontal	240VAC	£555.28	€ 749.63
ZZ001599	1.1	1.5	2.38	210	5 litre horizontal	240VAC	£616.25	€ 831.93
ZZ001600	1.5	2	3.5	210	8 litre horizontal	240VAC	£638.78	€ 862.35
ZZ001601	2.2	3	4.9	210	8 litre horizontal	240VAC	£749.43	€ 1,011.73
ZZ001602	3	4	6	210	10 litre horizontal	240VAC	£883.28	€ 1,192.43

**USE TECH. DATA SHEET PU1 FOR PRODUCTS ON THIS PAGE**

FLOWFIT®



240VAC		50HZ 1 PHASE DOUBLE ACTING MANUAL LEVER OPERATED					www.flowfitonline.com TECH. DATA SHEET <b>PU1</b>	
PT NO	KW	HP	FLOW L/MIN	MAX P BAR	RESERVOIR SIZE LITRE	MOTOR TYPE	NETT. PRICE	
							£ STERLING	€ EUROS
ZZ001603	0.75	1	1.68	210	5 litre horizontal	240VAC	£531.43	€ 717.43
ZZ001604	1.1	1.5	2.38	210	5 litre horizontal	240VAC	£592.40	€ 799.74
ZZ001605	1.5	2	3.5	210	8 litre horizontal	240VAC	£614.67	€ 829.80
ZZ001606	2.2	3	4.9	210	8 litre horizontal	240VAC	£724.92	€ 978.64
ZZ001607	3	4	6	210	10 litre horizontal	240VAC	£776.60	€ 1,048.41

FLOWFIT®



415VAC		50HZ 3 PHASE DOUBLE ACTING SOLENOID OPERATED					www.flowfitonline.com TECH. DATA SHEET <b>PU1</b>	
PT NO	KW	HP	FLOW L/MIN	MAX P BAR	RESERVOIR SIZE LITRE	MOTOR TYPE	NETT. PRICE	
							£ STERLING	€ EUROS
ZZ001608	0.75	1	1.68	210	5 litre horizontal	415VAC	£449.94	€ 607.41
ZZ001609	1.1	1.5	2.38	210	5 litre horizontal	415VAC	£465.82	€ 628.86
ZZ001610	1.5	2	3.5	210	8 litre horizontal	415VAC	£493.66	€ 666.44
ZZ001611	2.2	3	4.9	210	8 litre horizontal	415VAC	£518.84	€ 700.43
ZZ001612	3	4	6	210	10 litre horizontal	415VAC	£606.31	€ 818.52
ZZ002674	1.1	1.5	6.48	210	12 litre horizontal	415VAC	£528.78	€ 713.85
ZZ001613	4	5.3	9.7	210	15 litre vertical	415VAC	£698.41	€ 942.85

FLOWFIT®



415VAC		50HZ 3 PHASE DOUBLE ACTING MANUAL LEVER OPERATED					www.flowfitonline.com TECH. DATA SHEET <b>PU1</b>	
PT NO	KW	HP	FLOW L/MIN	MAX P BAR	RESERVOIR SIZE LITRE	MOTOR TYPE	NETT. PRICE	
							£ STERLING	€ EUROS
ZZ001614	0.75	1	1.68	210	5 litre horizontal	415VAC	£467.16	€ 630.66
ZZ001615	1.1	1.5	2.38	210	5 litre horizontal	415VAC	£483.06	€ 652.14
ZZ001616	1.5	2	3.5	210	8 litre horizontal	415VAC	£488.37	€ 659.29
ZZ001617	2.2	3	4.9	210	8 litre horizontal	415VAC	£536.07	€ 723.69
ZZ001618	3	4	6	210	10 litre horizontal	415VAC	£631.48	€ 852.50
ZZ001619	4	5.3	9.7	210	15 litre vertical	415VAC	£747.61	€ 1,009.27

FLOWFIT®




PETROL		Loncin		DOUBLE ACTING POWERUNIT					www.flowfitonline.com TECH. DATA SHEET <b>PU2</b>	
PT NO	ENGINE TYPE	KW 3600 RPM	HP 3600 RPM	FLOW RATE + MAX PSI	ENGINE START	PUMP TYPE	OIL ALERT YES/NO	DIMENSION L X W X H (MM)	NETT. PRICE	
									£ STERLING	€ EUROS
ZZ001637	Loncin	4.8	6.5	11.5 L/MIN @ 2900 PSI/200 BAR	Pull	Gear	yes	1015 x 385 x 600	£1,126.47	€ 1,520.74
ZZ001638	Loncin	6.7	9	15.8 L/MIN @ 2900 PSI/200 BAR	Pull	Gear	yes	1015 x 385 x 600	£1,245.74	€ 1,681.75
ZZ001639	Loncin	9.6	13	24 L/MIN @ 2900 PSI/200 BAR	Pull	Gear	yes	1015 x 385 x 600	£1,292.12	€ 1,744.36

FLOWFIT®



DIESEL		HATZ		DOUBLE ACTING POWERUNIT					www.flowfitonline.com TECH. DATA SHEET <b>PU6</b>	
PT NO	ENGINE TYPE	KW 3000 RPM	HP 3000 RPM	FLOW RATE + MAX PSI	ENGINE START	PUMP TYPE	OIL ALERT YES/NO	DIMENSION L X W X H (MM)	NETT. PRICE	
									£ STERLING	€ EUROS
ZZ001422	Hatz	7.4	10	18 l/min @ 2900 psi/200 bar	Electric start Manual stop	Gear	yes	1015 x 385 x 600	£2,915.55	€ 3,935.99
ZZ001640	Hatz	14.7	19.7	36 L/MIN @ 2900 PSI/200 BAR	Electric start Manual stop	Gear	yes	1015 X 385 X 600	£5,301.00	€ 7,156.35





BELT DRIVEN	DOUBLE ACTING POWERUNIT SOLENOID POWERUNIT				www.flowfitonline.com TECH. DATA SHEET <b>PU4</b>		
	PT NO	PUMP FLOW AT 1000 L/MIN	PUMP FLOW AT 3600RPM	MAX P BAR	RESERVOIR SIZE LITRE	NETT. PRICE	
						£ STERLING	€ EUROS
ZZ001641	1.2	4.3	210	8 Horizontal	£473.12	€ 638.71	
ZZ001642	2.5	9	210	15 Horizontal	£542.03	€ 731.74	
ZZ001643	3.5	12.6	210	18 Horizontal	£551.30	€ 744.26	




BELT DRIVEN	DOUBLE ACTING MANUAL LEVER RELEASE				www.flowfitonline.com TECH. DATA SHEET <b>PU4</b>		
	PT NO	PUMP FLOW AT 1000 L/MIN	PUMP FLOW AT 3600RPM	MAX P BAR	RESERVOIR SIZE LITRE	NETT. PRICE	
						£ STERLING	€ EUROS
ZZ001644	1.2	4.3	210	8 Horizontal	£498.30	€ 672.70	
ZZ001645	2.5	9	210	15 horizontal	£559.91	€ 755.88	
ZZ001646	3.5	12.6	210	18 Horizontal	£577.53	€ 779.67	

## HF500 250 BAR POWER PACKS

The HF500 series of standard power packs is based on a range of 3phase motors from 2.2kw to 18.5kw. Supplied fully assembled and tested, these units offer pressures up to 250 bar and flows up to 133lpm. All components in stock ready to assemble for immediate delivery.

### THE HF500 BASIC POWERUNIT STEP 1 CONSISTS OF:

- ELECTRIC MOTOR 415V 50HZ 3PH 4PL
- GALTECH AP200 OR AP300 GEAR PUMP
- FLOWFIT BELL HOUSING AND DRIVE COUPLING
- IKRON TANK TOP RETURN LINE FILTER 10 MICRON C/W VISUAL INDICATOR
- IKRON FILLER BREATHER AND IKRON SUCTION STRAINER 125 MICRON



### TO GENERATE YOUR FULL ORDER NUMBER SELECT THE COSTING CODE OR EACH COMPONENT

#### EXAMPLE

**STEP 1**  
SELECT MOTOR  
EG: HF50053  
£1,508.80

www.flowfitonline.com  
TECH. DATA SHEET  
**PU8**

FLOW	MAX PRESS BAR	MOTOR KW SIZE	PART NUMBER	NETT. PRICE	
				£ STERLING	€ EUROS
15.8	175	5.5	HF50010	£1,038.68	€ 1,402.22
15.8	235	7.5	HF50011	£1,084.88	€ 1,464.59
21.6	50	2.2	HF50012	£835.98	€ 1,128.57
21.6	90	4	HF50013	£911.10	€ 1,229.98
21.6	125	5.5	HF50014	£1,038.68	€ 1,402.22
21.6	170	7.5	HF50015	£1,084.88	€ 1,464.59
21.6	250	11	HF50016	£1,310.89	€ 1,769.71
27.2	40	2.2	HF50017	£835.98	€ 1,128.57
27.2	55	3	HF50018	£864.89	€ 1,167.59
27.2	70	4	HF50019	£911.10	€ 1,229.98
27.2	100	5.5	HF50020	£1,038.68	€ 1,402.22
27.2	135	7.5	HF50021	£1,084.88	€ 1,464.59
27.2	200	11	HF50022	£1,310.89	€ 1,769.71
30.2	40	2.2	HF50023	£835.98	€ 1,128.57
30.2	50	3	HF50024	£864.89	€ 1,167.59
30.2	64	4	HF50025	£911.10	€ 1,229.98
30.2	95	5.5	HF50026	£1,060.35	€ 1,431.48
30.2	130	7.5	HF50027	£1,084.88	€ 1,464.59
30.2	190	11	HF50028	£1,332.57	€ 1,798.96
30.2	250	15	HF50029	£1,383.22	€ 1,867.34
37.5	40	3	HF50030	£864.89	€ 1,167.59
37.2	55	4	HF50031	£911.10	€ 1,229.98
37.2	80	5.5	HF50032	£1,038.68	€ 1,402.22

**STEP 1**  
CONTINUED

FLOW	MAX PRESS BAR	MOTOR KW SIZE	PART NUMBER	NETT. PRICE	
				£ STERLING	€ EUROS
37.2	105	7.5	HF50033	£1,084.88	€ 1,464.59
37.2	155	11	HF50034	£1,310.89	€ 1,769.71
37.2	210	15	HF50035	£1,383.22	€ 1,867.34
37.2	250	18.5	HF50036	£1,618.28	€ 2,184.68
44.6	45	4	HF50037	£1,383.22	€ 1,867.34
44.6	65	5.5	HF50038	£1,511.80	€ 2,040.93
44.6	85	7.5	HF50039	£1,559.01	€ 2,104.66
44.6	125	11	HF50040	£1,823.78	€ 2,462.10
53	40	4	HF50041	£1,383.22	€ 1,867.34
53	55	5.5	HF50042	£1,511.80	€ 2,040.93
53	75	7.5	HF50043	£1,559.01	€ 2,104.66
53	110	11	HF50044	£1,824.06	€ 2,462.48
53	150	15	HF50045	£1,900.55	€ 2,565.75
53	180	18.5	HF50046	£2,125.56	€ 2,869.50
64.8	40	5.5	HF50047	£1,511.80	€ 2,040.93
64.8	55	7.5	HF50048	£1,559.01	€ 2,104.66
64.8	80	11	HF50049	£1,824.21	€ 2,462.68
64.8	110	15	HF50050	£1,900.55	€ 2,565.75
64.8	140	18.5	HF50051	£2,125.56	€ 2,869.50
76.3	30	5.5	HF50052	£1,511.80	€ 2,040.93
76.3	45	7.5	HF50053	£1,508.80	€ 2,036.88
76.3	65	11	HF50054	£1,824.21	€ 2,462.68
76.3	100	15	HF50055	£1,900.55	€ 2,565.75
76.3	120	18.5	HF50056	£2,125.56	€ 2,869.50
90.7	40	7.5	HF50057	£1,508.80	€ 2,036.88
90.7	60	11	HF50058	£1,823.78	€ 2,462.10
90.7	80	15	HF50059	£1,900.55	€ 2,565.75
90.7	100	18.5	HF50060	£2,125.56	€ 2,869.50
108	35	7.5	HF50061	£1,508.80	€ 2,036.88
108	50	11	HF50062	£1,823.78	€ 2,462.10
108	70	15	HF50063	£1,900.55	€ 2,565.75
108	85	18.5	HF50064	£2,125.56	€ 2,869.50
133	40	11	HF50065	£1,823.78	€ 2,462.10
133	55	15	HF50066	£1,900.55	€ 2,565.75
133	70	18.5	HF50067	£2,125.56	€ 2,869.50



**STEP 2**  
SELECT TANK  
EG:J  
£490.84

HYDRAULIC TANKS	COSTING CODE	PART NO	NETT. PRICE	
			£ STERLING	€ EUROS
30 LITRES CAPACITY	A	HF30	£137.71	€ 185.91
55 LITRES CAPACITY	B	HF55	£183.55	€ 247.79
72 LITRES CAPACITY	C	HF75	£210.64	€ 284.36
98 LITRES CAPACITY	D	HF100	£254.47	€ 343.53
160 LITRES CAPACITY	E	HF180	£341.07	€ 460.44
200 LITRES CAPACITY	F	HFSS200	£469.98	€ 634.47
250 LITRES CAPACITY	G	HFSS250	£639.15	€ 862.85
300 LITRES CAPACITY	H	HFSS300	£763.27	€ 1,030.41
400 LITRES CAPACITY	J	HFSS400	£490.84	€ 662.63
630 LITRES CAPACITY	K	HFSS630	£1,505.70	€ 2,032.70
800 LITRES CAPACITY	L	HFSS800	£1,682.04	€ 2,270.75

FITTED WITH FILTREC LEVEL INDICATOR.

**USE TECH. DATA SHEET PU8 FOR PRODUCTS ON THIS PAGE**



**STEP 3**  
SELECT MANIFOLD  
EG: XXX  
£0.00

CETOP 3 MANIFOLDS	COSTING CODE	PART NO	NETT. PRICE	
			£ STERLING	€ EUROS
CETOP 3 1STN M/FOLD	31	MD-03P-1-G	£21.64	€ 29.21
CETOP 3 2STN M/FOLD	32	MD-03P-2-G	£39.67	€ 53.55
CETOP 3 3STN M/FOLD	33	MD-03P-3-G	£58.30	€ 78.71
CETOP 3 4STN M/FOLD	34	MD-03P-4-G	£79.33	€ 107.10
CETOP 3 5STN M/FOLD	35	MD-03P-5-G	£100.98	€ 136.32
CETOP 3 1STN M/FOLD C/W RV	31R	MD-03P-1-G-M26	£55.51	€ 74.94
CETOP 3 2STN M/FOLD C/W RV	32R	MD-03P-2-G-M26	£70.02	€ 94.53
CETOP 3 3STN M/FOLD C/W RV	33R	MD-03P-3-G-M26	£94.52	€ 127.60
CETOP 3 4STN M/FOLD C/W RV	34R	MD-03P-4-G-M26	£119.57	€ 161.42
CETOP 3 5STN M/FOLD C/W RV	35R	MD-03P-5-G-M26	£147.13	€ 198.63
NO MANIFOLD NEEDED	XXX		£0.00	€ 0.00
06 RV CARTRIDGE		VC0800/120	£19.50	€ 26.32



**STEP 4**  
SELECT CETOP 3 VALVES  
EG: XXX  
£0.00

CETOP 3 VALVES	COSTING CODE	PART NO	NETT. PRICE	
			£ STERLING	€ EUROS
NG 6 D/ACTING VALVE		NG6D	£45.58	€ 61.53
NG 6 S/ACTING VALVE		NG6S	£33.89	€ 45.76
NO VALVES NEEDED		XXX	£0.00	€ 0.00



**STEP 5**  
SELECT CETOP 5 MANIFOLD  
EG: 51  
£39.67

CETOP 5 MANIFOLDS	COSTING CODE	PART NO	NETT. PRICE	
			£ STERLING	€ EUROS
CETOP 5 1STN M/FOLD	51	MD-05P-1-G	£39.67	€ 53.55
CETOP 5 2STN M/FOLD	52	MD-05P-2-G	£79.33	€ 107.10
CETOP 5 3STN M/FOLD	53	MD-05P-3-G	£122.61	€ 165.52
CETOP 5 4STN M/FOLD	54	MD-05P-4-G	£164.08	€ 221.51
CETOP 5 5STN M/FOLD	55	MD-05P-5-G	£205.55	€ 277.49
CETOP 5 1STN M/FOLD C/W RV	51R	MD-05P-1-G-M32	£73.46	€ 99.17
CETOP 5 2STN M/FOLD C/W RV	52R	MD-05P-2-G-M32	£98.88	€ 133.49
CETOP 5 3STN M/FOLD C/W RV	53R	MD-05P-3-G-M32	£140.39	€ 189.53
CETOP 5 4STN M/FOLD C/W RV	54R	MD-05P-4-G-M32	£182.83	€ 246.82
CETOP 5 5STN M/FOLD C/W RV	55R	MD-05P-5-G-M32	£226.20	€ 305.37
NO MANIFOLD NEEDED	XXX		£0.00	€ 0.00
10 RV CARTRIDGE		VC1200/400	£36.33	€ 49.05



**STEP 6**  
SELECT CETOP 5 VALVES  
EG: NG10D  
£84.15

CETOP 5 VALVES	COSTING CODE	PART NO	NETT. PRICE	
			£ STERLING	€ EUROS
NG 10 D/ACTING VALVE		NG10D	£84.15	€ 113.60
NG 10 S/ACTING VALVE		ND10S	£54.93	€ 74.15
NO VALVES NEEDED		XXX	£0.00	€ 0.00

**USE TECH. DATA SHEET PU8 FOR PRODUCTS ON THIS PAGE**



**STEP 7**  
SELECT CETOP 7 MANIFOLD  
EG: XXX  
£0.00

CETOP 7 MANIFOLDS	COSTING CODE	PART NO	NETT. PRICE	
			£ STERLING	€ EUROS
CETOP 7 1STN M/FOLD	71	705161/1	£604.91	€ 816.63
CETOP 7 2STN M/FOLD	72	705161/2	£998.16	€ 1,347.52
CETOP 7 3STN M/FOLD	73	705161/3	£1,480.43	€ 1,998.58
NO MANIFOLD NEEDED	XXX		£0.00	€ 0.00



**STEP 8**  
SELECT CETOP 7 VALVE  
EG: XXX  
£0.00

CETOP 7 VALVE PART NO REF HF50065/67	COSTING CODE	NETT. PRICE	
		£ STERLING	€ EUROS
NG 16 D/ACTING C/W NG6 PILOT VALVE	NG16D	£281.27	€ 379.72
NG 16 S/ACTING C/W NG6 PILOT VALVE	ND16S	£254.15	€ 343.11
NO VALVES NEEDED	XXX	£0.00	€ 0.00



**STEP 9**  
SELECT DIRECTIONAL CONTROL VALVE  
EG: XXX  
£0.00

45LTR DIRECTIONAL CONTROL VALVE PART NO REF HF50010/40 HDM11P/HDM11S	COSTING CODE	PART NO	NETT. PRICE	
			£ STERLING	€ EUROS
3/8" 2 BANK D/ACTING S/RETURN VALVE	P2	HDM11P/2	£98.46	€ 132.92
3/8" 3 BANK D/ACTING S/RETURN VALVE	P3	HDM11P/3	£138.84	€ 187.44
3/8" 4 BANK D/ACTING S/RETURN VALVE	P4	HDM11P/4	£167.86	€ 226.62
3/8" 5 BANK D/ACTING S/RETURN VALVE	P5	HDM11P/5	£200.69	€ 270.93
3/8" 6 BANK D/ACTING S/RETURN VALVE	P6	HDM11P/6	£227.19	€ 306.70
1/2" 1 BANK D/ACTING S/RETURN VALVE	S1	HDM11S/1	£79.52	€ 107.35
1/2" 2 BANK D/ACTING S/RETURN VALVE	S2	HDM11S/2	£122.43	€ 165.28
1/2" 3 BANK D/ACTING S/RETURN VALVE	S3	HDM11S/3	£159.03	€ 214.69
1/2" 4 BANK D/ACTING S/RETURN VALVE	S4	HDM11S/4	£195.64	€ 264.11
1/2" 5 BANK D/ACTING S/RETURN VALVE	S5	HDM11S/5	£237.28	€ 320.33
1/2" 6 BANK D/ACTING S/RETURN VALVE	S6	HDM11S/6	£251.17	€ 339.08
<b>70LTR DIRECTIONAL CONTROL VALVE</b>				
<b>PART NO REF HF50041/51</b>				
<b>HDM18</b>				
1/2" 1 BANK D/ACTING S/RETURN VALVE	181	HDM18/1	£113.59	€ 153.35
1/2" 2 BANK D/ACTING S/RETURN VALVE	182	HDM18/2	£176.69	€ 238.54
1/2" 3 BANK D/ACTING S/RETURN VALVE	183	HDM18/3	£245.02	€ 330.77
1/2" 4 BANK D/ACTING S/RETURN VALVE	184	HDM18/4	£300.38	€ 405.52
<b>100LTR DIRECTIONAL CONTROL VALVE</b>				
<b>PART NO REF CONV52/64</b>				
3/4" 1 BANK D/ACTING S/RETURN VALVE	251	HDM25/1	£160.29	€ 216.40
3/4" 2 BANK D/ACTING S/RETURN VALVE	252	HDM25/2	£287.77	€ 388.49
NO VALVES NEEDED	XXX		£0.00	€ 0.00

**USE TECH. DATA SHEET PU8 FOR PRODUCTS ON THIS PAGE**

**STEP 10**  
 SELECT FILTRATION  
 EG: XXF  
 £0.00

FILTRATION	COSTING CODE	NETT. PRICE	
		£ STERLING	€ EUROS
NO EXTRA FILTRATION REQUIRED	XXF	£0.00	€ 0.00

**STEP 11**  
 SELECT CARTRIDGE VALVES  
 EG: XXV  
 £0.00

EXTRA CARTRIDGE VALVES	COSTING CODE	NETT. PRICE	
		£ STERLING	€ EUROS
NO EXTRA CARTRIDGE VALVES REQUIRED.	XXV	£0.00	€ 0.00



**STEP 12**  
 SELECT EXTRAS  
 EG: PG1  
 £19.60

COSTING CODE	ADD ON EXTRAS	NETT. PRICE	
		£ STERLING	€ EUROS
PG1	PRESSURE GAUGE 0-1000PSI PLUS ISOLATOR	£19.60	€ 26.46
PG2	PRESSURE GAUGE 0-2000PSI PLUS ISOLATOR	£19.60	€ 26.46
PG3	PRESSURE GAUGE 0-3000PSI PLUS ISOLATOR	£19.60	€ 26.46
PG4	PRESSURE GAUGE 0-4000PSI PLUS ISOLATOR	£19.60	€ 26.46
PG6	PRESSURE GAUGE 0-6000PSI PLUS ISOLATOR	£19.60	€ 26.46
XXX	NOT REQUIRED	£0.00	€ 0.00
PLUG	13 Amp plug c/w 2 metre cable	£28.17	€ 38.03

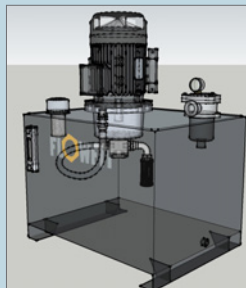
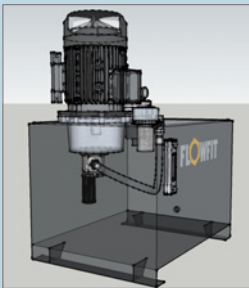
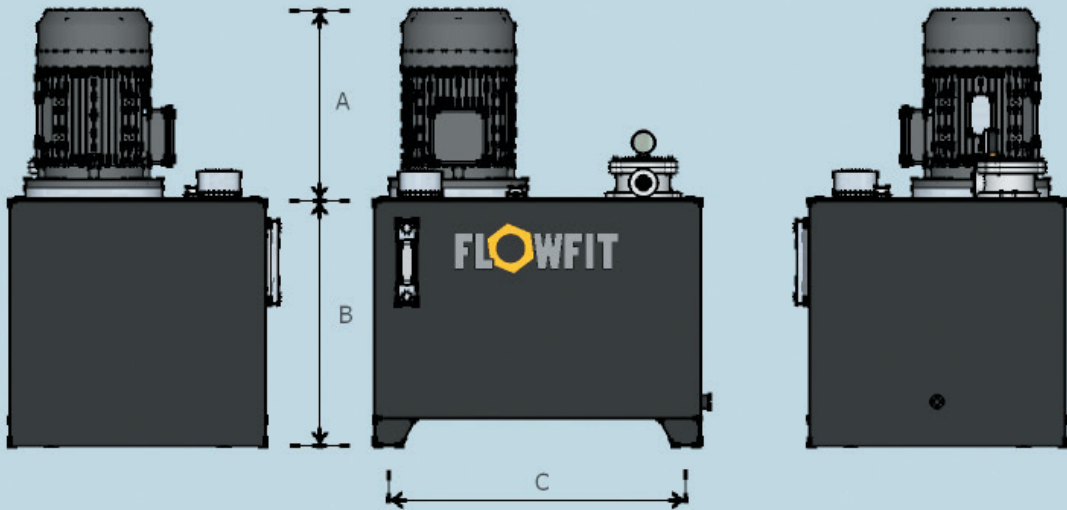
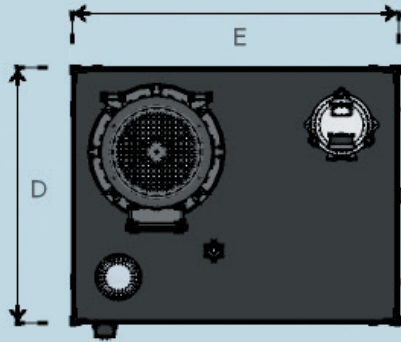
**ALL POWER PACKS ARE FULLY ASSEMBLED AND TESTED. ISSUED WITH 12 MONTHS WARRANTY FROM INVOICE DATE**

**FULL ORDER NUMBER FOR EXAMPLE SHOWN**  
 HF50053-J-XXX-XXX-51-NG10-XXX-XXX-XXX-XXF-XXV-PG1

**USE TECH. DATA SHEET PUB FOR PRODUCTS ON THIS PAGE**

## DETAILS FOR INSTALLATION HF500

HF 500 Dimensions



THREE PHASE ELECTRIC MOTOR DIMENSION

MOTOR	FRAME	A
2.2-4.0 KW	D100/D112	326/335
5.5-7.5 KW	D132	305/420
11-15 KW	D160	510
18.5-22 KW	D180	590
30 KW	D200	660
37-45 KW	D225	705
55 KW	D250	730

RESERVOIR DIMENSIONS

TANK CAPACITY	B	C	D	E
39 Litre	335	428	375	470
58 Litre	365	548	470	600
75 Litre	455	548	470	600
100 Litre	505	625	520	675
165 Litre	555	755	620	805
200 Litre	560	820	640	900
250 Litre	580	930	690	1010
300 Litre	580	1070	700	1150
400 Litre	580	1434	735	1514
630 Litre	770	1434	945	1514

SINGLE PHASE ELECTRIC MOTOR DIMENSION

MOTOR	FRAME	A
2.2	D100	320
3 KW	D112	340



## HF600 350 BAR VARIABLE FLOW HIGH PRESSURE POWER PACKS


The HF600 series of standard power packs is based on a range of 3phase motors from 7.5kw to 22kw. Supplied fully assembled and tested, These units offer pressures up to 350 bar and flows up to 34.5 l/min, higher flow rates upon request. All components in stock ready to assemble.

THE HF600 BASIC POWERUNIT STEP 1 CONSISTS OF:

- ELECTRIC MOTOR 415V 50HZ 3PH 4PL
- KOMPASS VARIABLE DISPLACEMENT PRESSURE COMPENSATED PISTON PUMP
- FLOWFIT BELL HOUSING AND DRIVE COUPLING
- IKRON TANK TOP RETURN LINE FILTER 10 MICRON C/W VISUAL INDICATOR
- IKRON FILLER BREATHER AND IKRON SUCTION STRAINER 125 MICRON

**TO GENERATE YOUR FULL ORDER NUMBER  
SELECT THE COSTING CODE OR EACH  
COMPONENT**

**EXAMPLE**  
**STEP 1**  
SELECT FLOW  
EG: HF6001  
£2812.67



[www.flowfitonline.com](http://www.flowfitonline.com)  
TECH. DATA SHEET  
**PU9**

FLOW (VARIABLE DISPLACEMENT PRESSURE COMPENSATED PISTON PUMP)	COSTING CODE	MAX PRESS BAR	MOTOR KW SIZE	NETT. PRICE	
				£ STERLING	€ EUROS
24 L/MIN	HF6001	140	7.5	£2,812.67	€ 3,797.10
24 L/MIN	HF6002	250	11	£3,103.96	€ 4,190.34
24 L/MIN	HF6003	350	15KW	£3,189.35	€ 4,305.63
30 L/MIN	HF6004	140	11KW	£3,134.11	€ 4,231.05
30 L/MIN	HF6005	250	15.KW	£3,219.49	€ 4,346.31
30 L/MIN	HF6006	350	22KW	£3,540.94	€ 4,780.26
34.5 L/MIN	HF6007	140	11KW	£3,134.11	€ 4,231.05
34.5 L/MIN	HF6008	250	15KW	£3,219.49	€ 4,346.31
34.5 L/MIN	HF6009	350	22KW	£3,540.94	€ 4,780.26



**STEP 2**  
SELECT TANK  
EG: D  
£254.47

HYDRAULIC TANKS	COSTING CODE	PART NO	NETT. PRICE	
			£ STERLING	€ EUROS
58 LITRES CAPACITY	B	HF55	£183.55	€ 247.79
75 LITRES CAPACITY	C	HF75	£210.64	€ 284.36
100 LITRES CAPACITY	D	HF100	£254.47	€ 343.53
165 LITRES CAPACITY	E	HF180	£341.07	€ 460.44
200 LITRES CAPACITY	F	HFSS200	£469.98	€ 634.47

FITTED WITH FILTREC LEVEL INDICATOR.



**STEP 3**  
SELECT MANIFOLD  
EG: 32  
£39.67

CETOP 3 M/FOLD PART NO REF	COSTING CODE	PART NO	NETT. PRICE	
			£ STERLING	€ EUROS
CETOP 3 1STN M/FOLD	31	MD-03P-1-G	£21.64	€ 29.21
CETOP 3 2STN M/FOLD	32	MD-03P-2-G	£39.67	€ 53.55
CETOP 3 3STN M/FOLD	33	MD-03P-3-G	£58.30	€ 78.71
CETOP 3 4STN M/FOLD	34	MD-03P-4-G	£79.33	€ 107.10
CETOP 3 5STN M/FOLD	35	MD-03P-5-G	£100.93	€ 136.26
CETOP 3 1STN M/FOLD C/W RV	31R	MD-03P-1-G-M26	£55.52	€ 74.95
CETOP 3 2STN M/FOLD C/W RV	32R	MD-03P-2-G-M26	£70.02	€ 94.53
CETOP 3 3STN M/FOLD C/W RV	33R	MD-03P-3-G-M26	£94.52	€ 127.60
CETOP 3 4STN M/FOLD C/W RV	34R	MD-03P-4-G-M26	£119.57	€ 161.42
CETOP 3 5STN M/FOLD C/W RV	35R	MD-03P-5-G-M26	£147.13	€ 198.63
NO MANIFOLD NEEDED	XXX		£0.00	€ 0.00
RV CARTRIDGE	RV	VC0800/120	£19.50	€ 26.32



**STEP 4**  
SELECT VALVES  
EG: NG6S + NG6D  
£33.89 + £45.58

CETOP 3 VALVES 315 BAR MAX PRESSURE	COSTING CODE	NETT. PRICE	
		£ STERLING	€ EUROS
NG 6 D/ACTING VALVE	NG6D	£45.58	€ 61.53
NG 6 S/ACTING VALVE	NG6S	£33.89	€ 45.76
NO VALVES NEEDED	XXX	£0.00	€ 0.00



**STEP 5**  
SELECT DIRECTIONAL  
CONTROL VALVE  
EG: XXX  
£0.00

45LTR DIRECTIONAL CONTROL VALVE 400 BAR MAX PRESSURE HDM11P/HDM11S	COSTING CODE	PART NO	NETT. PRICE	
			£ STERLING	€ EUROS
3/8" 1 BANK D/ACTING S/RETURN VALVE	P1	HDM140/1	£42.06	€ 56.79
3/8" 2 BANK D/ACTING S/RETURN VALVE	P2	HDM11P/2	£98.46	€ 132.92
3/8" 3 BANK D/ACTING S/RETURN VALVE	P3	HDM11P/3	£138.84	€ 187.44
3/8" 4 BANK D/ACTING S/RETURN VALVE	P4	HDM11P/4	£167.86	€ 226.62
3/8" 5 BANK D/ACTING S/RETURN VALVE	P5	HDM11P/5	£200.69	€ 270.93
3/8" 6 BANK D/ACTING S/RETURN VALVE	P6	HDM11P/6	£227.19	€ 306.70
1/2" 1 BANK D/ACTING S/RETURN VALVE	S1	HDM11S/1	£79.52	€ 107.35
1/2" 2 BANK D/ACTING S/RETURN VALVE	S2	HDM11S/2	£122.43	€ 165.28
1/2" 3 BANK D/ACTING S/RETURN VALVE	S3	HDM11S/3	£159.03	€ 214.69
1/2" 4 BANK D/ACTING S/RETURN VALVE	S4	HDM11S/4	£195.64	€ 264.11
1/2" 5 BANK D/ACTING S/RETURN VALVE	S5	HDM11S/5	£237.28	€ 320.33
1/2" 6 BANK D/ACTING S/RETURN VALVE	S6	HDM11S/6	£251.17	€ 339.08
NO VALVES NEEDED	XXX		£0.00	€ 0.00



**STEP 12**  
SELECT EXTRAS  
EG:XXX  
£0.00

ADD ON EXTRAS	COSTING CODE	NETT. PRICE	
		£ STERLING	€ EUROS
PRESSURE GAUGE 0-1000PSI PLUS ISOLATOR	PG1	£19.60	€ 26.46
PRESSURE GAUGE 0-2000PSI PLUS ISOLATOR	PG2	£19.60	€ 26.46
PRESSURE GAUGE 0-3000PSI PLUS ISOLATOR	PG3	£19.60	€ 26.46
PRESSURE GAUGE 0-4000PSI PLUS ISOLATOR	PG4	£19.60	€ 26.46
PRESSURE GAUGE 0-6000PSI PLUS ISOLATOR	PG6	£19.60	€ 26.46
PRESSURE GAUGE 0-10000PSI PLUS ISOLATOR	PG7	£19.60	€ 26.46
NOT REQUIRED	XXX	£0.00	€ 0.00

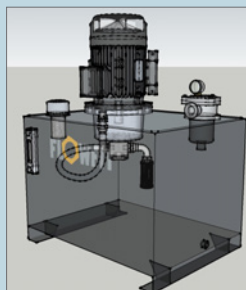
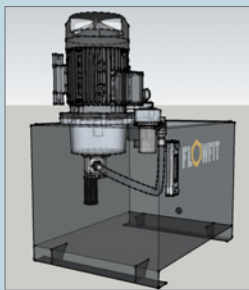
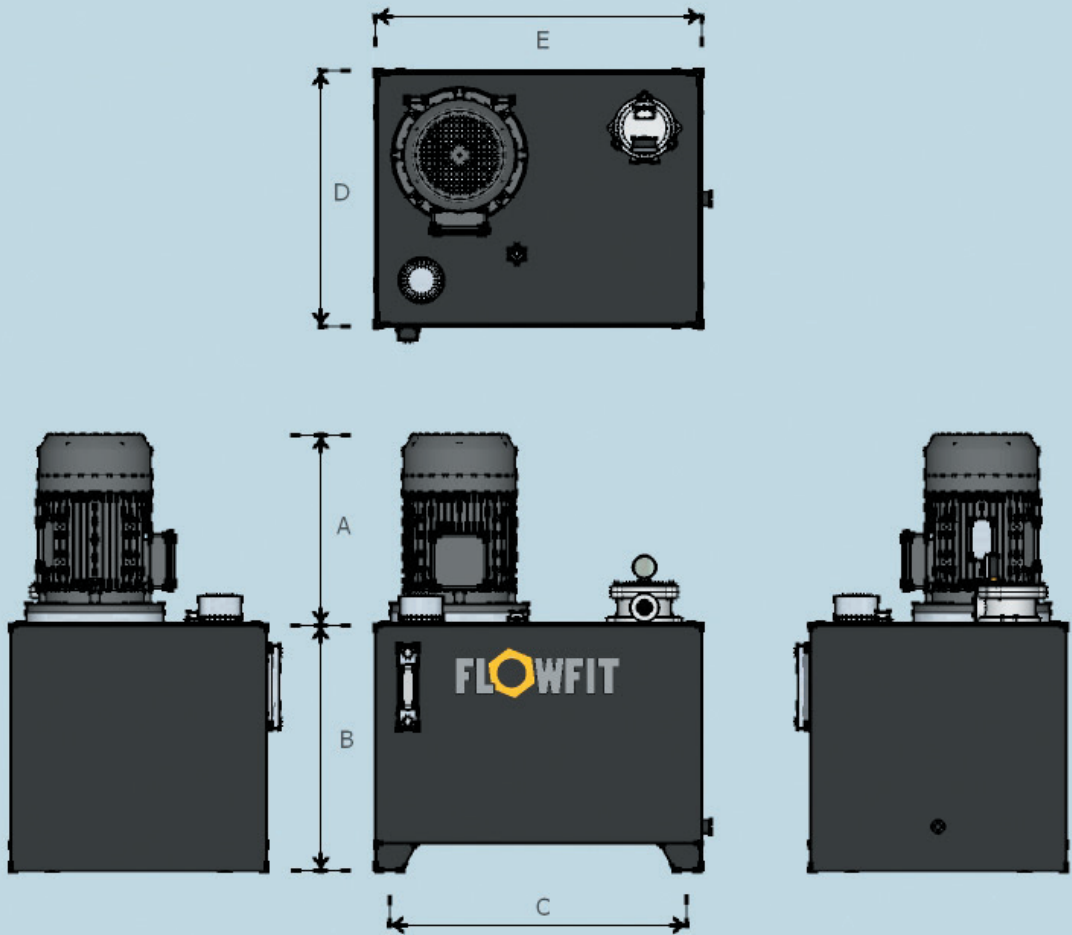
ALL POWER PACKS ARE FULLY ASSEMBLED AND TESTED. ISSUED WITH 12 MONTHS WARRANTY FROM INVOICE DATE

**USE TECH. DATA SHEET PU9 FOR PRODUCTS ON THIS PAGE**

**FULL ORDER NUMBER FOR EXAMPLE SHOWN**  
HF6001 D 32  
NG6S NG6D XXX XXX

## DETAILS FOR INSTALLATION HF600

HF 500 Dimensions



THREE PHASE ELECTRIC MOTOR DIMENSION

MOTOR	FRAME	A
2.2-4.0 KW	D100/D112	326/335
5.5-7.5 KW	D132	305/420
11-15 KW	D160	510
18.5-22 KW	D180	590
30 KW	D200	660
37-45 KW	D225	705
55 KW	D250	730

TANK DIMENSIONS

TANK CAPACITY	B	C	D	E
39 Litre	335	428	375	470
58 Litre	365	548	470	600
75 Litre	455	548	470	600
100 Litre	505	625	520	675
165 Litre	555	755	620	805
200 Litre	560	820	640	900
250 Litre	580	930	690	1010
300 Litre	580	1070	700	1150
400 Litre	580	1434	735	1514
630 Litre	770	1434	945	1514

SINGLE PHASE ELECTRIC MOTOR DIMENSION

MOTOR	FRAME	A
2.2	D100	320
3 KW	D112	340

## UP50 MINI-FLOW HYDRAULIC POWER PACK

The UP50 series of standard power packs is based on a range of 12vdc, 24vdc, 48vdc, 240v 1 phase and 415v 3 phase motors from 0.12kw to 2.2kw. Supplied fully assembled and tested, these units offer pressures up to 230 bar and flows up to 4.75lpm. All components in stock ready to assemble for immediate delivery.


Mini hydraulic powerunits offering mini flows suitable for single acting, double acting, and fully reversible circuits.

Pumps: 0.25cc/rev-2.3cc/rev  
Flows: from 0.25 litre up to 4.75 l/min  
Working pressures: up to 230 bar.  
Tanks: 0.5litre up to 4 litre.

Electric motors  
12vdc: 350w-2000w  
24vdc: 400w-2500w  
48vdc: 2000w  
220/240v/ac: 120w-750w  
415v: 120w-750w  
110V: 120w-750w

All UP50 assembled powerunits come complete as standard with the following components.

- Electric motor DC/AC
- Bucher gear pump.
- Bucher central housing
- Main relief valve
- Check valve
- Drive coupling
- Motor flange
- Suction Filter 216 micron
- Return filter conveyor 150 micron



### EXAMPLE

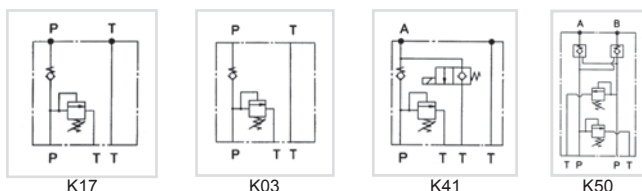
**STEP 1**  
SELECT FLOW  
EG: UP50/44  
£253.13

[www.flowfitonline.com](http://www.flowfitonline.com)  
TECH. DATA SHEET  
**PU10**

**TO GENERATE YOUR FULL ORDER NUMBER SELECT THE COSTING CODE OR EACH COMPONENT**

COSTING CODE	FLOW L/MIN	MAX PRESS BAR	MOTOR SIZE KW	MOTOR TYPE	NETT. PRICE	
					£ STERLING	€ EUROS
<b>12VDC MOTOR</b>						
UP50/1	0.75	200	350w	12vdc	£376.69	€ 508.53
UP50/2	1.3	200	350w	12vdc	£376.69	€ 508.53
UP50/3	1.5	200	350w	12vdc	£376.69	€ 508.53
UP50/4	2	150	350w	12vdc	£376.69	€ 508.53
UP50/5	2.5	125	350w	12vdc	£376.69	€ 508.53
UP50/6	3.7	75	350w	12vdc	£376.69	€ 508.53
<b>12VDC MOTOR</b>						
UP50/7	1.2	200	800w	12vdc	£376.69	€ 508.53
UP50/8	2.2	200	800w	12vdc	£376.69	€ 508.53
UP50/9	2.6	200	800w	12vdc	£376.69	€ 508.53
UP50/10	2.8	200	800w	12vdc	£376.69	€ 508.53
UP50/11	3	200	800w	12vdc	£376.69	€ 508.53
UP50/12	3.5	160	800w	12vdc	£376.69	€ 508.53
<b>12VDC MOTOR</b>						
UP50/13	1.2	200	2000w	12vdc	£376.69	€ 508.53
UP50/14	2	200	2000w	12vdc	£376.69	€ 508.53
UP50/15	2.5	200	2000w	12vdc	£376.69	€ 508.53
UP50/16	3	200	2000w	12vdc	£376.69	€ 508.53
UP50/17	3.75	200	2000w	12vdc	£376.69	€ 508.53
UP50/18	4.75	175	2000w	12vdc	£376.69	€ 508.53
<b>24VDC MOTOR</b>						
UP50/19	1	200	400w	24vdc	£376.69	€ 508.53
UP50/20	1.25	200	400w	24vdc	£376.69	€ 508.53
UP50/21	1.6	175	400w	24vdc	£376.69	€ 508.53
UP50/22	2.2	150	400w	24vdc	£376.69	€ 508.53
UP50/23	3	125	400w	24vdc	£376.69	€ 508.53
UP50/24	4.4	75	400w	24vdc	£376.69	€ 508.53
<b>24VDC MOTOR</b>						
UP50/28	2.75	175	900w	24vdc	£452.04	€ 610.25
UP50/29	3	175	900w	24vdc	£452.04	€ 610.25
<b>24VDC MOTOR</b>						
UP50/31	1	200	2200w	24vdc	£476.13	€ 642.78
UP50/32	1.75	200	2200w	24vdc	£476.13	€ 642.78
UP50/33	2.25	200	2200w	24vdc	£476.13	€ 642.78
UP50/34	2.75	200	2200w	24vdc	£476.13	€ 642.78
UP50/35	3.5	200	2200w	24vdc	£476.13	€ 642.78
UP50/36	4.4	200	2200w	24vdc	£476.13	€ 642.78

COSTING CODE	FLOW L/MIN	MAX PRESS BAR	MOTOR SIZE KW	MOTOR TYPE	NETT. PRICE	
					£ STERLING	€ EUROS
<b>240VAC UNIT 4 POLE MOTOR</b>						
UP50/37	0.37	165	120w	240vac	£246.11	€ 332.25
UP50/38	0.75	120	180w	240vac	£246.11	€ 332.25
UP50/39	1.12	110	250w	240vac	£246.11	€ 332.25
UP50/40	1.35	140	370w	240vac	£256.15	€ 345.80
UP50/41	1.35	210	750w	240vac	£298.35	€ 402.77
UP50/42	2.4	115	550w	240vac	£288.29	€ 389.19
UP50/43	3.45	110	750w	240vac	£298.35	€ 402.77
<b>415VAC UNIT 4 POLE MOTOR</b>						
UP50/44	0.37	165	120w	415vac	£253.13	€ 341.73
UP50/45	0.75	120	180w	415vac	£253.13	€ 341.73
UP50/46	1.12	110	250w	415vac	£253.13	€ 341.73
UP50/47	1.35	140	370w	415vac	£256.15	€ 345.80
UP50/48	1.35	210	750W	415vac	£298.35	€ 402.77
UP50/49	2.4	115	550w	415vac	£281.27	€ 379.72
UP50/50	3.45	110	750w	415vac	£298.35	€ 402.77
<b>48VDC UNIT</b>						
48VDC UNITS					ADD TO 24VDC PRICES ABOVE	£100.45 € 135.61



**STEP 2**  
SELECT CIRCUIT TYPE  
EG: K17  
£0.00

COSTING CODE	CIRCUIT TYPES	NETT. PRICE	
		£ STERLING	€ EUROS
K17	P AND T threaded ports 1/4"bsp	£0.00	€ 0.00
K03	Double acting circuit arranged with subplate for electro valve mounting. (Valves not included.)	£0.00	€ 0.00
K41	Single acting circuit (Valve not included)	£0.00	€ 0.00
K50	Reversible circuit c/w double pilot check valve and dual port relief included.	£145.67	€ 196.65

**STEP 3**  
SELECT VALVES  
EG: XXX  
£0.00

MANUAL COSTING CODE	CONTROL VALVES	NETT. PRICE	
		£ STERLING	€ EUROS
ZR817/22TV	Manual release valve screw in type (K41 only)	£86.30	€ 116.50
ZRZR817/22TVMS	Manual lever control c/w safety lock and microswitch (K41)	£109.49	€ 147.82
<b>SOLENOID</b>			
NOV*****	Normally open valve for single acting any voltage. (K41 only)	£107.50	€ 145.12
NCV*****	Normally closed valve for single acting any voltage. (K41 only)	£84.38	€ 113.91
6013SOL	One double or single electro valve c/w manifold. (K03 only)	£222.00	€ 299.70
6023SOL	Two double and/or single electro valves c/w manifold. (K03 only)	£399.80	€ 539.73
XXX	Not required	£0.00	€ 0.00
<b>EXTRAS</b>			
VRC	Throttle compensated flow valve (K41 only)	£17.67	€ 23.86
SMB	Steel mounting bracket for fitting to housing.	£9.54	€ 12.89
DCM	Plastic motor cover for DC motors.	£16.58	€ 22.38
*****= 12vdc,24vdc,24vac,110vac and 220vac			

**USE TECH. DATA SHEET PU10 FOR PRODUCTS ON THIS PAGE**

**STEP 4**  
SELECT RESERVOIR  
4L  
£35.15

COSTING CODE	RESERVOIR SIZES	NETT. PRICE	
		£ STERLING	€ EUROS
XXX	NO TANK FITTED FLANGE KIT ONLY SUPPLIED	£6.53	€ 8.82
0.5L	0.5 LITRE PLASTIC	£19.10	€ 25.78
1L	1 LITRE PLASTIC	£22.09	€ 29.82
1.5L	1.5 LITRE PLASTIC	£24.11	€ 32.55
1.6L	1.6 LITRE PLASTIC	£26.62	€ 35.93
2.5L	2.5 LITRE PLASTIC	£31.30	€ 42.26
4L	4 LITRE PLASTIC	£35.15	€ 47.46

**STEP 4**  
SELECT ORIENTATION  
HOR  
£0.00

COSTING CODE	ORIENTATION	NETT. PRICE	
		£ STERLING	€ EUROS
HOR	HORIZONTAL	£0.00	€ 0.00
VER	VERTICAL	£0.00	€ 0.00

ALL POWER PACKS ARE FULLY ASSEMBLED AND TESTED. ISSUED WITH 12 MONTHS WARRANTY FROM INVOICE DATE

**USE TECH. DATA SHEET PU10 FOR PRODUCTS ON THIS PAGE**

**FULL ORDER NUMBER FOR EXAMPLE SHOWN**  
UP50/44 K17  
XXX 4L HOR



## ET-ELECTRIC DC MOTOR PUMP SET

The ET series of standard motor pump sets is based on a range of 12vdc, 24vdc and 48vdc electric motors.

Supplied fully assembled and tested. These units offer pressures up to 200 bar and flows up to 22.5lpm. All components in stock ready to assemble for immediate delivery.

- Commonly referred to as an 'Emergency' or 'Backup' pump.
- Small electric DC motor pump unit to supply hydraulic power as flow and pressure to hydraulic circuits or as a system back up.
- The electro-motor-pumps are largely used on operating machines such as mobile machines, automotive applications, small truck mounted cranes, electro-hydraulic steering and where through simple valves and hose connections it is possible to operate and control different hydraulic actuators.
- All ET motor pump sets complete with DC Electric motor c/w relay, drive coupling, pump flange and a gear pump c/w bsp threaded ports. Unit supplied with a steel mounting flange.
- Used on applications where control valves are mounted away from the powerpack.
- Can be mounted in any position.
- Also available other pump and motor sizes from 0.8KW( 800w) to 3KW( 3000w). For all other input voltages 12vdc, 24vdc or 48vdc and power ratings, and specific running times please download the ET pdf file or consult our sales department.
- Noise levels have been drastically reduced.
- Please note restricted running times apply check suitable for your application-continuous rated dc motors are available upon request.



12VDC FOR INTERMITTENT DUTY CYCLE.		BUCHER CODING	FLOW L/MIN	MAX PRESS BAR	MOTOR SIZE KW	MOTOR TYPE	NETT. PRICE	
PART NUMBER							£ STERLING	€ EUROS
ET/1.2/12VDC	T107E/R106/E45/AP100/1.2/319	4	200	1.7	12vdc	£300.36	€ 405.49	
ET/1.7/12VDC	T107E/R106/E45/AP100/1.7/319	4.5	175	1.7	12vdc	£300.36	€ 405.49	
ET/2.5/12VDC	T107E/R106/E45/AP100/2.5/319	9	150	1.7	12vdc	£300.36	€ 405.49	
ET/3.5/12VDC	T107E/R106/E45/AP100/3.5/319	9.5	100	1.7	12vdc	£300.36	€ 405.49	
ET/4.3/12VDC	T107E/R106/E45/AP100/4.3/319	12	75	1.7	12vdc	£300.36	€ 405.49	
ET/5/12VDC	T107E/R106/E45/AP100/5/319	13.5	75	1.7	12vdc	£300.36	€ 405.49	
ET/6.5/12VDC	T107E/R106/E45/AP100/6.5/319	17	50	1.7	12vdc	£300.36	€ 405.49	
ET/8/12VDC	T107E/R106/E45/AP1008/319	22.5	25	1.7	12vdc	£305.37	€ 412.25	

24VDC FOR INTERMITTENT DUTY CYCLE.		BUCHER CODING	FLOW L/MIN	MAX PRESS BAR	MOTOR SIZE KW	MOTOR TYPE	NETT. PRICE	
PART NUMBER							£ STERLING	€ EUROS
ET/1.2/24VDC	T109E/R209/E45/AP100/1.2/319	4	200	2.2	24vdc	£393.57	€ 531.32	
ET/1.7/24VDC	T109E/R209/E45/AP100/1.7/319	4.5	200	2.2	24vdc	£393.57	€ 531.32	
ET/2.5/24VDC	T109E/R209/E45/AP100/2.5/319	6	200	2.2	24vdc	£393.57	€ 531.32	
ET/3.5/24VDC	T109E/R209/E45/AP100/3.5/319	7	175	2.2	24vdc	£393.57	€ 531.32	
ET/4.3/24VDC	T109E/R209/E45/AP100/4.3/319	8	150	2.2	24vdc	£393.57	€ 531.32	
ET/5/24VDC	T109E/R209/E45/AP100/5/319	9	125	2.2	24vdc	£393.57	€ 531.32	
ET/6.5/24VDC	T109E/R209/E45/AP100/6.5/319	12.5	100	2.2	24vdc	£393.57	€ 531.32	
ET/8/24VDC	T109E/R209/E45/AP1008/319	16	75	2.2	24vdc	£393.57	€ 531.32	

All motor pump sets above will deliver more flow at lower pressure.

24VDC FOR CONTINUOUS DUTY CYCLE.		BUCHER CODING	FLOW L/MIN	MAX PRESS BAR	MOTOR SIZE KW	MOTOR TYPE	NETT. PRICE	
PART NUMBER							£ STERLING	€ EUROS
ET/54/4.5/24VDC	ET/54/4.5/24VDC	8	150	2.2	24vdc	£1,089.90	€ 1,471.37	
ET/54/6.5/24VDC	ET/54/6.5/24VDC	12.5	100	2.2	24vdc	£1,089.90	€ 1,471.37	
ET/54/8.5/24VDC	ET/54/8.5/24VDC	16	75	2.2	24vdc	£1,089.90	€ 1,471.37	

OPTIONAL EXTRAS		NETT. PRICE	
		£ STERLING	€ EUROS
RV	Relief valve fitted to the pump.	£94.43	€ 127.48
SMB	Steel mounting bracket for fitting to housing.	£9.54	€ 12.89
DCM	Plastic motor cover for DC motors.	£16.58	€ 22.38

## HF800 HONDA PETROL ENGINE DRIVEN POWER PACKS

POWERED by **HONDA**

The HF700 series of petrol driven power packs is based on a range of Honda petrol engines from 2.6kw – 15.3kw on request.

Supplied fully assembled and tested, These units offer pressures up to 210 bar and flows up to 63 l/min on request.

All components in stock ready to assemble for immediate delivery. Electric start models have a key start.

ALL POWER PACKS ARE FULLY ASSEMBLED AND TESTED ISSUED WITH 12 MONTHS WARRANTY FROM INVOICE DATE

### THE HF800 BASIC PETROL DRIVEN POWER PACKS CONSISTS OF:

- HONDA AIR COOLED 4 STROKE OHV PETROL ENGINE
- GALTECH GEAR PUMP
- FLOWFIT BELL HOUSING AND DRIVE COUPLING
- IKRON TANK TOP RETURN LINE FILTER 10 MICRON C/W VISUAL INDICATOR
- FLOWFIT 45 LITRE RESERVOIR C/W REMOVEABLE LID
- IKRON FILLER BREATHER AND IKRON SUCTION STRAINER 125 MICRON
- FILTREC LEVEL AND TEMP INDICATOR
- PRESSURE GAUGE
- ASSEMBLED, MOUNTED ON A FRAME AND TESTED
- PAINTED BLACK



HONDA GX160



HONDA GX270



HONDA GX390

### EXAMPLE

**STEP 1**  
SELECT ENGINE TYPE  
EG: ZZ001754  
£1298.74

www.flowfitonline.com  
TECH. DATA SHEET  
**PU12**

TO GENERATE YOUR FULL ORDER NUMBER SELECT THE COSTING CODE OR EACH COMPONENT

PART NO	HONDA ENGINE TYPE	KW 3600 RPM	HP 3600 RPM	ENGINE START	PERFORMANCE L/MIN @ PSI	PUMP TYPE	OIL ALERT YES / NO	DIMENSIONS L X W X H (MM)	NETT. PRICE	
									£ STERLING	€ EUROS
ZZ001754	GX160UT1QX4	2.6	5.5	PULL	10.5 L/MIN @ 3000PSI	GEAR	YES	1015 x 385 x 600	£1,298.74	€ 1,753.30
ZZ001758	GX270UT2QXQ4	3.6	9.5	PULL	19.5 L/MIN @ 1500PSI	GEAR	YES	1015 x 385 x 600	£1,563.79	€ 2,111.12
ZZ001760	GX390UT2QXQ4	5.3	13	PULL	24 L/MIN @ 1500PSI	GEAR	YES	1015 x 385 x 600	£1,961.37	€ 2,647.85



**STEP 2**  
SELECT ADD ON EXTRAS  
EG: PG4  
£19.60

COSTING CODE	ADD ON EXTRAS	NETT. PRICE	
		£ STERLING	€ EUROS
PG1	PRESSURE GAUGE 0-1000PSI PLUS ISOLATOR	£19.60	€ 26.46
PG2	PRESSURE GAUGE 0-2000PSI PLUS ISOLATOR	£19.60	€ 26.46
PG4	PRESSURE GAUGE 0-4000PSI PLUS ISOLATOR	£19.60	€ 26.46
PG6	PRESSURE GAUGE 0-6000PSI PLUS ISOLATOR	£19.60	€ 26.46
XXX	NOT REQUIRED	£0.00	€ 0.00



**STEP 3**  
 SELECT CETOP 3  
 MANIFOLD  
 EG: XXX  
 £0.00

CETOP 3 M/FOLD PART NO REF	COSTING CODE	PART NO	NETT. PRICE	
			£ STERLING	€ EUROS
CETOP 3 1STN M/FOLD	31	MD-03P-1-G	£21.64	€ 29.21
CETOP 3 2STN M/FOLD	32	MD-03P-2-G	£39.67	€ 53.55
CETOP 3 3STN M/FOLD	33	MD-03P-3-G	£58.30	€ 78.71
CETOP 3 4STN M/FOLD	34	MD-03P-4-G	£79.33	€ 107.10
NO MANIFOLD NEEDED	XXX		£0.00	€ 0.00



**STEP 4**  
 SELECT CETOP 3  
 VALVES  
 EG: XXX  
 £0.00

CETOP 3 VALVES 315 BAR MAX PRESSURE	COSTING CODE	NETT. PRICE	
		£ STERLING	€ EUROS
NG 6 D/ACTING VALVE	NG6D	£45.58	€ 61.53
NG 6 S/ACTING VALVE	NG6S	£33.89	€ 45.76
NO VALVES NEEDED	XXX	£0.00	€ 0.00



**STEP 5**  
 SELECT DIRECTIONAL  
 CONTROL VALVE  
 EG:XXX  
 £0.00

45LTR DIRECTIONAL CONTROL VALVE 400 BAR MAX PRESSURE HDM11P/HDM11S	COSTING CODE	PART NO	NETT. PRICE	
			£ STERLING	€ EUROS
3/8" 1 BANK D/ACTING S/RETURN VALVE	P1	HDM140/1	£42.06	€ 56.79
3/8" 2 BANK D/ACTING S/RETURN VALVE	P2	HDM11P/2	£98.46	€ 132.92
3/8" 3 BANK D/ACTING S/RETURN VALVE	P3	HDM11P/3	£138.84	€ 187.44
3/8" 4 BANK D/ACTING S/RETURN VALVE	P4	HDM11P/4	£167.86	€ 226.62
3/8" 5 BANK D/ACTING S/RETURN VALVE	P5	HDM11P/5	£200.69	€ 270.93
3/8" 6 BANK D/ACTING S/RETURN VALVE	P6	HDM11P/6	£227.19	€ 306.70
1/2" 1 BANK D/ACTING S/RETURN VALVE	S1	HDM11S/1	£79.52	€ 107.35
1/2" 2 BANK D/ACTING S/RETURN VALVE	S2	HDM11S/2	£122.43	€ 165.28
1/2" 3 BANK D/ACTING S/RETURN VALVE	S3	HDM11S/3	£159.03	€ 214.69
1/2" 4 BANK D/ACTING S/RETURN VALVE	S4	HDM11S/4	£195.64	€ 264.11
1/2" 5 BANK D/ACTING S/RETURN VALVE	S5	HDM11S/5	£237.28	€ 320.33
1/2" 6 BANK D/ACTING S/RETURN VALVE	S6	HDM11S/6	£251.17	€ 339.08
NO VALVES NEEDED	XXX		£0.00	€ 0.00

ALL POWER PACKS ARE FULLY ASSEMBLED AND TESTED.  
 ISSUED WITH 12 MONTHS WARRANTY FROM INVOICE DATE

**USE TECH. DATA SHEET PU12 FOR PRODUCTS ON THIS PAGE**

**FULL ORDER NUMBER FOR EXAMPLE SHOWN**  
 HF800-PG4-XXX  
 -XXX-XXX

## HF700 PETROL ENGINE DRIVEN POWER PACKS

The HF700 series of petrol driven power packs is based on a range of Loncin petrol engines from 2.6kw – 15.3kw on request.


Supplied fully assembled and tested, These units offer pressures up to 210 bar and flows up to 63 l/min on request.

All components in stock ready to assemble for immediate delivery. Electric start models have a key start.

ALL POWER PACKS ARE FULLY ASSEMBLED AND TESTED ISSUED WITH 12 MONTHS WARRANTY FROM INVOICE DATE

### THE HF700 BASIC PETROL DRIVEN POWER PACKS CONSISTS OF:

- LONCIN AIR COOLED 4 STROKE OHV PETROL ENGINE
- GALTECH GEAR PUMP
- FLOWFIT BELL HOUSING AND DRIVE COUPLING
- IKRON TANK TOP RETURN LINE FILTER 10 MICRON C/W VISUAL INDICATOR
- FLOWFIT 45 LITRE RESERVOIR C/W REMOVEABLE LID
- IKRON FILLER BREATHER AND IKRON SUCTION STRAINER 125 MICRON
- FILTREC LEVEL AND TEMP INDICATOR
- PRESSURE GAUGE
- ASSEMBLED, MOUNTED ON A FRAME AND TESTED
- PAINTED BLACK



LONCIN G160FQ



LONCIN G270FQ



LONCIN G390FQ



### EXAMPLE

**STEP 1**  
SELECT ENGINE TYPE  
EG: ZZ001362  
£1182.79

www.flowfitonline.com  
TECH. DATA SHEET  
**PU13**

TO GENERATE YOUR FULL ORDER NUMBER SELECT THE COSTING CODE OR EACH COMPONENT

PART NO	LONCIN ENGINE TYPE	KW 3600 RPM	HP 3600 RPM	ENGINE START	PERFORMANCE L/MIN @ PSI	PUMP TYPE	OIL ALERT YES / NO	DIMENSIONS L X W X H (MM)	NETT. PRICE	
									£ STERLING	€ EUROS
ZZ001362	G160FQ	4	5.5	PULL	10.5 L/MIN @ 3000PSI	GEAR	YES	1015 x 385 x 600	£1,182.79	€ 1,596.77
ZZ001758	G270FQ	6.7	9.5	PULL	19.5 L/MIN @ 1500PSI	GEAR	YES	1015 x 385 x 600	£1,563.79	€ 2,111.12
ZZ001760	G390FQ	9.7	13	PULL	24 L/MIN @ 1500PSI	GEAR	YES	1015 x 385 x 600	£1,961.37	€ 2,647.85

**STEP 2**  
SELECT ADD ON EXTRAS  
EG: PG4  
£19.60



COSTING CODE	ADD ON EXTRAS	NETT. PRICE	
		£ STERLING	€ EUROS
PG1	PRESSURE GAUGE 0-1000PSI PLUS ISOLATOR	£19.60	€ 26.46
PG2	PRESSURE GAUGE 0-2000PSI PLUS ISOLATOR	£19.60	€ 26.46
PG4	PRESSURE GAUGE 0-4000PSI PLUS ISOLATOR	£19.60	€ 26.46
PG6	PRESSURE GAUGE 0-6000PSI PLUS ISOLATOR	£19.60	€ 26.46
XXX	NOT REQUIRED	£0.00	€ 0.00



**STEP 3**  
 SELECT CETOP 3  
 MANIFOLD  
 EG: XXX  
 £0.00

CETOP 3 M/FOLD PART NO REF	COSTING CODE	PART NO	NETT. PRICE	
			£ STERLING	€ EUROS
CETOP 3 1STN M/FOLD	31	MD-03P-1-G	£21.64	€ 29.21
CETOP 3 2STN M/FOLD	32	MD-03P-2-G	£39.67	€ 53.55
CETOP 3 3STN M/FOLD	33	MD-03P-3-G	£58.30	€ 78.71
CETOP 3 4STN M/FOLD	34	MD-03P-4-G	£79.33	€ 107.10
NO MANIFOLD NEEDED	XXX		£0.00	€ 0.00



**STEP 4**  
 SELECT CETOP 3  
 VALVES  
 EG: XXX  
 £0.00

CETOP 3 VALVES 315 BAR MAX PRESSURE	COSTING CODE	NETT. PRICE	
		£ STERLING	€ EUROS
NG 6 D/ACTING VALVE	NG6D	£45.58	€ 61.53
NG 6 S/ACTING VALVE	NG6S	£33.89	€ 45.76
NO VALVES NEEDED	XXX	£0.00	€ 0.00



**STEP 5**  
 SELECT DIRECTIONAL  
 CONTROL VALVE  
 EG:XXX  
 £0.00

45LTR DIRECTIONAL CONTROL VALVE 400 BAR MAX PRESSURE HDM11P/HDM11S	COSTING CODE	PART NO	NETT. PRICE	
			£ STERLING	€ EUROS
3/8" 1 BANK D/ACTING S/RETURN VALVE	P1	HDM140/1	£42.06	€ 56.79
3/8" 2 BANK D/ACTING S/RETURN VALVE	P2	HDM11P/2	£98.46	€ 132.92
3/8" 3 BANK D/ACTING S/RETURN VALVE	P3	HDM11P/3	£138.84	€ 187.44
3/8" 4 BANK D/ACTING S/RETURN VALVE	P4	HDM11P/4	£167.86	€ 226.62
3/8" 5 BANK D/ACTING S/RETURN VALVE	P5	HDM11P/5	£200.69	€ 270.93
3/8" 6 BANK D/ACTING S/RETURN VALVE	P6	HDM11P/6	£227.19	€ 306.70
1/2" 1 BANK D/ACTING S/RETURN VALVE	S1	HDM11S/1	£79.52	€ 107.35
1/2" 2 BANK D/ACTING S/RETURN VALVE	S2	HDM11S/2	£122.43	€ 165.28
1/2" 3 BANK D/ACTING S/RETURN VALVE	S3	HDM11S/3	£159.03	€ 214.69
1/2" 4 BANK D/ACTING S/RETURN VALVE	S4	HDM11S/4	£195.64	€ 264.11
1/2" 5 BANK D/ACTING S/RETURN VALVE	S5	HDM11S/5	£237.28	€ 320.33
1/2" 6 BANK D/ACTING S/RETURN VALVE	S6	HDM11S/6	£251.17	€ 339.08
NO VALVES NEEDED	XXX		£0.00	€ 0.00

ALL POWER PACKS ARE FULLY ASSEMBLED AND TESTED.  
 ISSUED WITH 12 MONTHS WARRANTY FROM INVOICE DATE

**USE TECH. DATA SHEET PU13 FOR PRODUCTS ON THIS PAGE**

**FULL ORDER  
 NUMBER  
 FOR EXAMPLE  
 SHOWN**  
 HF700-PG4-XXX  
 -XXX-XXX



## HF900 HATZ DIESEL ENGINE DRIVEN

The HF900 series of diesel driven power packs is based on a range of HATZ diesel engines from 7.4kw – 50kw on request.

Supplied fully assembled and tested, These units can offer pressures up to 350 bar and flows up to 250 l/min on request.

All components in stock ready to assemble for immediate delivery.

ALL POWER PACKS ARE FULLY ASSEMBLED PRIOR TO DESPATCH. ISSUED WITH 12 MONTHS WARRANTY FROM INVOICE DATE

### THE HF900 BASIC DIESEL DRIVEN POWER PACKS CONSISTS OF:

- HATZ SINGLE CYLINDER DIESEL ENGINE
- GALTECH GEAR PUMP
- FLOWFIT BELL HOUSING AND DRIVE COUPLING
- IKRON TANK TOP RETURN LINE FILTER 10 MICRON C/W VISUAL INDICATOR
- FLOWFIT 45 LITRE RESERVOIR C/W REMOVEABLE LID
- IKRON FILLER BREATHER AND IKRON SUCTION STRAINER 125 MICRON
- FILTREC LEVEL AND TEMP INDICATOR
- PRESSURE GAUGE
- ASSEMBLED, MOUNTED ON A FRAME AND TESTED
- PAINTED BLACK
- COMPLETE WITH DOUBLE ACTING VALVE, BUCHER HDM140 C/W MAIN RELIEF, DOUBLE ACTING SPOOL C/W 3 POSITION SPRING RETURN AND LEVER OPERATED



HATZ 1D50Z



HATZ 2G40

### EXAMPLE

#### STEP 1

SELECT ENGINE TYPE  
EG: ZZ001422  
£2915.55

www.flowfitonline.com  
TECH. DATA SHEET  
**PU14**

TO GENERATE YOUR FULL ORDER NUMBER SELECT THE COSTING CODE OR EACH COMPONENT

PART NO	HATZ ENGINE TYPE	KW 3600 RPM	HP 3600 RPM	ENGINE START	PERFORMANCE L/MIN @ PSI	PUMP TYPE	OIL ALERT YES / NO	DIMENSIONS L X W X H (MM)	NETT. PRICE	
									£ STERLING	€ EUROS
ZZ001422	1D50Z	7.5	10	*HANDLE	18 L/MIN @ 2900PSI	GEAR	YES	1015 x 385 x 600	£2,915.55	€ 3,935.99
ZZ001640	2G40	14.7	19.7	12 VOLT	36 L/MIN @ 2900PSI	GEAR	YES	1015 x 385 x 600	£5,301.00	€ 7,156.35

\*12V START AVAILABLE ON REQUEST



#### STEP 2

SELECT ADD ON EXTRAS  
EG: PG4  
£19.60

COSTING CODE	ADD ON EXTRAS	NETT. PRICE	
		£ STERLING	€ EUROS
PG1	PRESSURE GAUGE 0-1000PSI PLUS ISOLATOR	£19.60	€ 26.46
PG2	PRESSURE GAUGE 0-2000PSI PLUS ISOLATOR	£19.60	€ 26.46
PG4	PRESSURE GAUGE 0-4000PSI PLUS ISOLATOR	£19.60	€ 26.46
PG6	PRESSURE GAUGE 0-6000PSI PLUS ISOLATOR	£19.60	€ 26.46
XXX	NOT REQUIRED	£0.00	€ 0.00





**STEP 3**  
 SELECT CETOP 3  
 MANIFOLD  
 EG: XXX  
 £0.00

CETOP 3 M/FOLD PART NO REF	COSTING CODE	PART NO	NETT. PRICE	
			£ STERLING	€ EUROS
CETOP 3 1STN M/FOLD	31	MD-03P-1-G	£21.64	€ 29.21
CETOP 3 2STN M/FOLD	32	MD-03P-2-G	£39.67	€ 53.55
CETOP 3 3STN M/FOLD	33	MD-03P-3-G	£58.50	€ 78.98
CETOP 3 4STN M/FOLD	34	MD-03P-4-G	£79.33	€ 107.10
NO MANIFOLD NEEDED	XXX		£0.00	€ 0.00



**STEP 4**  
 SELECT CETOP 3  
 VALVES  
 EG: XXX  
 £0.00

CETOP 3 VALVES 315 BAR MAX PRESSURE	COSTING CODE	NETT. PRICE	
		£ STERLING	€ EUROS
NG 6 D/ACTING VALVE	NG6D	£45.58	€ 61.53
NG 6 S/ACTING VALVE	NG6S	£33.89	€ 45.76
NO VALVES NEEDED	XXX	£0.00	€ 0.00



**STEP 5**  
 SELECT DIRECTIONAL  
 CONTROL VALVE  
 EG:XXX  
 £0.00

45LTR DIRECTIONAL CONTROL VALVE 400 BAR MAX PRESSURE HDM11P/HDM11S	COSTING CODE	PART NO	NETT. PRICE	
			£ STERLING	€ EUROS
3/8" 1 BANK D/ACTING S/RETURN VALVE	P1	HDM140/1	£42.06	€ 56.79
3/8" 2 BANK D/ACTING S/RETURN VALVE	P2	HDM11P/2	£98.46	€ 132.92
3/8" 3 BANK D/ACTING S/RETURN VALVE	P3	HDM11P/3	£138.84	€ 187.44
3/8" 4 BANK D/ACTING S/RETURN VALVE	P4	HDM11P/4	£167.86	€ 226.62
3/8" 5 BANK D/ACTING S/RETURN VALVE	P5	HDM11P/5	£200.69	€ 270.93
3/8" 6 BANK D/ACTING S/RETURN VALVE	P6	HDM11P/6	£227.19	€ 306.70
1/2" 1 BANK D/ACTING S/RETURN VALVE	S1	HDM11S/1	£79.52	€ 107.35
1/2" 2 BANK D/ACTING S/RETURN VALVE	S2	HDM11S/2	£122.43	€ 165.28
1/2" 3 BANK D/ACTING S/RETURN VALVE	S3	HDM11S/3	£159.03	€ 214.69
1/2" 4 BANK D/ACTING S/RETURN VALVE	S4	HDM11S/4	£195.64	€ 264.11
1/2" 5 BANK D/ACTING S/RETURN VALVE	S5	HDM11S/5	£237.28	€ 320.33
1/2" 6 BANK D/ACTING S/RETURN VALVE	S6	HDM11S/6	£251.17	€ 339.08
NO VALVES NEEDED	XXX		£0.00	€ 0.00

ALL POWER PACKS ARE FULLY ASSEMBLED AND TESTED.  
 ISSUED WITH 12 MONTHS WARRANTY FROM INVOICE DATE

**USE TECH. DATA SHEET PU14 FOR PRODUCTS ON THIS PAGE**

**FULL ORDER  
 NUMBER  
 FOR EXAMPLE  
 SHOWN  
 HF900-PG4-  
 XXX-XXX-XXX**

## CUSTOM BUILT POWER UNITS

### CUSTOM BUILT POWER UNITS TO SUIT YOUR APPLICATIONS

Have a Flowfit custom built power unit to meet your exact requirements.

We can build power units for use in agricultural implements, sawmills, mining applications, quarries, compactors, landfills, material handling equipment, automotive plants, transportation, hanger door openers, man lifts, light industrial and wind turbine applications plus many more.

We can add a variety of custom features including DC backups for AC units, handpumps, explosion proof motors, oil coolers, heat exchangers, oil heaters, solenoid or manual valves, kidney loop filtration, offline filtration, tandem and triple pumps and two stage pumps.

Our Flowfit Power Unit Technical Support Team are here to assist you with all your power unit needs.

Give us a call today for assistance with any questions you may have.

For a no-obligation priced quotation please complete this form.

**Fax: 0044 1584 876044**

**Email: sales@flowfitonline.com**

## FLOWFIT CUSTOM BUILT WORKSHEET

<b>Customer Name</b> .....	<b>Company</b> .....
<b>Name</b> .....	
<b>Address</b> .....	
<b>Town/City</b> .....	<b>County</b> .....
<b>Postcode</b> .....	<b>Country</b> .....
<b>Phone</b> .....	<b>Fax</b> .....
<b>Email</b> .....	<b>Website</b> .....
<b>Mobile</b> .....	

**Description of Application**

**Hydraulic schematic or hose layout**

PLEASE ENTER THE DETAILS YOU KNOW AS A STARTING POINT

### POWER SOURCE

PETROL  \_\_\_\_\_ HP \_\_\_\_\_ KW      DIESEL  \_\_\_\_\_ HP \_\_\_\_\_ KW

ELECTRIC MOTOR  \_\_\_\_\_ phase \_\_\_\_\_ voltage  
 \_\_\_\_\_ Hz       AC \_\_\_\_\_ DC

PHASE     Single  Three

FLOW REQUIRED \_\_\_\_\_ Gallons \_\_\_\_\_ Litres

FLUID BEING USED \_\_\_\_\_

SPEED FOR ADVISED FLOW REQUIREMENT \_\_\_\_\_ RPM

PRESSURE REQUIRED \_\_\_\_\_ PSI \_\_\_\_\_ BAR

SPECIAL COMMENTS OR NEEDS:  
 \_\_\_\_\_

### TANK/RESERVOIR SIZE

SIZE REQUIRED \_\_\_\_\_ LITRES \_\_\_\_\_ GALLONS

Please note we normally recommend anywhere from 3 to 10 times pump flow for correct tank sizing.

PHYSICAL SIZE OF CUSTOMISED TANK REQUIRED      LENGTH \_\_\_\_\_  
 \_\_\_\_\_      WIDTH \_\_\_\_\_  
 \_\_\_\_\_      HEIGHT \_\_\_\_\_

### PUMP TYPE

VARIABLE DISPLACEMENT       FIXED DISPLACEMENT

### MAIN RELIEF

RELIEF SETTING REQUIRED \_\_\_\_\_ PSI RELIEF SETTING REQUIRED \_\_\_\_\_ BAR

### DIRECTIONAL CONTROLS

MANUAL       SOLENOID       VOLTAGE OF COILS

NUMBER OF SPOOLS \_\_\_\_\_

SPOOL ACTION       CLOSED       OPEN       REGENERATIVE

FLOAT       TANDEM       SPRING CENTRE       DETENT

OTHER VALVES NEEDED  
 \_\_\_\_\_

### ACCESSORIES

RETURN LINE FILTER       PRESSURE FILTER

PRESSURE GAUGE AND ISOLATOR \_\_\_\_\_ PRESSURE RANGE PSI

COOLER REQUIRED \_\_\_\_\_ TYPE REQUIRED       TANK OIL HEATER

IF OPERATING HYDRAULIC CYLINDERS PLEASE CONFIRM  
 BORE \_\_\_\_\_ mm      ROD \_\_\_\_\_ mm      STROKE \_\_\_\_\_ mm

SINGLE ACTING       DOUBLE ACTING       \_\_\_\_\_ TONNAGE FORCE REQUIRED.

IF CYLINDERS WORKING TOGETHER PLEASE ADVISE  
 \_\_\_\_\_

TIME TO EXTEND \_\_\_\_\_ SECS TIME TO RETREAT \_\_\_\_\_ SECS

DO YOU REQUIRE SINGLE/DOUBLE PILOT CHECK VALVES  DO YOU REQUIRE HOSE BURST VALVES

IF OPERATING HYDRAULIC MOTORS PLEASE CONFIRM  
 SPEED OF MOTOR \_\_\_\_\_ RPM PRESSURE REQUIRED \_\_\_\_\_

THE ABOVE FORMS CONTIAN THE BASIC REQUIREMENTS TO ENABLE OUR FLOWFIT SUPPORT SPECIALIST TO PROCEED WITH A QUOTE. WE WILL CONTACT YOU FOR FURTHER INFO REQUIRED.

**CALL 01584 876033 FAX 01584 876044 EMAIL SALES @FLOWFITONLINE.COM**

# Flowfit is now an official UK distributor for White Drive Products

**FLOWFIT**<sup>®</sup>



**We now have Whites  
Hydraulic motors  
available on our  
website from**

**£66.14**  
Ex VAT

Flowfit are pleased to announce their recent appointment as a UK Official Distributor for White Drive Products. Hydraulic products include light duty, medium duty and heavy duty hydraulic orbital motors, brakes, steering units, hydraulic flow dividers and hydraulic piston pumps. Please do not hesitate to contact us for your White Drive Product enquiries where our technical team will be more than happy to assist.



Telephone: +44 (0)1584 876 033

Fax: +44 (0)1584 876 044

Email: [sales@flowfitonline.com](mailto:sales@flowfitonline.com)

**[www.flowfitonline.com](http://www.flowfitonline.com)**



## PETROL AND DIESEL POWER PACKS

# PETROL AND DIESEL POWER PACKS

PRODUCT	PAGE
LONCIN 4 STROKE PETROL ENGINES	178
HATZ DIESEL ENGINES	179
PETROL ENGINE DRIVEN HYDRAULIC GEAR PUMP SETS	184
PETROL ENGINE DRIVEN HYDRAULIC HI-LOW GEAR PUMP SETS	186



**FROM ONLY  
£150.85  
+VAT**



**FROM ONLY  
£392.77  
+VAT**



**FROM ONLY  
£1206.37  
+VAT**



**QUALITY PRODUCTS**



**FREE ADVICE**



## LONCIN 4 STROKE PETROL ENGINES

The Loncin range of 4 stroke air cooling petrol engines are an industry standard oil alert petrol engines which conform to all EEC regulations.

The engines come with standard foot spring mountings, a 3/4" Q type shaft with keyway, recoil start and oil alert.

Ideal as replacement petrol engines for all major brands.



For information on available engine HP please see part number description below.

These petrol engines are perfect for installations where no electrical power is available or conditions are not suitable to use electricity.

**Example of ideal usage situations are:**

- Boatyards
- Offshore applications
- Boat applications
- Mobile application
- Agricultural applications
- Industrial applications
- Emergency power situations
- Truck mounted applications
- Log Splitters

www.flowfitonline.com  
TECH. DATA SHEET  
**PE01**



PART NO.	HORSEPOWER HP	RECOIL START	ELECTRIC START	OIL ALERT	NETT. PRICE	
					£ STERLING	€ EUROS
LC154F	2.1	YES	NO	YES	£150.85	€ 203.64
G120F-P	3.5	YES	NO	YES	£150.85	€ 238.48
G160F-P	5.5	YES	NO	YES	£202.57	€ 273.46
G200F-P	6.5	YES	NO	YES	£204.98	€ 276.72
G270F-P	9	YES	NO	YES	£369.39	€ 498.68
G340F-P	11	YES	NO	YES	£379.81	€ 512.74
G390F-P	13	YES	NO	YES	£392.77	€ 530.24
G420F-P	15	YES	YES	YES	£462.60	€ 624.51
LC2V78FD	19.7	YES	YES	YES	£813.18	€ 1,097.80





## HATZ DIESEL ENGINES

HATZ are manufacturers of environmentally friendly diesel engines from 1.5hp to 80hp (1.1kw to 60kw)

We can supply HATZ diesel engines on their own or as part of a specially designed hydraulic power pack for your system.

### HATZ 1B20 4.2HP DIESEL ENGINE WITH 12 VOLT START

[www.flowfitonline.com](http://www.flowfitonline.com)  
TECH. DATA SHEET  
**DE01**



Hatz are world leaders in quiet, clean, air-cooled diesel engines for the following industries:

- Construction
- Power generation
- Pumpset
- Llift/ Reach Truck
- Agriculture

- Hatz 1b20 4.2 hp (3.1 kw) single cylinder diesel engine, 12 volt electric start.
- shaft drive 23mm taper or 3/4" inch straight 12 volt electric start.
- comes complete with fuel tank, air filter, silencer, recoil starter and instrument panel 12 volt.
- all engines can be fitted with complete ready to go hydraulic pumps and valve systems - ask for details.

Hatz are manufacturers of environmentally friendly diesel engines from 1.5hp to 80hp (1.1kw to 60kw).

PART NO.	DESCRIPTION	NETT. PRICE	
		£ STERLING	€ EUROS
ZZ002195	HATZ 1B20 4.2HP DIESEL ENGINE WITH 12 VOLT START	£1,605.56	€ 2,167.51

### HATZ 1B20 4.2HP DIESEL ENGINE WITH RECOIL START

[www.flowfitonline.com](http://www.flowfitonline.com)  
TECH. DATA SHEET  
**DE01**



Hatz are world leaders in quiet, clean, air-cooled diesel engines for the following industries:

- Construction
- Power generation
- Pumpset
- Llift/ Reach Truck
- Agriculture

- Hatz 1b20 4.2 hp (3.1 kw) single cylinder diesel engine, recoil start
- Shaft drive 23mm taper or 3/4" inch straight.
- Comes complete with fuel tank, air filter, silencer, recoil starter.
- All engines can be fitted with complete ready to go hydraulic pumps and valve systems - ask for details.

Hatz are manufacturers of environmentally friendly diesel engines from 1.5hp to 80hp (1.1kw to 60kw).

PART NO.	DESCRIPTION	NETT. PRICE	
		£ STERLING	€ EUROS
ZZ002194	HATZ 1B20 4.2HP DIESEL ENGINE WITH RECOIL START	£1,206.37	€ 1,628.60

### HATZ 1B30 6.3HP 4.6 KW DIESEL ENGINE WITH RECOIL START

[www.flowfitonline.com](http://www.flowfitonline.com)  
TECH. DATA SHEET  
**DE01**



Hatz are world leaders in quiet, clean, air-cooled diesel engines for the following industries:

- Construction
- Power generation
- Pumpset
- Llift/ Reach Truck
- Agriculture

- Hatz 1b30 6.3 hp (4.6 kw) single cylinder diesel engine, recoil start
- Shaft drive 23mm taper or 1" inch straight.
- Comes complete with fuel tank, air filter, silencer, recoil starter
- All engines can be fitted with complete ready to go hydraulic pumps and valve systems - ask for details.

Hatz are manufacturers of environmentally friendly diesel engines from 1.5hp to 80hp (1.1kw to 60kw).

PART NO.	DESCRIPTION	NETT. PRICE	
		£ STERLING	€ EUROS
ZZ002196	HATZ 1B30 6.3HP 4.6 KW DIESEL ENGINE WITH RECOIL START	£1,381.62	€ 1,865.19

## HATZ 1B30 6.3HP DIESEL ENGINE WITH 12 VOLT START

www.flowfitonline.com  
TECH. DATA SHEET  
**DE01**



Hatz are world leaders in quiet, clean, air-cooled diesel engines for the following industries:

- Construction
- Power generation
- Pumpset
- Lift/ Reach Truck
- Agriculture

- Hatz 1b30 6.3 hp (4.6 kw) single cylinder diesel engine 12 volt electric start
- Shaft drive 23mm taper or 1" inch straight.
- Comes complete with fuel tank, air filter, silencer, recoil starter and instrument panel
- All engines can be fitted with complete ready to go hydraulic pumps and valve systems - ask for details.

Hatz are manufacturers of environmentally friendly diesel engines from 1.5hp to 80hp (1.1kw to 60kw).

PART NO.	DESCRIPTION	NETT. PRICE	
		£ STERLING	€ EUROS
ZZ002197	HATZ 1B30 6.3HP DIESEL ENGINE WITH 12 VOLT START	£1,645.89	€ 2,221.95

## HATZ 1B40 9.2HP DIESEL ENGINE WITH 12 VOLT START

www.flowfitonline.com  
TECH. DATA SHEET  
**DE01**



Hatz are world leaders in quiet, clean, air-cooled diesel engines for the following industries:

- Construction
- Power generation
- Pumpset
- Lift/ Reach Truck
- Agriculture

- Hatz 1b40 9.2 hp (6.8 kw) single cylinder diesel engine with 12 volt electric start.
- Shaft drive 23mm taper or 1" inch straight.
- Comes complete with fuel tank, air filter, silencer, recoil starter and instrument panel 12 volt.
- All engines can be fitted with complete ready to go hydraulic pumps and valve systems - ask for details.

Hatz are manufacturers of environmentally friendly diesel engines from 1.5hp to 80hp (1.1kw to 60kw).

PART NO.	DESCRIPTION	NETT. PRICE	
		£ STERLING	€ EUROS
ZZ002199	HATZ 1B40 9.2HP DIESEL ENGINE WITH 12 VOLT START	£2,082.65	€ 2,811.58

## HATZ 1B40 9.2HP DIESEL ENGINE WITH RECOIL START

www.flowfitonline.com  
TECH. DATA SHEET  
**DE01**



Hatz are world leaders in quiet, clean, air-cooled diesel engines for the following industries:

- Construction
- Power generation
- Pumpset
- Lift/ Reach Truck
- Agriculture

- Hatz 1b40 9.2 hp (6.8 kw) single cylinder diesel engine recoil start.
- Shaft drive 23mm taper or 1" inch straight.
- Comes complete with fuel tank, air filter, silencer, recoil starter.
- All engines can be fitted with complete ready to go hydraulic pumps and valve systems - ask for details.

Hatz are manufacturers of environmentally friendly diesel engines from 1.5hp to 80hp (1.1kw to 60kw).

PART NO.	DESCRIPTION	NETT. PRICE	
		£ STERLING	€ EUROS
ZZ002198	HATZ 1B40 9.2HP DIESEL ENGINE WITH RECOIL START	£1,693.19	€ 2,285.81

## HATZ 1D50Z 10.2HP DIESEL ENGINE WITH 12 VOLT START

www.flowfitonline.com  
TECH. DATA SHEET  
**DE02**



Hatz are world leaders in quiet, clean, air-cooled diesel engines for the following industries:

- Construction
- Power generation
- Pumpset
- Llift/ Reach Truck
- Agriculture

- Hatz 1d50z 10.2 hp (7.5 kw) single cylinder diesel engine with recoil start.
- Fly wheel drive
- Comes complete with fuel tank, air filter, silencer and recoil start.
- All engines can be fitted with complete ready to go hydraulic pumps and valve systems - ask for details.

Hatz are manufacturers of environmentally friendly diesel engines from 1.5hp to 80hp (1.1kw to 60kw).

PART NO.	DESCRIPTION	NETT. PRICE	
		£ STERLING	€ EUROS
ZZ002201	HATZ 1D50Z 10.2HP DIESEL ENGINE WITH 12 VOLT START	£2,720.39	€ 3,672.53

## HATZ 1D50Z 10.2HP DIESEL ENGINE WITH HANDLE START

www.flowfitonline.com  
TECH. DATA SHEET  
**DE02**



Hatz are world leaders in quiet, clean, air-cooled diesel engines for the following industries:

- Construction
- Power generation
- Pumpset
- Llift/ Reach Truck
- Agriculture

- Hatz 1d50z 10.2 hp (7.5 kw) single cylinder diesel engine with handle start.
- Fly wheel drive
- Comes complete with fuel tank, air filter, silencer and crank handle.
- All engines can be fitted with complete ready to go hydraulic pumps and valve systems - ask for details.

Hatz are manufacturers of environmentally friendly diesel engines from 1.5hp to 80hp (1.1kw to 60kw).

PART NO.	DESCRIPTION	NETT. PRICE	
		£ STERLING	€ EUROS
ZZ002200	HATZ 1D50Z 10.2HP DIESEL ENGINE WITH HANDLE START	£2,395.84	€ 3,234.38

## HATZ 1D81Z 13.7HP DIESEL ENGINE WITH 12 VOLT START

www.flowfitonline.com  
TECH. DATA SHEET  
**DE02**



Hatz are world leaders in quiet, clean, air-cooled diesel engines for the following industries:

- Construction
- Power generation
- Pumpset
- Llift/ Reach Truck
- Agriculture

- Hatz 1d81z 13.7 hp (10.1 kw) single cylinder diesel engine with recoil start.
- Fly wheel drive
- Comes complete with fuel tank, air filter, silencer and recoil starter.
- All engines can be fitted with complete ready to go hydraulic pumps and valve systems - ask for details.

Hatz are manufacturers of environmentally friendly diesel engines from 1.5hp to 80hp (1.1kw to 60kw).

PART NO.	DESCRIPTION	NETT. PRICE	
		£ STERLING	€ EUROS
ZZ002203	HATZ 1D81Z 13.7HP DIESEL ENGINE WITH 12 VOLT START	£2,772.81	€ 3,743.29

## HATZ 1D81Z 13.7HP DIESEL ENGINE WITH HANDLE START

[www.flowfitonline.com](http://www.flowfitonline.com)  
TECH. DATA SHEET  
**DE02**



Hatz are world leaders in quiet, clean, air-cooled diesel engines for the following industries:

- Construction
- Power generation
- Pumpset
- Lift/ Reach Truck
- Agriculture

- Hatz 1d81z 13.7 hp (10.1 kw) single cylinder diesel engine with handle start.
  - Fly wheel drive
  - Comes complete with fuel tank, air filter, silencer and crank handle.
  - All engines can be fitted with complete ready to go hydraulic pumps and valve systems - ask for details.
- Hatz are manufacturers of environmentally friendly diesel engines from 1.5hp to 80hp (1.1kw to 60kw).

PART NO.	DESCRIPTION	NETT. PRICE	
		£ STERLING	€ EUROS
ZZ002202	HATZ 1D81Z 13.7HP DIESEL ENGINE WITH HANDLE START	£2,694.43	€ 3,637.48

## HATZ 2G40 20HP DIESEL ENGINE WITH 12 VOLT START

[www.flowfitonline.com](http://www.flowfitonline.com)  
TECH. DATA SHEET  
**DE03**



Hatz are world leaders in quiet, clean, air-cooled diesel engines for the following industries:

- Construction
- Power generation
- Pumpset
- Lift/ Reach Truck
- Agriculture

- Hatz 2g40 20 hp (14.7 kw) multi cylinder diesel engine with recoil start.
  - 38mm taper drive
  - Comes complete with fuel feed pump, air filter, exhaust silencer, and instrument box 12 volt.
  - All engines can be fitted with complete ready to go hydraulic pumps and valve systems - ask for details.
- Hatz are manufacturers of environmentally friendly diesel engines from 1.5hp to 80hp (1.1kw to 60kw).

PART NO.	DESCRIPTION	NETT. PRICE	
		£ STERLING	€ EUROS
ZZ002204	HATZ 2G40 20HP DIESEL ENGINE WITH 12 VOLT START	£3,369.32	€ 4,548.59

## HATZ 2L41C 33.2 HP DIESEL ENGINE WITH 12 VOLT START

[www.flowfitonline.com](http://www.flowfitonline.com)  
TECH. DATA SHEET  
**DE04**



Hatz are world leaders in quiet, clean, air-cooled diesel engines for the following industries:

- Construction
- Power generation
- Pumpset
- Lift/ Reach Truck
- Agriculture

- Hatz 2l41c 33.2 hp (24.4 kw) multi cylinder diesel engine with recoil start.
  - Fly wheel drive
  - Comes complete with fuel feed pump, air filter, exhaust silencer, and instrument box 12 volt.
  - All engines can be fitted with complete ready to go hydraulic pumps and valve systems - ask for details.
- Hatz are manufacturers of environmentally friendly diesel engines from 1.5hp to 80hp (1.1kw to 60kw).

PART NO.	DESCRIPTION	NETT. PRICE	
		£ STERLING	€ EUROS
ZZ002205	HATZ 2L41C 33.2 HP DIESEL ENGINE WITH 12 VOLT START	£6,218.16	€ 8,394.52

## HATZ 3L41C 49.9 HP DIESEL ENGINE WITH 12 VOLT START

www.flowfitonline.com  
TECH. DATA SHEET  
**DE04**



Hatz are world leaders in quiet, clean, air-cooled diesel engines for the following industries:

- Construction
- Power generation
- Pumpset
- Llift/ Reach Truck
- Agriculture

- Hatz 3L41c 49.9 hp (36.7 kw) multi cylinder diesel engine.
- Fly wheel drive, recoil start
- Comes complete with fuel feed pump, air filter, exhaust silencer, and instrument box 12 volt.
- All engines can be fitted with complete ready to go hydraulic pumps and valve systems - ask for details.

Hatz are manufacturers of environmentally friendly diesel engines from 1.5hp to 80hp (1.1kw to 60kw).

PART NO.	DESCRIPTION	NETT. PRICE	
		£ STERLING	€ EUROS
ZZ002206	HATZ 3L41C 49.9 HP DIESEL ENGINE WITH 12 VOLT START	£7,315.02	€ 9,875.28

## HATZ 4L41C 66.4 HP DIESEL ENGINE WITH 12 VOLT START

www.flowfitonline.com  
TECH. DATA SHEET  
**DE04**



Hatz are world leaders in quiet, clean, air-cooled diesel engines for the following industries:

- Construction
- Power generation
- Pumpset
- Llift/ Reach Truck
- Agriculture

- Hatz 4L41c 66.4 hp (48.8 kw) multi cylinder diesel engine.
- Fly wheel drive
- Comes complete with fuel feed pump, air filter, exhaust silencer, and instrument box 12 volt.
- All engines can be fitted with complete ready to go hydraulic pumps and valve systems - ask for details.

Hatz are manufacturers of environmentally friendly diesel engines from 1.5hp to 80hp (1.1kw to 60kw).

PART NO.	DESCRIPTION	NETT. PRICE	
		£ STERLING	€ EUROS
ZZ002207	HATZ 4L41C 66.4 HP DIESEL ENGINE WITH 12 VOLT START	£8,879.07	€ 11,986.74

## PETROL ENGINE DRIVEN HYDRAULIC GEAR PUMP SETS

Petrol pump sets are perfect for installations where no electrical power is available or in conditions suitable solely for petrol.

Examples of ideal usage situations are: boatyards, offshore applications, boat applications, mobile applications, agriculture applications, industrial applications, emergency power situations, and any truck mounted for mobility plus cranes and log slitters.

Our complete range of petrol driven power packs are based on our range of loncin petrol engines from 2.6kw - 15.3kw, with pressures up to 210 bar and flows up to 63 l/min available on request.

### HONDA 5.3 HP PETROL ENGINE DRIVEN HYDRAULIC GEAR PUMP

[www.flowfitonline.com](http://www.flowfitonline.com)  
TECH. DATA SHEET  
**PE02**

Honda GX160 5.3 hp single cylinder 4-stroke air cooling petrol engine, flowfit bell housing and drive coupling, 3.2cc gear pump giving 10.5l/min@ 3045psi.

Please note at slower rpm pressure can be increased and flow can be decreased with slower engine setting.

PART NO.	FLOW L/MIN	PRESSURE PSI	PUMP CC	ENGINE HP	ENGINE MODEL	NETT. PRICE	
						£ STERLING	€ EUROS
ZZ002401	10.5	3045	3.2	5.3	GX160	£492.01	€ 664.21



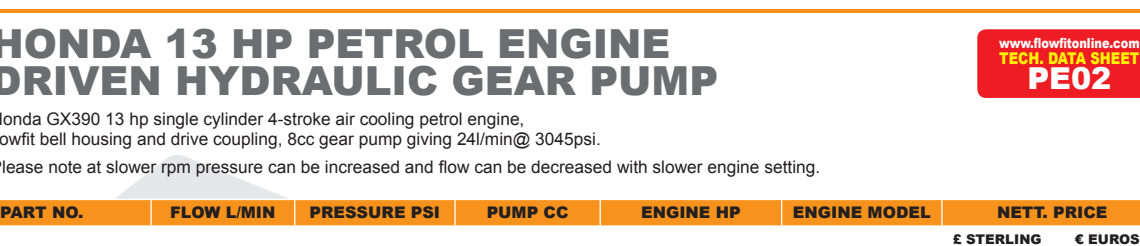
### HONDA 9 HP PETROL ENGINE DRIVEN HYDRAULIC GEAR PUMP

[www.flowfitonline.com](http://www.flowfitonline.com)  
TECH. DATA SHEET  
**PE02**

Honda GX270 9.0 hp single cylinder 4-stroke air cooling petrol engine, Flowfit bell housing and drive coupling, 6.3cc gear pump giving 19.5l/min@ 3045psi.

Please note at slower rpm pressure can be increased and flow can be decreased with slower engine setting.

PART NO.	FLOW L/MIN	PRESSURE PSI	PUMP CC	ENGINE HP	ENGINE MODEL	NETT. PRICE	
						£ STERLING	€ EUROS
ZZ002402	19.5	3045	6.3	9	GX270	£833.02	€ 1,124.58




### HONDA 13 HP PETROL ENGINE DRIVEN HYDRAULIC GEAR PUMP

[www.flowfitonline.com](http://www.flowfitonline.com)  
TECH. DATA SHEET  
**PE02**

Honda GX390 13 hp single cylinder 4-stroke air cooling petrol engine, flowfit bell housing and drive coupling, 8cc gear pump giving 24l/min@ 3045psi.

Please note at slower rpm pressure can be increased and flow can be decreased with slower engine setting.

PART NO.	FLOW L/MIN	PRESSURE PSI	PUMP CC	ENGINE HP	ENGINE MODEL	NETT. PRICE	
						£ STERLING	€ EUROS
ZZ002404	24	3045	8	13	GX390	£965.54	€ 1,303.48





## HONDA 20 HP PETROL ENGINE DRIVEN HYDRAULIC GEAR PUMP

www.flowfitonline.com  
TECH. DATA SHEET  
**PE02**

Honda GX630-F-M 20 hp twin cylinder air cooled petrol engine, flowfit bell housing and drive coupling, gear pump giving 33l/min@ 3000psi. Pump 11cc/rev.  
Please note at slower rpm pressure can be increased and flow can be decreased with slower engine setting.

- comes with recoil and electric start
- comes with fuel tank and muffler fitted

PART NO.	FLOW L/MIN	PRESSURE PSI	PUMP	ENGINE HP	ENGINE MODEL	NETT. PRICE	
						£ STERLING	€ EUROS
ZZ004679	33	3000	GEAR PUMP	20	GX630-F-M	£1,982.42	€ 2,676.27

ELECTRIC START ON ANY ENGINE	NETT. PRICE	
	£ STERLING	€ EUROS
FOR ELECTRIC START	ADD + £82.54	ADD + € 111.43

## LONCIN 5.5 HP PETROL ENGINE DRIVEN HYDRAULIC GEAR PUMP

www.flowfitonline.com  
TECH. DATA SHEET  
**PE02**

Loncin G160 5.5 hp single cylinder 4-stroke air cooling petrol engine, flowfit bell housing and drive coupling, 3.2cc gear pump giving 10.5l/min@ 3045psi.  
Please note at slower rpm pressure can be increased and flow can be decreased with slower engine setting.

PART NO.	FLOW L/MIN	PRESSURE PSI	PUMP CC	ENGINE HP	ENGINE MODEL	NETT. PRICE	
						£ STERLING	€ EUROS
ZZ000139	10.5	3045	3.2	5.5	G160	£335.81	€ 453.34




## LONCIN 9 HP PETROL ENGINE DRIVEN HYDRAULIC GEAR PUMP

www.flowfitonline.com  
TECH. DATA SHEET  
**PE02**

Loncin G270 9.0 hp single cylinder 4-stroke air cooling petrol engine, Flowfit bell housing and drive coupling, 6.3cc gear pump giving 19.5l/min@ 3045psi.  
Please note at slower rpm pressure can be increased and flow can be decreased with slower engine setting.

PART NO.	FLOW L/MIN	PRESSURE PSI	PUMP CC	ENGINE HP	ENGINE MODEL	NETT. PRICE	
						£ STERLING	€ EUROS
ZZ000142	19.5	3045	6.3	9	G270	£574.20	€ 775.17



## LONGIN 13 HP PETROL ENGINE DRIVEN HYDRAULIC GEAR PUMP

www.flowfitonline.com  
TECH. DATA SHEET  
**PE02**

Loncin G390 13 hp single cylinder 4-stroke air cooling petrol engine, flowfit bell housing and drive coupling, 8cc gear pump giving 24l/min@ 3045psi.

Please note at slower rpm pressure can be increased and flow can be decreased with slower engine setting.

PART NO.	FLOW L/MIN	PRESSURE PSI	PUMP CC	ENGINE HP	ENGINE MODEL	NETT. PRICE	
						£ STERLING	€ EUROS
ZZ000144	24	3045	8	13	G390	£598.76	€ 808.33



ELECTRIC START ON ANY ENGINE	NETT. PRICE	
	£ STERLING	€ EUROS
FOR ELECTRIC START	ADD + £82.54	ADD + € 111.43

## PETROL ENGINE DRIVEN HYDRAULIC HI-LOW GEAR PUMP SETS

Petrol pump sets are perfect for installations where no electrical power is available or in conditions suitable solely for petrol.

Examples of ideal usage situations are: boatyards, offshore applications, boat applications, mobile applications, agriculture applications, industrial applications, emergency power situations, and any truck mounted for mobility plus cranes and log slitters.

Our complete range of petrol driven power packs are based on our range of loncin petrol engines from 5.5hp - 13hp, with pressures up to 210 bar and flows up to 61 l/min available on request.

All petrol pump sets are fully assembled and issued with 12 months warranty from invoice date.

## HONDA 5.5 HP PETROL ENGINE DRIVEN HYDRAULIC GEAR PUMP HI-LOW


www.flowfitonline.com  
TECH. DATA SHEET  
**PE03**

Honda gx160ut1qx4 5.5 hp single cylinder 4-stroke air cooling petrol engine, flowfit bell housing and drive coupling, hi-low gear pump giving 36l/min@ 3000psi.

1st pump 6.3cc/rev • 2nd pump 2.1cc/rev

Please note at slower rpm pressure can be increased and flow can be decreased with slower engine setting.

PART NO.	FLOW L/MIN	PRESSURE PSI	PUMP	ENGINE HP	ENGINE MODEL	NETT. PRICE	
						£ STERLING	€ EUROS
ZZ002406	36	3000	2 STAGE	5.5	GX160UT1QX4	£530.10	€ 715.64



# LONCIN 5.5 HP PETROL ENGINE DRIVEN HYDRAULIC GEAR PUMP HI-LOW

www.flowfitonline.com  
TECH. DATA SHEET  
**PE03**

Loncin g160fq 5.5 hp single cylinder 4-stroke air cooling petrol engine, flowfit bell housing and drive coupling, hi-low gear pump giving 36l/min@ 3000psi.

1st pump 6.3cc/rev • 2nd pump 2.1cc/rev

Please note at slower rpm pressure can be increased and flow can be decreased with slower engine setting.

PART NO.	FLOW L/MIN	PRESSURE PSI	PUMP	ENGINE HP	ENGINE MODEL	NETT. PRICE	
						£ STERLING	€ EUROS
ZZ001356	36	3000	2 STAGE	5.5	G160FQ	£375.57	€ 507.02



## FLOWFIT PETROL ENGINE DRIVEN HI-LO PUMP CAPABLE OF PRODUCING 36 L/MIN OF FLOW AND 3000 PSI OF PRESSURE

These 2 stage petrol pump sets can give you much faster cycle times and higher possible pressures with a small engine. Excellent for use on log splitter applications and are 85% efficient.

The HI-LO gear pump changes internally on the high flow pump preset at 400-900 psi low pressure to low flow pump at 3000 psi for the high pressure pump.

Applications for the HI-LO pump are log splitters and presses where rapid movement of the cylinder at low pressure is required prior to automatically switching to the high pressure mode to meet load requirements.

### THE BASIC LONCIN PETROL ENGINE DRIVEN HI-LO PUMPSET CONSISTS OF:

- LONCIN 5.5 HP SINGLE CYLINDER 4-STROKE AIR COOLING PETROL ENGINE.
- FLOWFIT 8 GPM HI-LO GEAR PUMP GIVING 36 L/MIN @ 3000 PSI AT 3600 RPM.
- FLOWFIT BELL HOUSING AND DRIVE COUPLING
- PLEASE ALSO NOTE FLOW CAN BE DECREASED WITH SLOWER ENGINE SETTING PLEASE NOTE HORSEPOWER AVAILABLE WILL DROP OFF.

ALL PETROL PUMP SETS ARE FULLY ASSEMBLED AND ISSUED WITH 12 MONTHS WARRANTY FROM INVOICE DATE.

THESE PETROL PUMP SETS ARE PERFECT FOR INSTALLATIONS WHERE NO ELECTRICAL POWER IS AVAILABLE OR CONDITIONS ARE NOT SUITABLE TO USE ELECTRICITY.

### EXAMPLE OF IDEAL USAGE SITUATIONS ARE:

- LOG SPLITTER APPLICATIONS
- BOATYARDS.
- OFFSHORE APPLICATIONS
- BOAT APPLICATIONS
- MOBILE APPLICATIONS
- AGRICULTURAL APPLICATIONS
- INDUSTRIAL APPLICATIONS
- EMERGENCY POWER SITUATIONS
- TRUCK MOUNTED CRANES

OUR COMPLETE RANGE OF PETROL DRIVEN POWER PACKS ARE BASED ON A RANGE OF LONCIN PETROL ENGINES FROM 2.6KW - 15.3KW, WITH PRESSURES UP TO 210 BAR AND FLOWS UP TO 72.6 L/MIN AVAILABLE ON REQUEST.

FOR CUSTOMER SUPPORT ON THIS ITEM PLEASE CALL 01584876033

PLEASE NOTE THAT DELIVERY TIME WILL DEPEND ON THE STYLE OF PACK YOU REQUIRE.

We can ship worldwide and will quote delivery costs on request.

<b>TOTAL FLOW L/MIN @900 PSI AND 3600 RPM</b>	<b>TOTAL FLOW L/MIN @3000 PSI AND 3600 RPM</b>
36 L/MIN	12.96 L/MIN



## HONDA 9 HP PETROL ENGINE DRIVEN HYDRAULIC GEAR PUMP HI-LOW


www.flowfitonline.com  
TECH. DATA SHEET  
**PE03**

Honda GX270UT2QXQ4 9.0 hp single cylinder 4-stroke air cooling petrol engine, Flowfit bell housing and drive coupling, hi-low gear pump giving 44.6l/min@ 3000psi.

1st pump 8.8cc/rev • 2nd pump 3.6cc/rev

Please note at slower rpm pressure can be increased and flow can be decreased with slower engine setting.

PART NO.	FLOW L/MIN	PRESSURE PSI	PUMP	ENGINE HP	ENGINE MODEL	NETT. PRICE	
						£ STERLING	€ EUROS
ZZ002408	44.6	3000	2 STAGE	9	GX270UT2QXQ4	£820.40	€ 1,107.54



## LONCIN 9 HP PETROL ENGINE DRIVEN HYDRAULIC GEAR PUMP HI-LOW

www.flowfitonline.com  
TECH. DATA SHEET  
**PE03**

Loncin G270 9.0 hp single cylinder 4-stroke air cooling petrol engine, Flowfit bell housing and drive coupling, hi-low gear pump giving 44.6l/min@ 3000psi.

1st pump 8.8cc/rev • 2nd pump 3.6cc/rev

Please note at slower rpm pressure can be increased and flow can be decreased with slower engine setting.

TOTAL FLOW L/MIN @900 PSI AND 3600 RPM	TOTAL FLOW L/MIN @3000 PSI AND 3600 RPM
44.6 L/MIN	12.96 L/MIN

PART NO.	FLOW L/MIN	PRESSURE PSI	PUMP	ENGINE HP	ENGINE MODEL	NETT. PRICE	
						£ STERLING	€ EUROS
ZZ001360	44.6	3000	2 STAGE	9	G270FQ	£570.60	€ 770.31



### FLOWFIT PETROL ENGINE DRIVEN HI-LO PUMP CAPABLE OF PRODUCING 49.9 L/MIN OF FLOW AND 3000 PSI OF PRESSURE

These 2 stage petrol pump sets can give you much faster cycle times and higher possible pressures with a small engine. Excellent for use on log splitter applications and are 85% efficient.

The HI-LO gear pump changes internally on the high flow pump preset at 400-900 psi low pressure to low flow pump at 3000 psi for the high pressure pump.

Applications for the HI-LO pump are log splitters and presses where rapid movement of the cylinder at low pressure is required prior to automatically switching to the high pressure mode to meet load requirements.

#### THE BASIC LONCIN PETROL ENGINE DRIVEN HI-LO PUMPSET CONSISTS OF:

- LONCIN 9 HP SINGLE CYLINDER 4-STROKE AIR COOLING PETROL ENGINE.
- FLOWFIT 11 GPM HI-LO GEAR PUMP GIVING 49.9 L/MIN @ 3000 PSI AT 3600 RPM.
- FLOWFIT BELL HOUSING AND DRIVE COUPLING
- PLEASE ALSO NOTE FLOW CAN BE DECREASED WITH SLOWER ENGINE SETTING PLEASE NOTE HORSEPOWER AVAILABLE WILL DROP OFF.

ALL PETROL PUMP SETS ARE FULLY ASSEMBLED AND ISSUED WITH 12 MONTHS WARRANTY FROM INVOICE DATE.

THESE PETROL PUMP SETS ARE PERFECT FOR INSTALLATIONS WHERE NO ELECTRICAL POWER IS AVAILABLE OR CONDITIONS ARE NOT SUITABLE TO USE ELECTRICITY.

#### EXAMPLE OF IDEAL USAGE SITUATIONS ARE:

- LOG SPLITTER APPLICATIONS
- BOATYARDS.
- OFFSHORE APPLICATIONS
- BOAT APPLICATIONS
- MOBILE APPLICATIONS
- AGRICULTURAL APPLICATIONS
- INDUSTRIAL APPLICATIONS
- EMERGENCY POWER SITUATIONS
- TRUCK MOUNTED CRANES

OUR COMPLETE RANGE OF PETROL DRIVEN POWER PACKS ARE BASED ON A RANGE OF LONCIN PETROL ENGINES FROM 2.6KW - 15.3KW, WITH PRESSURES UP TO 210 BAR AND FLOWS UP TO 72.6 L/MIN AVAILABLE ON REQUEST.

FOR CUSTOMER SUPPORT ON THIS ITEM PLEASE CALL 01584876033 PLEASE NOTE THAT DELIVERY TIME WILL DEPEND ON THE STYLE OF PACK YOU REQUIRE.

We can ship worldwide and will quote delivery costs on request.



## HONDA 13 HP PETROL ENGINE DRIVEN HYDRAULIC GEAR PUMP HI-LOW

www.flowfitonline.com  
TECH. DATA SHEET  
**PE03**

Honda GX390UT2QXQ4 13 hp single cylinder 4-stroke air cooling petrol engine, Flowfit bell housing and drive coupling, hi-low gear pump giving 61.5l/min@ 3000psi.

1st pump 12.9cc/rev • 2nd pump 4.1cc/rev

Please note at slower rpm pressure can be increased and flow can be decreased with slower engine setting.

PART NO.	FLOW L/MIN	PRESSURE PSI	PUMP	ENGINE HP	ENGINE MODEL	NETT. PRICE	
						£ STERLING	€ EUROS
ZZ002410	61.5	3000	2 STAGE	13	GX390UT2QXQ4	£955.44	€ 1,289.84

## LONCIN 13 HP PETROL ENGINE DRIVEN HYDRAULIC GEAR PUMP HI-LOW

www.flowfitonline.com  
TECH. DATA SHEET  
**PE03**


Loncin G390 13 hp single cylinder 4-stroke air cooling petrol engine, flowfit bell housing and drive coupling, hi-low gear pump giving 61.5l/min@ 3000psi.

1st pump 12.9cc/rev • 2nd pump 4.1cc/rev

Please note at slower rpm pressure can be increased and flow can be decreased with slower engine setting.

TOTAL FLOW L/MIN @900 PSI AND 3600 RPM	TOTAL FLOW L/MIN @3000 PSI AND 3600 RPM
61.5 L/MIN	15.08 L/MIN

PART NO.	FLOW L/MIN	PRESSURE PSI	PUMP	ENGINE HP	ENGINE MODEL	NETT. PRICE	
						£ STERLING	€ EUROS
ZZ001355	61.5	3000	2 STAGE	13	G390FQ	£645.96	€ 872.05



### FLOWFIT PETROL ENGINE DRIVEN HI-LO PUMP CAPABLE OF PRODUCING 72.6 L/MIN OF FLOW AND 3000 PSI OF PRESSURE

These 2 stage petrol pump sets can give you much faster cycle times and higher possible pressures with a small engine. Excellent for use on log splitter applications and are 85% efficient.

The HI-LO gear pump changes internally on the high flow pump preset at 400-900 psi low pressure to low flow pump at 3000 psi for the high pressure pump.

Applications for the HI-LO pump are log splitters and presses where rapid movement of the cylinder at low pressure is required prior to automatically switching to the high pressure mode to meet load requirements.

#### THE BASIC FLOWFIT PETROL ENGINE DRIVEN HI-LO PUMPSET CONSISTS OF:

- LONCIN 13HP SINGLE CYLINDER 4-STROKE AIR COOLING PETROL ENGINE.
- FLOWFIT 16 GPM HI-LO GEAR PUMP GIVING 72.6 L/MIN @ 3000 PSI AT 3600 RPM.
- FLOWFIT BELL HOUSING AND DRIVE COUPLING
- PLEASE ALSO NOTE FLOW CAN BE DECREASED WITH SLOWER ENGINE SETTING PLEASE NOTE HORSEPOWER AVAILABLE WILL DROP OFF.

ALL PETROL PUMP SETS ARE FULLY ASSEMBLED AND ISSUED WITH 12 MONTHS WARRANTY FROM INVOICE DATE.

THESE PETROL PUMP SETS ARE PERFECT FOR INSTALLATIONS WHERE NO ELECTRICAL POWER IS AVAILABLE OR CONDITIONS ARE NOT SUITABLE TO USE ELECTRICITY.

#### EXAMPLE OF IDEAL USAGE SITUATIONS ARE:

- LOG SPLITTER APPLICATIONS
- BOATYARDS.
- OFFSHORE APPLICATIONS
- BOAT APPLICATIONS
- MOBILE APPLICATIONS
- AGRICULTURAL APPLICATIONS
- INDUSTRIAL APPLICATIONS
- EMERGENCY POWER SITUATIONS
- TRUCK MOUNTED CRANES

OUR COMPLETE RANGE OF PETROL DRIVEN POWER PACKS ARE BASED ON A RANGE OF LONCIN PETROL ENGINES FROM 2.6KW - 15.3KW, WITH PRESSURES UP TO 210 BAR AND FLOWS UP TO 72.6 L/MIN AVAILABLE ON REQUEST.

FOR CUSTOMER SUPPORT ON THIS ITEM PLEASE CALL 01584876033 PLEASE NOTE THAT DELIVERY TIME WILL DEPEND ON THE STYLE OF PACK YOU REQUIRE.

We can ship worldwide and will quote delivery costs on request.

## HONDA 20 HP PETROL ENGINE DRIVEN HYDRAULIC GEAR PUMP HI-LOW

www.flowfitonline.com  
TECH. DATA SHEET  
**PE03**

Honda GX630-F-M 20 hp twin cylinder air cooled petrol engine, flowfit bell housing and drive coupling, hi-low gear pump giving 89.1l/min@ 3000psi. 1st pump 19cc/rev. 2nd pump 4.2cc/rev.

Please note at slower rpm pressure can be increased and flow can be decreased with slower engine setting.

• comes with recoil and electric start • comes with fuel tank and muffler fitted

PART NO.	FLOW L/MIN	PRESSURE PSI	PUMP	ENGINE HP	ENGINE MODEL	NETT. PRICE	
						£ STERLING	€ EUROS
ZZ004413	89.1	3000	2 STAGE	20	GX630-F-M	£2,144.04	€ 2,894.45

# FLOWFIT®

## NEW WEBSITE LAUNCH



### KEY FEATURES:

-  Multi-Currency
-  Multi-Language
-  New Blog Page
-  Technical Data Sheets which Interact with Catalogue
-  Enhanced Search

 **1 Page Checkout!**

Visit today at

[www.flowfitonline.com](http://www.flowfitonline.com)

Telephone: +44 (0)1584 876 033  
Fax: +44 (0)1584 876 044  
Email: [sales@flowfitonline.com](mailto:sales@flowfitonline.com)

  
**FULLY  
RESPONSIVE  
DESIGN**





**HYDRAULIC MOTORS**

# FLOWFIT HYDRAULIC MOTORS

PRODUCT	PAGE
HYDRAULIC MOTOR SERIES FFPM	192
HYDRAULIC MOTOR SERIES FFPM	193
HYDRAULIC MOTOR SERIES FFPRM	195
HYDRAULIC MOTOR SERIES FFPMH	197
HYDRAULIC MOTOR SERIES FFPM	198
HYDRAULIC MOTOR SERIES FFPSY	201
HYDRAULIC MOTOR SERIES FFPM	202
HYDRAULIC MOTOR SERIES FFPM	204



**FROM ONLY**  
**£69.33**  
+VAT



**FROM ONLY**  
**£83.15**  
+VAT



**FROM ONLY**  
**£159.86**  
+VAT



**QUALITY PRODUCTS**

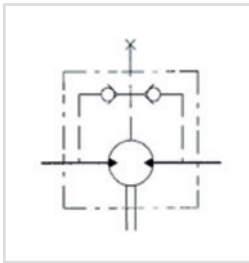


**FREE ADVICE**

*If the part number needed is not listed please ask the Flowfit Sales Team*

# HYDRAULIC MOTOR SERIES FFPMM

www.flowfitonline.com  
TECH. DATA SHEET  
**FHM01**



The FFPMM hydraulic series motor provides high output torque from a very small package. All FFPMM hydraulic motors have built in check valves ensuring pressure on the shaft seal does not exceed the return line pressure. FFPMM hydraulic motors can replace Sauer Danfoss OMM motors.

The anti-rust coating colour is phosphatizing coat. Phosphate coating is used for increased corrosion protection, and improved friction properties. This is applied to threaded parts and top coated with oil to add anti-galling and rust inhibiting characteristics. Its Colour is, dark grey / black.

- Spool valve type with gerotor
- With or without flange
- Optimized for small spaces
- Internal check valve
- Side and rear ports
- Usage without drain line possible

TYPE	FFPMM					
	8	12.5	20	32	40	50
Displacement [cm <sup>3</sup> /REV]	8.2	12.9	19.9	31.6	39.8	50.3
Max. Speed [RPM]	Cont.	1950	1550	1000	630	400
	Int.(1)	2450	1940	1250	800	630
Max. Torque [daNm]	Cont.	11	16	25	40	45
	Int.(1)	15	23	35	57	70
	Peak (2)	21	33	51	64	82
Max. Output Power [kW]	Cont.	1.8	2.4	2.4	2.4	2.2
	Int.(1)	2.6	3.2	3.2	3.2	3.2
Max. Pressure Drop [bar]	Cont	100	100	100	100	90
	Int.(1)	140	140	140	140	140
	Peak (2)	200	200	200	160	160
Max.Oil flow [l/min]	Cont	16	20	20	20	20
	Int.(1)	20	25	25	25	25
Max. Input Pressure [bar]	Cont.	175	175	175	175	175
	Int.(1)	225	225	225	225	225
Weight [kg]	1.9	2	2.1	2.2	2.3	2.4

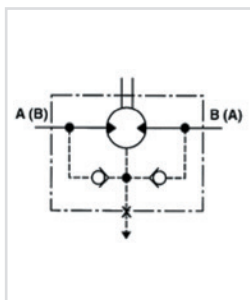
PART NUMBER	DESCRIPTION	NETT. PRICE	
		£ STERLING	€ EUROS
FFPMM12.5C	Hydraulic motor FFPMM12.5C, 12,9 ccm/REV, shaft 16mm, G 3/8 inch, rear ports	£63.72	€ 86.03
FFPMM20C	Hydraulic motor FFPMM20C, 19,9 ccm/REV, shaft 16mm, G3/8 inch, rear ports	£63.72	€ 86.03
FFPMM32C	Hydraulic motor FFPMM32C, 31,6 ccm/REV, shaft 16mm, G3/8 inch, rear ports	£65.16	€ 87.97
FFPMM32SH	Hydraulic motor FFPMM32SH, 31,6 ccm/REV, splined shaft 16,5mm 14 T., G3/8 inch, rear ports	£66.58	€ 89.88
FFPMM40C	Hydraulic motor FFPMM40C, 39,8 ccm/REV, shaft 16mm, G 3/8 inch, rear ports	£66.58	€ 89.88
FFPMM40SH	Hydraulic motor FFPMM40SH, 39,8 ccm/REV, splined shaft 16,5mm 14 T., G3/8 inch, rear ports	£68.00	€ 91.80
FFPMM50C	Hydraulic motor FFPMM50C, 50,3 ccm/REV, shaft 16mm, G 3/8 inch, rear ports	£68.00	€ 91.80
FFPMM8C	Hydraulic motor FFPMM8C, 8,2 ccm/REV, shaft 16mm, G 3/8 inch, rear ports	£64.03	€ 86.44
FFPMMFS12.5C	Hydraulic motor FFPMMFS12.5C, 12,9 ccm/REV, shaft 16mm, G 3/8 inch, oval mount, side ports	£73.67	€ 99.45
FFPMMFS20C	Hydraulic motor FFPMMFS20C, 19,9 ccm/REV, shaft 16mm, G 3/8 inch, oval mount, side ports	£73.67	€ 99.45
FFPMMFS32C	Hydraulic motor FFPMMFS32C, 31,6 ccm/REV, shaft 16mm, G 3/8 inch, oval mount, side ports	£75.23	€ 101.56
FFPMMFS8C	Hydraulic motor FFPMMFS8C, 8,2 ccm/REV, shaft 16mm, G 3/8 inch, oval mount, side ports	£75.23	€ 101.56
FFPMMS12.5C	Hydraulic motor FFPMMS12.5C, 12,9 ccm/REV, shaft 16mm, G 3/8 inch, side ports	£71.35	€ 96.32
FFPMMS20C	Hydraulic motor FFPMMS20C, 19,9 ccm/REV, shaft 16mm, G 3/8 inch, side ports	£71.35	€ 96.32
FFPMMS32C	Hydraulic motor FFPMMS32C, 31,6 ccm/REV, shaft 16mm, G 3/8 inch, side ports	£72.92	€ 98.45
FFPMMS40C	Hydraulic motor FFPMMS40C, 39,8 ccm/REV, shaft 16mm, G 3/8 inch, side ports	£74.48	€ 100.54
FFPMMS50C	Hydraulic motor FFPMMS50C, 50,3 ccm/REV, shaft 16mm, G 3/8 inch, side ports	£76.02	€ 102.63
FFPMMS8C	Hydraulic motor FFPMMS8C, 8,2 ccm/REV, shaft 16mm, G 3/8 inch, side ports	£71.35	€ 96.32

(1) Intermittent operation rating applies to 6 sec. of every minute

(2) Peak load rating applies to 0,6 sec of every minute

# HYDRAULIC MOTOR SERIES FFPM

www.flowfitonline.com  
TECH. DATA SHEET  
**FHM02**



The FFPM series hydraulic motor comes in a small envelope size and provides an economical solution when high torque is required. Industry standard housings and shafts enables the FFPM hydraulic motor to interchange with most makes of motor. Flowfit fully interchanges with the Sauer Danfoss OMP range of hydraulic motors and other well known brands. High pressure shaft seal offers superior seal life and performance. See the range below.

The anti-rust coating colour is phosphatizing coat. Phosphate coating is used for increased corrosion protection, and improved friction properties. This is applied to threaded parts and top coated with oil to add anti-galling and rust inhibiting characteristics. Its Colour is, dark grey / black.

- Spool valve type.
- Compact design
- Optimized for small spaces
- Internal check valve
- Usage without drain line possible
- High pressure seal is standard

TYPE	FFPM	FFPM	FFPM	FFPM	FFPM	FFPM(1)	FFPM(2)	FFPM(1)	FFPM(2)	FFPM(1)	FFPM(2)	FFPM(1)	FFPM(2)	
	50	80	100	125	160	200	200	250	250	315	315	400	400	
Displacement [cm <sup>3</sup> /REV]	51.7	77.7	96.2	117.2	155.5	189.9	189.9	231	231	311.7	311.7	386.2	386.2	
Max. Speed [RPM]	Cont	1180	760	600	485	380	302	302	240	240	190	190	150	150
	Int.(3)	1380	940	750	600	475	380	380	302	302	235	235	190	190
Max. Torque [daNm]	Cont.	9.3	14.9	19	23.4	31	36.4	35.9	45.2	35.1	46.3	34.2	48.2	34.8
	Int.(3)	12	19	23	29	37	45.2	43.5	58.9	46.8	54.3	49.2	55.5	45.4
	Peak (4)	14	21.9	26.5	36.2	42.6	54.5	54.5	64.2	58.5	70.5	68.4	78.7	68.8.
Max. Output Power [kW]	Cont.	10.2	10.1	10.3	10	10	10	9.6	9.4	7.4	7.5	5.6	6.3	4.6
	Int.(3)	12.3	12.3	12.5	12	12	12	12	12	12	9	9	7.8	7.8
Max. Pressure Drop [bar]	Cont	140	140	140	140	140	140	135	135	105	115	80	90	65
	Int.(3)	175	175	175	175	175	175	160	175	140	135	115	110	90
	Peak (4)	210	210	210	210	210	210	210	200	175	175	160	160	140
Max. Oil flow [l/min]	Cont	50	60	60	60	60	60	60	60	60	60	60	60	60
	Int.(3)	60	75	75	75	75	75	75	75	75	75	75	75	75
Max. Input Pressure [bar]	Cont.	160	160	160	160	160	160	160	160	160	160	160	160	160
	Int.(3)	175	175	175	175	175	175	175	175	175	175	175	175	175
	Peak (4)	210	210	210	210	210	210	210	210	210	210	210	210	210
Weight [kg]	5.6	5.7	5.9	6.0	6.2	6.4	6.4	6.6	6.6	6.9	6.9	7.4	7.4	

(1) FFPM Motor with CB, SH, K and SB shafts

(2) FFPM Motor with C, CO and S shafts

(3) Intermittend operation rating applies to 6 sec. of every minute

(4) Peak load rating applies to 0,6 sec of every minute

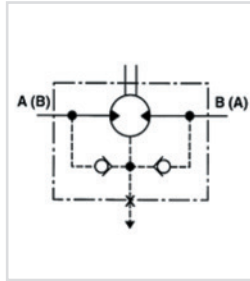
PART NUMBER	DESCRIPTION	NETT. PRICE	
		£ STERLING	€ EUROS
FFPM100CB	Hydraulic motor FFPM100CB, 98,6 ccm/REV, shaft 32mm, 2-hole SAE A, G 1/2 inch, HPS	£75.98	€ 102.57
FFPM100CD	Hydraulic motor FFPM100CD, 98,6 ccm/REV, shaft 25mm, 2-hole SAE A, G 1/2 inch, HPS	£72.32	€ 97.64
FFPM100COD	Hydraulic motor FFPM100COD, 98,6 ccm/REV, shaft 25,4mm, 2-hole SAE A, G 1/2 inch, HPS	£79.21	€ 106.94
FFPM100SHD	Hydraulic motor FFPM100SHD, 98,6 ccm/REV, splined shaft SAE 6B, 2-hole SAE A, G 1/2 inch, HPS	£79.21	€ 106.94
FFPM125CB	Hydraulic motor FFPM125CB, 123,5 ccm/REV, shaft 32mm, 2-hole SAE A, G 1/2 inch	£77.65	€ 104.82
FFPM125CD	Hydraulic motor FFPM125CD, 123,5 ccm/REV, shaft 25mm, 2-hole SAE A, G 1/2 inch, HPS	£73.84	€ 99.68
FFPM125COD	Hydraulic motor FFPM125CD, 123,5 ccm/REV, shaft 25,4mm, 2-hole SAE A, G 1/2 inch, HPS	£80.87	€ 109.18
FFPM125SHD	Hydraulic motor FFPM125SHD, 123,5 ccm/REV, splined shaft SAE 6B, 2-hole SAE A, G 1/2 inch	£80.87	€ 109.18
FFPM160CB	Hydraulic motor FFPM160CB, 158,6 ccm/REV, shaft 32mm, 2-hole SAE A, G 1/2 inch, HPS	£80.24	€ 108.33
FFPM160CD	Hydraulic motor FFPM160CD, 158,6 ccm/REV, shaft 25mm, 2-hole SAE A, G 1/2 inch, HPS	£76.21	€ 102.88
FFPM160COD	Hydraulic motor FFPM160CD, 158,6 ccm/REV, shaft 25,4mm, 2-hole SAE A, G 1/2 inch, HPS	£83.46	€ 112.68
FFPM160SHD	Hydraulic motor FFPM160SHD, 158,6 ccm/REV, splined SAE 6B, 2-hole SAE A, G 1/2 inch, G1/2"	£83.46	€ 112.68
FFPM200CB	Hydraulic motor FFPM200CB, 197,9 ccm/REV, shaft 32mm, 2-hole SAE A, G 1/2 inch, HPS	£82.68	€ 111.61

Continued on next page

PART NUMBER	DESCRIPTION	NETT. PRICE	
		£ STERLING	€ EUROS
FFPM200CD	Hydraulic motor FFPM200CD, 197,9 ccm/REV, shaft 25mm, 2-hole SAE A, G 1/2 inch, HPS	£78.89	€ 106.50
FFPM200COD	Hydraulic motor FFPM200COD, 197,9 ccm/REV, shaft 25,4mm, 2-hole SAE A, G 1/2 inch, HPS	£86.39	€ 116.63
FFPM200SHD	Hydraulic motor FFPM200SHD, 197,9 ccm/REV, splined shaft SAE 6B, 2-hole SAE A, G 1/2 inch, HPS	£86.39	€ 116.63
FFPM250CB	Hydraulic motor FFPM250CB, 247,5 ccm/REV, shaft 32mm, 2-hole SAE A, G 1/2 inch, G 1/2"	£85.26	€ 115.10
FFPM250CD	Hydraulic motor FFPM250CD, 247,5 ccm/REV, shaft 25mm, 2-hole SAE A, G 1/2 inch, HPS	£80.80	€ 109.08
FFPM250COD	Hydraulic motor FFPM250COD, 247,5 ccm/REV, shaft 25,4mm, 2-hole SAE A, G 1/2 inch, HPS	£88.49	€ 119.47
FFPM250SHD	Hydraulic motor FFPM250SHD, 247,5 ccm/REV, splined shaft SAE 6B, 2-hole SAE A, G 1/2 inch	£88.49	€ 119.47
FFPM315CB	Hydraulic motor FFPM315CB, 316,5 ccm/REV, shaft 32mm, 2-hole SAE A, G 1/2 inch, HPS	£87.08	€ 117.55
FFPM315CD	Hydraulic motor FFPM315CD, 316,5 ccm/REV, shaft 25mm, 2-hole SAE A, G 1/2 inch, HPS	£82.45	€ 111.30
FFPM315COD	Hydraulic motor FFPM315COD, 316,5 ccm/REV, shaft 25,4mm, 2-hole SAE A, G 1/2 inch, HPS	£90.30	€ 121.91
FFPM315SHD	Hydraulic motor FFPM315SHD, 316,5 ccm/REV, splined shaft SAE 6B, 2-hole SAE A, G 1/2 inch, HPS	£90.30	€ 121.91
FFPM400CB	Hydraulic motor FFPM400CB, 396,5ccm/REV, shaft 32mm, 2-hole SAE A, G 1/2 inch, HPS	£89.76	€ 121.18
FFPM400CD	Hydraulic motor FFPM400CD, 396,5 ccm/REV, shaft 25mm, 2-hole SAE A, G 1/2 inch, HPS	£84.90	€ 114.62
FFPM400COD	Hydraulic motor FFPM400COD, 396,5 ccm/REV, shaft 25,4mm, 2-hole SAE A, G 1/2 inch, HPS	£92.99	€ 125.53
FFPM400SHD	Hydraulic motor FFPM400SHD, 396,5 ccm/REV, splined shaft SAE 6B, 2-hole SAE A, G 1/2 inch, HPS	£92.99	€ 125.53
FFPM50CB	Hydraulic motor FFPM50CB, 51,2 ccm/REV, shaft 32mm, 2-hole SAE A, G 1/2 inch	£72.60	€ 98.01
FFPM50CD	Hydraulic motor FFPM50CD, 51,2 ccm/REV, shaft 25mm, 2-hole SAE A, G 1/2 inch, HPS	£69.23	€ 93.46
FFPM50COD	Hydraulic motor FFPM50COD, 51,2 ccm/REV, shaft 25,4mm, 2-hole SAE A, G 1/2 inch, HPS	£75.82	€ 102.36
FFPM50SHD	Hydraulic motor FFPM50SHD, 51,2 ccm/REV, splined shaft SAE 6B, 2-hole SAE A, G 1/2 inch, HPS	£75.82	€ 102.36
FFPM80CB	Hydraulic motor FFPM80CB, 78,8 ccm/REV, shaft 32mm, 2-hole SAE A, G 1/2 inch	£74.25	€ 100.23
FFPM80CD	Hydraulic motor FFPM80CD, 78,8 ccm/REV, shaft 25mm, 2-hole SAE A, G 1/2 inch, HPS	£70.75	€ 95.51
FFPM80COD	Hydraulic motor FFPM80CD, 78,8 ccm/REV, shaft 25,4mm, 2-hole SAE A, G 1/2 inch, HPS	£77.49	€ 104.61
FFPM80SHD	Hydraulic motor FFPM80SHD, 78,8 ccm/REV, splined shaft SAE 6B, 2-hole SAE A, G 1/2 inch, HPS	£77.49	€ 104.61
FFPMF100CB	Hydraulic motor FFPMF100CB, 396,5ccm/REV, shaft 32mm, 4-hole SAE A, G 1/2 inch, HPS	£84.68	€ 114.32
FFPMF100CD	Hydraulic motor FFPMF100CD, 98,6 ccm/REV, shaft 25mm, 4-hole SAE A, G 1/2 inch, HPS	£88.20	€ 119.07
FFPMF125CB	Hydraulic motor FFPMF125CB, 123,5 ccm/REV, shaft 32mm, 4-hole SAE, G 1/2 inch	£86.48	€ 116.75
FFPMF160CB	Hydraulic motor FFPMF160CB, 158,6 ccm/REV, shaft 32mm, 4-hole SAE A, G 1/2 inch, HPS	£89.30	€ 120.56
FFPMF200CB	Hydraulic motor FFPMF200CB, 197,9 ccm/REV, shaft 32mm, 4-hole SAE A, G 1/2 inch, HPS	£91.97	€ 124.16
FFPMF250CB	Hydraulic motor FFPMF250CB, 247,5 ccm/REV, shaft 32mm, 4-hole SAE A, G 1/2 inch, HPS	£94.77	€ 127.94
FFPMF315CB	Hydraulic motor FFPMF315CB, 316,8ccm/REV, shaft 32mm, 4-hole SAE A, G 1/2 inch, HPS	£96.74	€ 130.59
FFPMF400CB	Hydraulic motor FFPMF400CB, 396,5ccm/REV, shaft 32mm, 4-hole SAE A, G 1/2 inch, HPS	£99.66	€ 134.53
FFPMF50CB	Hydraulic motor FFPMF50CB, 51,2ccm/REV, shaft 32mm, 4-hole SAE A, G 1/2 inch, HPS	£81.00	€ 109.35
FFPMF80CB	Hydraulic motor FFPMF80CB, 78,8ccm/REV, shaft 32mm, 4-hole SAE A, G 1/2 inch, HPS	£82.80	€ 111.78
FFPMN100CD	Hydraulic motor FFPMN100CD, 98,6 ccm/REV, shaft 25mm, 2-hole SAE A, G 1/2 inch, HPS needle bearing	£85.65	€ 115.63
FFPMN125CD	Hydraulic motor FFPMN125CD, 123,5 ccm/REV, shaft 25mm, 2-hole SAE A, G 1/2 inch, HPS, needle bearing	£87.32	€ 117.88
FFPMN160CD	Hydraulic motor FFPMN160CD, 158,6 ccm/REV, shaft 25mm, 2-hole SAE A, G 1/2 inch, HPS, needle bearing	£89.91	€ 121.38
FFPMN160COD	Hydraulic motor FFPMN160CD, 158,6 ccm/REV, shaft 25,4mm, 2-hole SAE A, G 1/2 inch, HPS, needle bearing	£89.90	€ 121.37
FFPMN200CD	Hydraulic motor FFPMN200CD, 197,9 ccm/REV, shaft 25mm, 2-hole SAE A, G 1/2 inch, HPS, needle bearing	£92.36	€ 124.68
FFPMN250CD	Hydraulic motor FFPMN250CD, 247,5 ccm/REV, shaft 25mm, 2-hole SAE A, G 1/2 inch, HPS, needle bearing	£94.94	€ 128.17
FFPMN315CD	Hydraulic motor FFPMN315CD, 316,5 ccm/REV, shaft 25mm, 2-hole SAE A, G 1/2 inch, HPS, needle bearing	£100.19	€ 135.26
FFPMN400CD	Hydraulic motor FFPMN400CD, 396,5 ccm/REV, shaft 25mm, 2-hole SAE A, G 1/2 inch, HPS needle bearing	£99.44	€ 134.24
FFPMN50CD	Hydraulic motor FFPMN50CD, 51,2 ccm/REV, shaft 25mm, 2-hole SAE A, G 1/2 inch, HPS, needle bearing	£82.27	€ 111.06
FFPMN80CD	Hydraulic motor FFPMN80CD, 78,8 ccm/REV, shaft 25mm, 2-hole SAE A, G 1/2 inch, HPS, needle bearing	£83.94	€ 113.31
FFPMP200CD	Hydraulic motor FFPMP200CD, 197,9 ccm/REV, shaft 25mm, 2-hole SAE A, G 1/2 inch, protection cap, HPS	£101.79	€ 137.41
FFPMP250CD	Hydraulic motor FFPMP250CD, 247,5 ccm/REV, shaft 25mm, 2-hole SAE A, G 1/2 inch, protection cap, HPS	£104.59	€ 141.20
FFPMQ100HD	Hydraulic motor FFPMQ100HD, 98,6 ccm/REV, shaft 25,4mm cross hole, 4-hole flange, HPS	£88.89	€ 120.01
FFPMQ125CD	Hydraulic motor FFPMQ125CD, 123,5 ccm/REV, shaft 25mm, 4-hole Square Flange, G 1/2 inch, HPS	£90.70	€ 122.44
FFPMQ125HD	Hydraulic motor FFPMQ125HAD, 123,5 ccm/REV, shaft 25,4mm cross hole, 4-hole flange, HPS	£90.70	€ 122.44
FFPMQ160CD	Hydraulic motor FFPMQ160CD, 158,6 ccm/REV, shaft 25mm, 4-hole Square Flange, G 1/2 inch, HPS	£93.51	€ 126.24
FFPMQ50CD	Hydraulic motor FFPMQ50CD, 51,2 ccm/REV, shaft 25mm, 4-hole square flange, G 1/2 inch, HPS	£85.21	€ 115.03
FFPMQ80CD	Hydraulic motor FFPMQ80CD, 78,8 ccm/REV, shaft 25mm, 4-hole flange, HPS,	£87.03	€ 117.50
FFPMQ80COD	Hydraulic motor FFPMQ80COD, 78,8 ccm/REV, shaft 25,4mm, 4-hole flange, HPS,	£87.03	€ 117.50
FFPMW160CD	Hydraulic motor FFPMW160CD, 158,6 ccm/REV, shaft 25mm, Wheelflange, HPS, G 1/2"	£100.80	€ 136.08
FFPMW200CD	Hydraulic motor FFPMW200CD, 197,9 ccm/REV, shaft 25mm, Wheelflange, HPS, G 1/2"	£103.47	€ 139.68
FFPMW250CD	Hydraulic motor FFPMW250CD, 247,5 ccm/REV, shaft 25mm, Wheelflange, HPS, G 1/2"	£106.29	€ 143.49
FFPMW315CD	Hydraulic motor FFPMW315CD, 316,5 ccm/REV, shaft 25mm, Wheelflange, HPS, G 1/2"	£108.24	€ 146.13
FFPMW400CD	Hydraulic motor FFPMW400CD, 396,5 ccm/REV, shaft 25mm, Wheelflange, HPS, G 1/2"	£111.17	€ 150.08
FFPMW80CD	Hydraulic motor FFPMW80CD, 78,8 ccm/REV, shaft 25mm, Wheelflange, HPS, G 1/2"	£94.32	€ 127.33

# HYDRAULIC MOTOR SERIES FFPRM

www.flowfitonline.com  
TECH. DATA SHEET  
**FHM03**



The FFPRM series hydraulic motor provides high performance with high efficiency due to low rolling friction drive elements. Industry standard housings and shafts enables the FFPRM hydraulic motor to interchange with most makes of motor. Flowfit fully interchanges with the Sauer Danfoss OMR range. High pressure shaft seal offers superior seal life and performance.

The anti-rust coating colour is phosphating coat. Phosphate coating is used for increased corrosion protection, and improved friction properties. This is applied to threaded parts and top coated with oil to add anti-galling and rust inhibiting characteristics. Its Colour is, dark grey / black.

- Spool valve type with geroler
- Low starting torque and high efficiency
- Optimized for small spaces
- Internal check valve
- Usage without drain line possible
- High pressure seal is standard

TYPE		FFPRM	FFPRM	FFPRM	FFPRM	FFPRM	FFPRM(1)	FFPRM(2)	FFPRM(1)	FFPRM(2)	FFPRM(1)	FFPRM(2)	FFPRM(1)	FFPRM(2)
		50	80	100	125	160	200	200	250	250	315	315	400	400
Displacement [cm <sup>3</sup> /REV]		51.3	80.6	100.8	124.9	157.2	199.2	199.2	252	252	314.5	314.5	396.5	396.5
Max. Speed [RPM]	Cont.	755	750	600	475	375	300	300	240	240	190	190	150	150
	Int.(3)	970	940	750	600	470	375	375	300	300	240	240	190	190
Max. Torque [daNm]	Cont.	10	19.6	24.2	27.1	38.9	45	38.5	53.8	38.8	53.1	38.5	58.5	35.5
	Int.(3)	12.6	22.1	28.1	33.9	42.8	50	46	60.8	57.9	63	57	68.7	59.8
	Peak (4)	16.8	27	32.1	36.8	45.8	56	56	70.6	65.5	83	83	86.8	71.3
"Max. Output Power [kW]"	Cont.	6.9	12.6	12	12.4	11.4	11	9	10.5	6.4	9	6	7.7	4.7
	Int.(3)	8.3	15	15	14.5	12.6	13	11.5	12	10.5	11	9.6	10.6	8.7
Max. Pressure Drop [bar]	Cont.	140	160	160	160	160	160	135	150	105	135	85	110	65
	Int.(3)	175	180	180	180	180	180	175	175	160	150	130	140	75
	Peak (4)	210	210	210	210	210	210	210	210	200	175	175	175	175
Max. Oil flow [l/min]	Cont.	40	60	60	60	60	60	60	60	60	60	60	60	60
	Int.(3)	50	75	75	75	75	75	75	75	75	75	75	75	75
Max. Input Pressure [bar]	Cont.	175	175	175	175	175	175	175	175	175	175	175	175	175
	Int.(3)	200	200	200	200	200	200	200	200	200	200	200	200	200
	Peak (4)	225	225	225	225	225	225	225	225	225	225	225	225	225
Weight [kg]		6.7	6.9	6.9	7.2	7.5	8.1	8.1	8.5	9.5	9.1	9.1	9.5	9.5

(1) FFPRM Motor with CB, SH, K and SB shafts  
(2) FFPRM Motor with C, CO and S shafts

(3) Intermittend operation rating applies to 6 sec. of every minute  
(4) Peak load rating applies to 0,6 sec of every minute

PART NUMBER	DESCRIPTION	NETT. PRICE	
		£ STERLING	€ EUROS
FFPRM100CB	Hydraulic motor FFPRM100CB, 100,8 ccm/REV, shaft 32mm, 2-hole SAE A, HPS, G 1/2 inch	£96.06	€ 129.69
FFPRM100CD	Hydraulic motor FFPRM100CD, 100,8 ccm/REV, shaft 25mm, 2-hole SAE A, HPS, G 1/2 inch	£90.75	€ 122.51
FFPRM100COD	Hydraulic motor FFPRM100COD, 99,0 ccm/REV, shaft 25,4mm, 2-hole SAE A, HPS	£99.39	€ 134.18
FFPRM100SHD	Hydraulic motor FFPRM100SHD, 100,8 ccm/REV, splined shaft SAE6B, 2-hole SAE A, HPS, G 1/2 inch	£99.39	€ 134.18
FFPRM125CB	Hydraulic motor FFPRM125CB, 125,1 ccm/REV, shaft 32mm, 2-hole SAE A, HPS, G 1/2 inch	£97.90	€ 132.17
FFPRM125CD	Hydraulic motor FFPRM125CD, 125,1 ccm/REV, shaft 25mm, 2-hole SAE A, HPS, G 1/2 inch	£92.35	€ 124.67
FFPRM125COD	Hydraulic motor FFPRM125COD, 125,1 ccm/REV, shaft 25,4mm, 2-hole SAE A, HPS, G 1/2 inch	£101.14	€ 136.53
FFPRM125SHD	Hydraulic motor FFPRM125SHD, 125,1 ccm/REV, splined shaft SAE6B, 2-hole SAE A, HPS, G 1/2 inch	£101.14	€ 136.53
FFPRM160CB	Hydraulic motor FFPRM160CB, 159,4 ccm/REV, shaft 32mm, 2-hole SAE A, HPS, G 1/2 inch	£100.64	€ 135.87

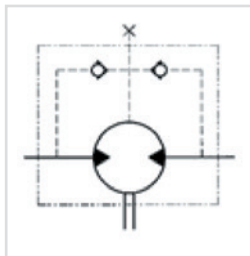
Continued on next page

PART NUMBER	DESCRIPTION	NETT. PRICE	
		£ STERLING	€ EUROS
FFPRM160CD	Hydraulic motor FFPRM160CD, 159,4 ccm/REV, shaft 25mm, 2-hole SAE A, HPS, G 1/2 inch	£94.84	€ 128.03
FFPRM160COD	Hydraulic motor FFPRM160COD, 159,4 ccm/REV, shaft 25,4mm, 2-hole SAE A, HPS, G 1/2 inch	£103.87	€ 140.22
FFPRM160SHD	Hydraulic motor FFPRM160SHD, 159,4 ccm/REV, splined shaft SAE 6B, 2-hole SAE A, HPS, G 1/2 inch	£103.87	€ 140.22
FFPRM200C/C	Hydraulic motor FFPRM200C/C, 199,6 ccm/REV, double shafts 25mm, 2-hole SAE A, G 1/2 inch	£147.45	€ 199.06
FFPRM200CB	Hydraulic motor FFPRM200CB, 199,6 ccm/REV, shaft 32mm, 2-hole SAE A, HPS, G 1/2 inch	£104.33	€ 140.84
FFPRM200CD	Hydraulic motor FFPRM200CD, 199,6 ccm/REV, shaft 25mm, 2-hole SAE A, HPS	£98.20	€ 132.56
FFPRM200COD	Hydraulic motor FFPRM200COD, 199,6 ccm/REV, shaft 25,4mm, 2-hole SAE A, HPS	£107.55	€ 145.19
FFPRM200SHD	Hydraulic motor FFPRM200SHD, 197,9 ccm/REV, splined shaft SAE 6B, 2-hole SAE A, HPS, G 1/2 inch	£107.55	€ 145.19
FFPRM250CB	Hydraulic motor FFPRM250CB, 249,8 ccm/REV, shaft 32mm, 2-hole SAE A, G 1/2 inch	£105.93	€ 143.01
FFPRM250CD	Hydraulic motor FFPRM250CD, 249,8 ccm/REV, shaft 25mm, 2-hole SAE A, HPS, G 1/2 inch	£101.42	€ 136.92
FFPRM250COD	Hydraulic motor FFPRM250COD, 251,1 ccm/REV, shaft 25,4mm, 2-hole SAE A, HPS	£111.08	€ 149.96
FFPRM250SHD	Hydraulic motor FFPRM250SHD, 249,8 ccm/REV, splined shaft SAE 6B, 2-hole SAE A, HPS, G 1/2 inch	£111.08	€ 149.96
FFPRM315CB	Hydraulic motor FFPRM315CB, 315,7 ccm/REV, shaft 32mm, 2-hole SAE A, HPS, G 1/2 inch	£109.64	€ 148.02
FFPRM315CD	Hydraulic motor FFPRM315CD, 315,7 ccm/REV, shaft 25mm, 2-hole SAE A, HPS, G 1/2 inch	£103.05	€ 139.11
FFPRM315COD	Hydraulic motor FFPRM315COD, 315,7 ccm/REV, shaft 25,4mm, 2-hole SAE A, HPS, G 1/2 inch	£112.86	€ 152.37
FFPRM315SHD	Hydraulic motor FFPRM315SHD, 315,7 ccm/REV, splined shaft SAE 6B, 2-hole SAE A, HPS, G 1/2 inch	£112.86	€ 152.37
FFPRM400CB	Hydraulic motor FFPRM400CB, 396,5 ccm/REV, shaft 32mm, 2-hole SAE A, HPS, G 1/2 inch	£114.48	€ 154.55
FFPRM400CD	Hydraulic motor FFPRM400CD, 396,5 ccm/REV, shaft 25mm, 2-hole SAE A, HPS, G 1/2 inch	£107.48	€ 145.10
FFPRM400COD	Hydraulic motor FFPRM400COD, 396,5 ccm/REV, shaft 25,4mm, 2-hole SAE A, HPS, G 1/2 inch	£117.72	€ 158.92
FFPRM400SHD	Hydraulic motor FFPRM400SHD, 396,5 ccm/REV, splined shaft SAE 6B, 2-hole SAE A, HPS, G 1/2 inch	£117.72	€ 158.92
FFPRM50CB	Hydraulic motor FFPRM50CB, 51,2 ccm/REV, shaft 25mm, 2-hole SAE A, G 1/2 inch	£91.07	€ 122.94
FFPRM50CD	Hydraulic motor FFPRM50CD, 51,2 ccm/REV, shaft 25mm, 2-hole SAE A, HPS, G 1/2 inch	£83.15	€ 112.25
FFPRM50COD	Hydraulic motor FFPRM50COD, 51,2 ccm/REV, shaft 25,4mm, 2-hole SAE A, HPS, G 1/2 inch	£91.07	€ 122.94
FFPRM50SHD	Hydraulic motor FFPRM50SHD, 51,2 ccm/REV, splined shaft SAE6B, 2-hole SAE A, HPS, G 1/2 inch	£91.07	€ 122.94
FFPRM80CB	Hydraulic motor FFPRM80CB, 80,5 ccm/REV, shaft 32mm, 2-hole SAE A, HPS, G 1/2 inch	£94.44	€ 127.49
FFPRM80CD	Hydraulic motor FFPRM80CD, 80,5 ccm/REV, shaft 25mm, 2-hole SAE A, HPS, G 1/2 inch	£89.18	€ 120.39
FFPRM80COD	Hydraulic motor FFPRM80COD, 80,5 ccm/REV, shaft 25,4mm (1 inch), 2-hole SAE A, G 1/2 inch	£97.67	€ 131.86
FFPRM80SHD	Hydraulic motor FFPRM80SHD, 80,5 ccm/REV, splined shaft SAE6B, 2-hole SAE A, HPS, G 1/2 inch	£97.67	€ 131.86
FFPRMF100CB	Hydraulic motor FFPRMF100CB, 100,8 ccm/REV, shaft 32mm, 4-hole SAE A, HPS, G 1/2 inch	£106.52	€ 143.81
FFPRMF125CB	Hydraulic motor FFPRMF125CB, 125,1 ccm/REV, shaft 32mm, 4-hole SAE A, HPS, G 1/2 inch	£108.50	€ 146.47
FFPRMF160CB	Hydraulic motor FFPRMF160CB, 159,4 ccm/REV, shaft 32mm, 4-hole SAE A, HPS, G 1/2 inch	£111.49	€ 150.51
FFPRMF200CB	Hydraulic motor FFPRMF200CB, 199,6 ccm/REV, shaft 32mm, 4-hole SAE A, HPS, G 1/2 inch	£115.50	€ 155.93
FFPRMF250CB	Hydraulic motor FFPRMF250CB, 249,8 ccm/REV, shaft 32mm, 4-hole SAE A, HPS, G 1/2 inch	£119.33	€ 161.10
FFPRMF250CD	Hydraulic motor FFPRMF250CD, 249,8 ccm/REV, shaft 25mm, 4-hole SAE A, HPS, G 1/2 inch	£122.85	€ 165.85
FFPRMF315CB	Hydraulic motor FFPRMF315CB, 315,7 ccm/REV, shaft 32mm, 4-hole SAE A, HPS, G 1/2 inch	£121.26	€ 163.71
FFPRMF400CB	Hydraulic motor FFPRMF400CB, 396,5 ccm/REV, shaft 32mm, 4-hole SAE A, HPS, G 1/2 inch	£126.54	€ 170.82
FFPRMF80CB	Hydraulic motor FFPRMF80CB, 80,5 ccm/REV, shaft 32mm, 4-hole SAE A, HPS, G 1/2 inch	£104.75	€ 141.41
FFPRMF80CD	Hydraulic motor FFPRMF80CD, 80,5 ccm/REV, shaft 25mm, 4-hole SAE A, HPS, G 1/2 inch	£106.17	€ 143.32
FFPRMN100CB	Hydraulic motor FFPRMN100CB, 100,8 ccm/REV, shaft 32mm, 2-hole SAE A, needle bear., G 1/2 inch	£111.42	€ 150.41
FFPRMN100CD	Hydraulic motor FFPRMN100CD, 100,8 ccm/REV, shaft 25mm, 2-hole SAE A, HPS, needle bear., G 1/2 inch	£114.93	€ 155.16
FFPRMN125CB	Hydraulic motor FFPRMN125CB, 125,1 ccm/REV, shaft 32mm, 2-hole SAE A, needle bear., G 1/2 inch	£113.43	€ 153.13
FFPRMN125CD	Hydraulic motor FFPRMN125CD, 125,1 ccm/REV, shaft 25mm, 2-hole SAE A, HPS, needle bear., G 1/2 inch	£113.43	€ 153.13
FFPRMN160CB	Hydraulic motor FFPRMN160CB, 159,4 ccm/REV, shaft 32mm, 2-hole SAE A, needle bear., G 1/2 inch	£116.39	€ 157.13
FFPRMN160CD	Hydraulic motor FFPRMN160CD, 159,4 ccm/REV, shaft 25mm, 2-hole SAE A, HPS, needle bear., G 1/2 inch	£116.39	€ 157.13
FFPRMN200CB	Hydraulic motor FFPRMN200CB, 199,6 ccm/REV, shaft 32mm, 2-hole SAE A, needle bear., G 1/2 inch	£120.41	€ 162.56
FFPRMN200CD	Hydraulic motor FFPRMN200CD, 199,6 ccm/REV, shaft 25mm, 2-hole SAE A, HPS, needle bear., G 1/2 inch	£123.91	€ 167.28
FFPRMN250CB	Hydraulic motor FFPRMN250CB, 249,8 ccm/REV, shaft 32mm, 2-hole SAE A, needle bear., G 1/2 inch	£124.25	€ 167.73
FFPRMN250CD	Hydraulic motor FFPRMN250CD, 249,8 ccm/REV, shaft 25mm, 2-hole SAE A, HPS, needle bear., G 1/2 inch	£127.74	€ 172.45
FFPRMN315CB	Hydraulic motor FFPRMN315CB, 315,7 ccm/REV, shaft 32mm, 2-hole SAE A, HPS, needle bear., G 1/2 inch	£126.19	€ 170.36
FFPRMN315CD	Hydraulic motor FFPRMN315CD, 315,7 ccm/REV, shaft 25mm, 2-hole SAE A, HPS, needle bear., G 1/2 inch	£128.95	€ 174.08
FFPRMN400CB	Hydraulic motor FFPRMN400CB, 396,5 ccm/REV, shaft 32mm, 2-hole SAE A, needle bear., G 1/2 inch	£131.45	€ 177.46
FFPRMN400CD	Hydraulic motor FFPRMN400CD, 396,5 ccm/REV, shaft 25mm, 2-hole SAE A, HPS, needle bear., G 1/2 inch	£134.96	€ 182.19
FFPRMN50CB	Hydraulic motor FFPRMN50CB, 51,2 ccm/REV, shaft 32mm, 2-hole SAE A, needle bear., G 1/2 inch	£106.00	€ 143.10
FFPRMN50CD	Hydraulic motor FFPRMN50CD, 51,2 ccm/REV, shaft 25mm, 2-hole SAE A, HPS, needle bear., G 1/2 inch	£109.50	€ 147.83
FFPRMN80CB	Hydraulic motor FFPRMN80CB, 80,5 ccm/REV, shaft 32mm, 2-hole SAE A, needle bear., G 1/2 inch	£113.18	€ 152.79
FFPRMN80CD	Hydraulic motor FFPRMN80CD, 80,5 ccm/REV, shaft 25mm, 2-hole SAE A, HPS, needle bear., G 1/2 inch	£103.90	€ 140.26
FFPRMSN50COD	Hydraulic motor FFPRMSN50COD, 51,2 ccm/REV, shaft 25,4mm, 2-hole SAE A, HPS, 7/8 UNF, NB	£109.88	€ 148.34



# HYDRAULIC MOTOR SERIES FFPMH

www.flowfitonline.com  
TECH. DATA SHEET  
**FHM04**



The FFPMH motor provides high performance and high efficiency. Disk valve type with geroler. Low starting torque and high efficiency. Optimized for small spaces. Internal check valve. Usage without drain line possible. Tapered roller bearing for high radial load.

The anti-rust coating colour is phosphatizing coat. Phosphate coating is used for increased corrosion protection, and improved friction properties. This is applied to threaded parts and top coated with oil to add anti-galling and rust inhibiting characteristics. Its Colour is, dark grey / black.

- Spool valve type with geroler
- Low starting torque and high efficiency
- Flange mount
- Internal check valve
- Other special features possible

TYPE	FFPMH		FFPMH		FFPMH		FFPMH		FFPMH	
	200		250		315		400		500	
Displacement [cc/REV]		203.2	255.9	316.1	406.4	489.2				
Max. Speed [RPM]	Cont	366	290	236	183	155				
	Int.(1)	439	348	282	220	166				
Max. Torque [daNm]	Cont.	51	62.1	74	85	83				
	Int.(1)	57.9	70.2	82.7	99	104				
	Peak (2)	65.1	79	98	109.2	117				
Max. Output Power [kW]	Cont	11.2	9.2	9.8	7.4	6.5				
	Int.(1)	17	15	13	13	11				
Max. Pressure Drop [bar]	Cont.	175	175	175	155	125				
	Int.(1)	200	200	200	190	160				
	Peak (2)	225	225	225	210	180				
Max. Oil flow [l/min]	Cont	75	75	75	75	75				
	Int.(1)	90	90	90	90	90				
Max. Input Pressure [bar]	Cont.	200	200	200	200	200				
	Int.(1)	225	225	225	225	225				
	Peak (2)	250	250	250	250	250				
Max. return pressure with drain line [bar]	Cont	175	175	175	175	175				
	Int.(1)	200	200	200	200	200				
	Peak (2)	225	225	225	225	225				
Weight [kg]		10.5	11	11.5	12.3	13				

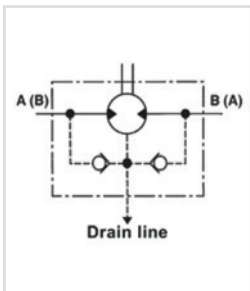
(1) Intermittent operation rating applies to 6 sec. of every minute

(2) Peak load rating applies to 0,6 sec of every minute

PART NUMBER	DESCRIPTION	NETT. PRICE	
		£ STERLING	€ EUROS
FFPMH125C	Hydraulic motor FFPMH125C, 124,9 ccm/REV, shaft 32mm, G 1/2 inch, magneto mounting flange	£146.58	€ 197.88
FFPMH125CB	Hydraulic motor FFPMH125CB, 124,9 ccm/REV, shaft 35mm, G 1/2 inch, magneto mounting flange	£146.58	€ 197.88
FFPMH160C	Hydraulic motor FFPMH160C, 157,2 ccm/REV, shaft 32mm, G 1/2 inch, magneto mounting flange	£146.58	€ 197.88
FFPMH160CB	Hydraulic motor FFPMH160CB, 157,2 ccm/REV, shaft 35mm, G 1/2 inch, magneto mounting flange	£146.58	€ 197.88
FFPMH200C	Hydraulic motor FFPMH200C, 203,2 ccm/REV, shaft 32mm, G 1/2 inch, magneto mounting flange	£148.34	€ 200.26
FFPMH200CB	Hydraulic motor FFPMH200CB, 203,2 ccm/REV, shaft 35mm, G 1/2 inch, magneto mounting flange	£148.34	€ 200.26
FFPMH250C	Hydraulic motor FFPMH250C, 255,9 ccm/REV, shaft 32mm, G 1/2 inch, magneto mounting flange	£151.73	€ 204.83
FFPMH250CB	Hydraulic motor FFPMH250CB, 255,9 ccm/REV, shaft 35mm, G 1/2 inch, magneto mounting flange	£151.73	€ 204.83
FFPMH315C	Hydraulic motor FFPMH315C, 316,1 ccm/REV, shaft 32mm, G 1/2 inch, magneto mounting flange	£156.60	€ 211.41
FFPMH315CB	Hydraulic motor FFPMH315CB, 316,1 ccm/REV, shaft 35mm, G 1/2 inch, magneto mounting flange	£156.60	€ 211.41
FFPMH315K	Hydraulic motor FFPMH315K, 316,1 ccm/REV, conic shaft 1:10, G 1/2 inch, magneto mounting flange	£159.39	€ 215.18
FFPMH400C	Hydraulic motor FFPMH400C, 406,4 ccm/REV, shaft 32mm, G 1/2 inch, magneto mounting flange	£162.71	€ 219.66
FFPMH400CB	Hydraulic motor FFPMH400CB, 406,4 ccm/REV, shaft 35mm, G 1/2 inch, magneto mounting flange	£162.71	€ 219.66
FFPMH500C	Hydraulic motor FFPMH500C, 489,2 ccm/REV, shaft 32mm, G 1/2 inch, magneto mounting flange	£172.52	€ 232.90
FFPMH500CB	Hydraulic motor FFPMH500CB, 489,2 ccm/REV, shaft 35mm, G 1/2 inch, magneto mounting flange	£0.00	€ 0.00
FFPMH630C	Hydraulic motor FFPMH630C, 612,4 ccm/REV, shaft 32mm, G 1/2 inch, magneto mounting flange	£0.00	€ 0.00
FFPMH630CB	Hydraulic motor FFPMH630CB, 612,4 ccm/REV, shaft 35mm, G 1/2 inch, magneto mounting flange	£0.00	€ 0.00

# HYDRAULIC MOTOR SERIES FFPMS

www.flowfitonline.com  
TECH. DATA SHEET  
**FHM05**



The FFPMS motor provides high performance and high efficiency.

The anti-rust coating colour is phosphatizing coat. Phosphate coating is used for increased corrosion protection, and improved friction properties. This is applied to threaded parts and top coated with oil to add anti-galling and rust inhibiting characteristics. Its Colour is, dark grey / black.

The Flowfit FFPMS fully interchanges with the Sauer Danfoss OMS range and all other leading brands.

- Disk valve type with geroler
- Low starting torque and high efficiency
- Optimized for small spaces
- Internal check valve
- Usage without drain line possible
- Tapered roller bearing for high radial load

TYPE	FFPMS		FFPMS		FFPMS		FFPMS		FFPMS	
	80	100	125	160	200	250	315	400		
Displacement [cm <sup>3</sup> /REV]	80.6	100.8	125	154	194	243	311	397		
Max. Speed [RPM]	Cont.	800	748	600	470	375	300	240	187	
	Int.(1)	988	900	720	560	450	360	280	230	
Max. Torque [daNm]	Cont.	19	24	31	31.6	40	45	56	58	
	Int.(1)	24	30	37	43	46.6	54	65.8	69	
	Peak (2)	26	32	40	47.2	65	69	74	85	
Max. Output Power [kW]	Cont.	15.9	18.8	19.5	15.6	15.7	14.1	14.1	10	
	Int.(1)	20.1	23.5	23.2	21.2	18.3	17	18.9	13	
Max. Pressure Drop [bar]	Cont.	175	175	175	150	140	125	120	100	
	Int.(1)	210	210	210	210	160	160	140	120	
	Peak (2)	225	225	225	225	225	200	185	140	
Max. Oil flow [l/min]	Cont.	65	75	75	75	75	75	75	75	
	Int.(1)	80	90	90	90	90	90	90	90	
Max. Input Pressure [bar]	Cont.	250	250	250	250	250	250	250	250	
	Int.(3)	300	300	300	300	300	300	300	300	
Weight [kg]	9.8	10	10.3	10.7	11.1	11.6	12.3	13.2		

(1) Intermittend operation rating applies to 6 sec. of every minute

(2) Peak load rating applies to 0,6 sec of every minute

PART NUMBER	DESCRIPTION	NETT. PRICE	
		£ STERLING	€ EUROS
FFPMS100C	Hydraulic motor FFPMS100C, 99,8 ccm/REV, shaft 32mm, 4-hole flange, G 1/2 inch	£161.66	€ 218.24
FFPMS100C25	Hydraulic motor FFPMS100C25, 99,8 ccm/REV, shaft 25mm, 4-hole flange, G 1/2 inch	£161.66	€ 218.24
FFPMS100SB	Hydraulic motor FFPMS100SB, 99,8 ccm/REV, splined 1 1/4" 12/24 D.Pitch, 30°, Z/T = 14,	£165.18	€ 222.99
FFPMS100SH	Hydraulic motor FFPMS100SH, 99,8 ccm/REV, splined 31,75 12/24 D.Pitch, 30°, Z/T = 14, G 1/2 inch	£165.18	€ 222.99
FFPMS100SL	Hydraulic motor FFPMS100SL, 99,8 ccm/REV, P.T.O. shaft 1 3/8", G 1/2 inch	£168.67	€ 227.71
FFMS125C	Hydraulic motor FFPMS125C, 125,2 ccm/REV, shaft 32mm, 4-hole flange, G 1/2 inch	£163.52	€ 220.75
FFPMS125C25	Hydraulic motor FFPMS125C25, 125,2 ccm/REV, 25mm Welle, G 1/2 inch	£163.52	€ 220.75
FFPMS125SH	Hydraulic motor FFPMS125SH, 125,2 ccm/REV, splined 31,75 12/24 D.Pitch, 30°, Z/T = 14, G 1/2 inch	£167.01	€ 225.47
FFPMS125SL	Hydraulic motor FFPMS125SL, 125,2 ccm/REV, P.T.O. shaft 1 3/8", G 1/2 inch	£170.52	€ 230.20
FFPMS160C	Hydraulic motor FFPMS160C, 159,5 ccm/REV, shaft 32mm, 4-hole flange, G 1/2 inch	£163.52	€ 220.75
FFPMS160S	Hydraulic motor FFPMS160SH, 159,5 ccm/REV, splined SAE 6B, G 1/2 inch	£165.46	€ 223.37
FFPMS160SH	Hydraulic motor FFPMS160SH, 159,5 ccm/REV, splined 31,75 12/24 D.Pitch, 30°, Z/T = 14, G 1/2 inch	£168.96	€ 228.09
FFPMS160SL	Hydraulic motor FFPMS160SL, 159,5 ccm/REV, P.T.O. shaft 1 3/8", G 1/2 inch	£172.46	€ 232.82
FFPMS200C	Hydraulic motor FFPMS200C, 200 ccm/REV, shaft 32mm, 4-hole flange, G 1/2 inch	£167.46	€ 226.08

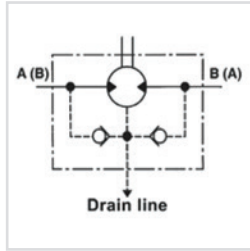
PART NUMBER	DESCRIPTION	NETT. PRICE	
		£ STERLING	€ EUROS
FFPMS200C25	Hydraulic motor FFPMS200C25, 99,8 ccm/REV, shaft 25mm, 4-hole flange, G 1/2 inch	£167.46	€ 226.08
FFPMS200S	Hydraulic motor FFPMS200S, 200,0 ccm/REV, splined SAE 6B, G 1/2 inch	£167.46	€ 226.08
FFPMS200SH	Hydraulic motor FFPMS200SH, 200,0 ccm/REV, splined 31,75, 4-hole flange, G 1/2 inch	£169.98	€ 229.48
FFPMS200SL	Hydraulic motor FFPMS200SL, 200,0 ccm/REV, P.T.O. shaft 1 3/8", G 1/2 inch"	£169.98	€ 229.48
FFPMS250C	Hydraulic motor FFPMS250C, 252,3 ccm/REV, shaft 32mm, 4-hole flange, G 1/2 inch	£174.31	€ 235.32
FFPMS250K	Hydraulic motor FFPMS250K, 252,3 cm3/U, conic shaft 1:10, Ø 35, 4-hole SAE A flange, G1/2 inch	£177.11	€ 239.10
FFPMS250SH	Hydraulic motor FFPMS250SH, 252,3 ccm/REV, splined 31,75 12/24 D.Pitch, 30°, Z/T = 14, G 1/2 inch	£177.83	€ 240.07
FFPMS250SL	Hydraulic motor FFPMS250SL, 252,3 ccm/REV, P.T.O. shaft 1 3/8", G 1/2 inch	£181.32	€ 244.79
FFPMS315C	Hydraulic motor FFPMS315C, 315,1 ccm/REV, shaft 32mm, 4-hole flange, G 1/2 inch	£187.65	€ 253.32
FFPMS315K	Hydraulic motor FFPMS315K, 315,1 cm3/U, conic shaft 1:10, Ø 35, 4-hole SAE A flange, G1/2 inch	£190.46	€ 257.12
FFPMS315SBU	Hydraulic motor FFPMS315SBU, 315,1 ccm/REV, splined 1 1/4" 12/24 D.Pitch, 30°, Z/T = 14, 7/8-14UNF	£187.65	€ 253.32
FFPMS315SH	Hydraulic motor FFPMS315SH, 315,1 ccm/REV, splined 31,75 12/24 D.Pitch, 30°, Z/T = 14, G 1/2 inch	£191.15	€ 258.06
FFPMS315SL	Hydraulic motor FFPMS315SL, 315,1 ccm/REV, P.T.O. shaft 1 3/8", G 1/2 inch	£194.66	€ 262.79
FFPMS400C	Hydraulic motor FFPMS400C, 397 ccm/REV, shaft 32mm, 4-hole flange, G 1/2 inch	£201.32	€ 271.78
FFPMS400C25	Hydraulic motor FFPMS400C25, 397,0 ccm/REV, shaft 25mm, 4-hole flange, G 1/2 inch	£201.32	€ 271.78
FFPMS400S	Hydraulic motor FFPMS400S, 397 ccm/REV, SAE 6B shaft 1 3/8", G 1/2 inch	£201.32	€ 271.78
FFPMS400SH	Hydraulic motor FFPMS400SH, 397 ccm/REV, splined 31,75 12/24 D.Pitch, 30°, Z/T = 14, G 1/2 inch	£204.83	€ 276.53
FFPMS400SL	Hydraulic motor FFPMS400SL, 397 ccm/REV, P.T.O. shaft 1 3/8", G 1/2 inch	£208.32	€ 281.23
FFPMS80C	Hydraulic motor FFPMS80C, 80,8 ccm/REV, shaft 32mm, 4-hole flange, G 1/2 inch	£159.87	€ 215.83
FFPMS80SH	Hydraulic motor FFPMS80SH, 80,8 ccm/REV, splined 31,75 12/24 D.Pitch, 30°, Z/T = 14, G 1/2 inch	£163.38	€ 220.56
FFPMS80SL	Hydraulic motor FFPMS80SL, 80,8 ccm/REV, P.T.O. shaft 1 3/8", G 1/2 inch	£166.89	€ 225.30
FFPMSA100C	Hydraulic motor FFPMSA100C, 98,6 ccm/REV, shaft 32mm, 2-hole flange SAE A, G 1/2 inch	£161.66	€ 218.24
FFPMSA100C25	Hydraulic motor FFPMSA100C25, 99,8 ccm/REV, shaft 25mm, 2-hole flange SAE A, G 1/2 inch	£161.66	€ 218.24
FFPMSA125C	Hydraulic motor FFPMSA125C, 125,2 ccm/REV, shaft 32mm, 2-hole flange SAE A, G 1/2 inch	£163.52	€ 220.75
FFPMSA125C25	Hydraulic motor FFPMSA125C25, 125,2 ccm/REV, shaft 25mm, 2-hole flange SAE A, G 1/2 inch	£163.52	€ 220.75
FFPMSA160C	Hydraulic motor FFPMSA160C, 159,5 ccm/REV, shaft 32mm, 2-hole flange SAE A, G 1/2 inch	£165.46	€ 223.37
FFPMSA160C25	Hydraulic motor FFPMSA160C25, 159,5 ccm/REV, shaft 25mm, 2-hole flange SAE A, G 1/2 inch	£165.46	€ 223.37
FFPMSA200C	Hydraulic motor FFPMSA200C, 201,2 ccm/REV, shaft 32mm, 2-hole flange SAE A, G 1/2 inch	£166.72	€ 225.07
FFPMSA200C25	Hydraulic motor FFPMSA200C25, 200 ccm/REV, shaft 25mm, 2-hole flange SAE A, G 1/2 inch	£166.72	€ 225.07
FFPMSA250C	Hydraulic motor FFPMSA250C, 252,3 ccm/REV, shaft 32mm, 2-hole flange SAE A, G 1/2 inch	£174.31	€ 235.32
FFPMSA250C25	Hydraulic motor FFPMSA250C25, 252,3 ccm/REV, shaft 25mm, 2-hole flange, G 1/2 inch	£174.31	€ 235.32
FFPMSA315C25	Hydraulic motor FFPMSA315C25, 315,1 ccm/REV, shaft 25mm, 2-hole flange, G 1/2 inch	£187.65	€ 253.32
FFPMSA315KA	Hydraulic motor FFPMSA315KA, 315,1 ccm/REV, tapered shaft 1:8, 2-hole flange SAE A, G 1/2 inch	£190.46	€ 257.12
FFPMSA400S	Hydraulic motor FFPMSA400S, 397,0 ccm/REV, splined SAE6B, Z/T = 6	£201.32	€ 271.78
FFPMSA400SBU	Hydraulic motor FFPMSA400SBU, 397,0 ccm/REV, splined 1 1/4" 12/24 D.Pitch, 30°, Z/T = 14, 7/8-14UNF	£201.32	€ 271.78
FFPMSA80C	Hydraulic motor FFPMSA80C, 99,8 ccm/REV, shaft 32mm, 2-hole flange SAE A, G 1/2 inch	£159.87	€ 215.83
FFPMSA80C25	Hydraulic motor FFPMSA80C25, 99,8 ccm/REV, shaft 25mm, 2-hole flange SAE A, G 1/2 inch	£159.87	€ 215.83
FFPMSF100C	Hydraulic motor FFPMSF100C, 99,8 ccm/REV, shaft 32mm, 4-hole magneto flange SAE A, G 1/2 inch	£161.66	€ 218.24
FFPMSF125C	Hydraulic motor FFPMSF125C, 125,2 ccm/REV, shaft 32mm, 4-hole flange, G 1/2 inch	£163.52	€ 220.75
FFPMSF160C	Hydraulic motor FFPMSF160C, 159,5 ccm/REV, shaft 32mm, 4-hole Magneto flange SAE A, G 1/2 inch	£165.46	€ 223.37
FFPMSF200C	Hydraulic motor FFPMSF200C, 200 ccm/REV, shaft 32mm, 4-hole magneto flange, G 1/2 inch	£166.72	€ 225.07
FFPMSF200C25	Hydraulic motor FFPMSF200C25, 200,0 ccm/REV, shaft 25mm, 4-hole magneto flange, G 1/2 inch	£167.46	€ 226.08
FFPMSF315C	Hydraulic motor FFPMSF315C, 316,8 ccm/REV, shaft 32mm, 4-hole magneto flange, G 1/2 inch	£187.65	€ 253.32
FFPMSF315C25	Hydraulic motor FFPMSF315C25, 315,8 ccm/REV, shaft 25mm, 4-hole magneto flange, G 1/2 inch	£187.65	€ 253.32
FFPMSF315SH	Hydraulic motor FFPMSF315SH, 315,1 ccm/REV, splined shaft Ø31,75, 4-hole magneto flange, G 1/2 inch	£191.16	€ 258.07
FFPMSS100	Hydraulic motor Short FFPMS100, 99,8 ccm/REV, G 1/2 inch	£147.64	€ 199.31
FFPMSS125	Hydraulic motor Short FFPMS125, 125,2 ccm/REV, G 1/2 inch	£149.50	€ 201.82
FFPMSS160	Hydraulic motor Short FFPMS160, 159,5 ccm/REV, G 1/2 inch	£151.44	€ 204.45
FFPMSS200	Hydraulic motor Short FFPMS200, 200 ccm/REV, G 1/2 inch	£153.46	€ 207.17
FFPMSS250	Hydraulic motor Short FFPMS250, 252,2 ccm/REV, G 1/2 inch	£160.31	€ 216.42
FFPMSS315	Hydraulic motor Short FFPMS315, 315,1 ccm/REV, G 1/2 inch	£173.63	€ 234.40

Continued on next page

PART NUMBER	DESCRIPTION	NETT. PRICE	
		£ STERLING	€ EUROS
FFPMSS400	Hydraulic motor Short FFPMS400, 397,0 ccm/REV, G 1/2 inch	£187.31	€ 252.87
FFPMSS80	Hydraulic motor Short FFPMS80, 80,8 ccm/REV, G 1/2 inch	£145.86	€ 196.90
FFPMSU125	Hydraulic motor Ultra-Short FFPMSU125, 125,2 ccm/REV, G 1/2 inch	£149.50	€ 201.82
FFPMSU160	Hydraulic motor Ultra-Short FFPMSU160, 159,5 ccm/REV, G 1/2 inch	£151.45	€ 204.46
FFPMSU200	Hydraulic motor Ultra-Short FFPMSU200, 200 ccm/REV, G 1/2 inch	£153.46	€ 207.17
FFPMSU250	Hydraulic motor Ultra-Short FFPMSU250, 252,3 ccm/REV, G 1/2 inch	£160.31	€ 216.42
FFPMSU315	Hydraulic motor Ultra-Short FFPMSU315, 315,1 ccm/REV, G 1/2 inch	£173.65	€ 234.43
FFPMSU400	Hydraulic motor Ultra-Short FFPMSU400, 397,0 ccm/REV, G 1/2 inch	£187.31	€ 252.87
FFPMSW100C	Hydraulic motor FFPMSW100C, 99,8 ccm/REV, cyl. shaft 32mm, wheel flange, G 1/2 inch,	£166.85	€ 225.24
FFPMSW100K	Hydraulic motor FFPMSW100K, 99,8 ccm/REV, conical shaft 1:10, wheel flange, G 1/2 inch,	£169.64	€ 229.01
FFPMSW125C	Hydraulic motor FFPMSW125C, 125,2 ccm/REV, cyl. shaft 32mm, wheel flange, G 1/2 inch,	£168.69	€ 227.74
FFPMSW125K	Hydraulic motor FFPMSW125K, 125,2 ccm/REV, conical shaft 1:10, wheel flange, G 1/2 inch,	£171.50	€ 231.52
FFPMSW160C	Hydraulic motor FFPMSW160C, 159,5 ccm/REV, cyl. shaft 32mm, wheel flange, , G 1/2 inch	£170.64	€ 230.36
FFPMSW160K	Hydraulic motor FFPMSW160K, 159,5 ccm/REV, conical shaft 1:10, wheel flange, G 1/2 inch,	£173.44	€ 234.14
FFPMSW200C	Hydraulic motor FFPMSW200C, 200,0 ccm/REV, cyl. shaft 32mm, wheel flange, , G 1/2 inch	£172.65	€ 233.08
FFPMSW200K	Hydraulic motor FFPMSW200K, 200,0 ccm/REV, conical shaft 1:10, wheel flange, G 1/2 inch,	£175.44	€ 236.85
FFPMSW250C	Hydraulic motor FFPMSW250C, 252,3 ccm/REV, cyl. shaft 32mm, wheel flange, , G 1/2 inch	£179.50	€ 242.32
FFPMSW250K	Hydraulic motor FFPMSW250K, 252,3 ccm/REV, conical shaft 1:10, wheel flange, G 1/2 inch,	£182.29	€ 246.09
FFPMSW315C	Hydraulic motor FFPMSW315C, 315,1 ccm/REV, cyl. shaft 32mm, wheel flange, , G 1/2 inch	£192.83	€ 260.32
FFPMSW315K	Hydraulic motor FFPMSW315K, 315,1 ccm/REV, conical shaft 1:10, wheel flange, G 1/2 inch,	£195.63	€ 264.09
FFPMSW315KA	Hydraulic motor FFPMSW315K, 315,1 ccm/REV, conical shaft 1:8, wheel flange, G 1/2 inch,	£195.63	€ 264.09
FFPMSW400C	Hydraulic motor FFPMSW400C, 397,0 ccm/REV, cyl. shaft 32mm, wheel flange, , G 1/2 inch	£206.49	€ 278.77
FFPMSW400K	Hydraulic motor FFPMSW400K, 397,0 ccm/REV, tapered shaft 1:10, wheel flange, G 1/2 inch	£209.31	€ 282.56
FFPMSW80C	Hydraulic motor FFPMSW80C, 80,8 ccm/REV, cyl. Shaft 32mm, wheel flange, , G 1/2 inch	£165.06	€ 222.83
FFPMSW80K	Hydraulic motor FFPMSW80K, 80,8 ccm/REV, conical shaft 1:10, wheel flange, G 1/2 inch,	£167.85	€ 226.60

# HYDRAULIC MOTOR SERIES FFPMSY

www.flowfitonline.com  
TECH. DATA SHEET  
**FHM06**



- Reinforced version
- Disk valve type with geroler
- Low starting torque and high efficiency
- Designed for higher pressure
- Internal check valve
- Usage without drain line possible
- Tapered roller bearing for high radial load

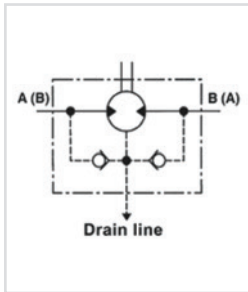
TYPE		FFPMSY	FFPMSY	FFPMSY	FFPMSY	FFPMSY	FFPMSY
		160	200	250	315	400	475
Displacement [cm <sup>3</sup> /REV]		154	194	243	311	394	475
Max. Speed [RPM]	Cont.	470	375	300	240	185	155
	Int.(1)	560	450	360	280	225	185
Max. Torque [daNm]	Cont.	48.5	58.6	70.8	88	88	91
	Int.(1)	54	64.5	80.6	96	96	96
Max. Output Power [kW]	Cont.	18.1	18.1	18	17	11	9
	Int.(1)	25	24	23.8	20.2	12	11
Max. Pressure Drop [bar]	Cont.	210	210	200	200	160	140
	Int.(1)	225	225	225	225	175	150
	Peak (2)	225	225	225	225	200	175
Max. Oil flow [l/min]	Cont	75	75	75	75	75	75
	Int.(1)	90	90	90	90	90	90
Max. Input Pressure [bar]	Cont.	250	250	250	250	250	250
	Int.(1)	300	300	300	300	300	300
Weight [kg]		10.7	11.1	11.6	12.3	13.2	14.3

(1) Intermittent operation rating applies to 6 sec. of every minute  
 (2) Peak load rating applies to 0,6 sec of every minute

## PRICES FOR MOTOR SERIES FFPMSY ON APPLICATION

## HYDRAULIC MOTOR SERIES FFPMT

www.flowfitonline.com  
TECH. DATA SHEET  
**FHM07**



The FFPMT motor provides high performance and high efficiency.

The anti-rust coating colour is phosphating coat. Phosphate coating is used for increased corrosion protection, and improved friction properties. This is applied to threaded parts and top coated with oil to add anti-galling and rust inhibiting characteristics. Its Colour is, dark grey / black.

The Flowfit FFPMT hydraulic motor fully interchanges with the Sauer Danfoss OMT range and all other leading brands.

- Disk valve type with geroler
- Low starting torque and high efficiency
- Optimized for small spaces
- Internal check valve
- Usage without drain line possible
- Tapered roller bearing for high radial load

TYPE		FFPMT	FFPMT	FFPMT	FFPMT	FFPMT	FFPMT	FFPMT	FFPMT
		160	200	250	315	400	500	630	800
Displacement [cm <sup>3</sup> /REV]		161.1	201.4	251.8	326.3	410.9	523.6	629.1	801.8
Max. Speed [RPM]	Cont.	625	625	500	380	305	240	196	154
	Int.(1)	780	750	600	460	365	285	233	185
Max. Torque [daNm]	Cont.	47	59	73	95	108	122	131.8	146.4
	Int.(1)	56	71	88	114	126	137	149.8	152
	Peak (2)	66.9	83.8	103.6	134.6	145	164.4	161.9	166.5
"Max. Output Power [kW]"	Cont.	27.7	34.9	34.5	34.9	31.2	28.8	25.3	22.2
	Int.(1)	32	40	40	40	35	35	27.5	26.8
Max. Pressure Drop [bar]	Cont.	200	200	200	200	180	160	140	125
	Int.(1)	240	240	240	240	210	180	160	130
	Peak(2)	280	280	280	280	240	210	190	160
"Max. Oil flow [l/min]"	Cont.	80	100	100	100	100	100	100	100
	Int.(1)	125	150	150	150	150	150	150	150
Max. Input Pressure [bar]	Cont.	210	210	210	210	210	210	210	210
	Int.(2)	300	300	300	300	300	300	300	300
Weight [kg]		19.5	20	20.5	21	22	23	24	25

PART NUMBER	DESCRIPTION	NETT. PRICE	
		£ STERLING	€ EUROS
FFPMT160C	Hydraulic motor FFPMT160C, 160 ccm/REV, shaft 40mm, 4-hole flange	£304.13	€ 410.58
FFPMT160SH	Hydraulic motor FFPMT160SH, 160 CCM/REV, SPLINED SHAFT 1 1/2", 4-hole flange	£308.27	€ 416.16
FFPMT160SL	Hydraulic motor FFPMT160SL, 160,0 cm <sup>3</sup> /U, 6-34,85mm P.T.O. Splined, 4-hole flange	£311.60	€ 420.66
FFPMT200C	Hydraulic motor FFPMT200C, 200 ccm/REV, shaft 40mm, 4-hole flange	£304.98	€ 411.73
FFPMT200K	Hydraulic motor FFPMT200K, 200 ccm/REV, tapered shaft 1:10, 4-hole flange	£311.33	€ 420.29
FFPMT200SH	Hydraulic motor FFPMT200SH, 200,0 ccm/REV, splined shaft 1 1/2", 4-hole flange	£308.49	€ 416.46
FFPMT200SL	Hydraulic motor FFPMT200SL, 200 ccm/REV, PTO shaft, 4-hole flange	£312.46	€ 421.82
FFPMT250C	Hydraulic motor FFPMT250C, 250 ccm/REV, shaft 40mm, 4-hole flange	£310.07	€ 418.59
FFPMT250SH	Hydraulic motor FFPMT250SH, 250,4 ccm/REV, splined shaft 1 1/2", 4-hole flange	£313.58	€ 423.34
FFPMT250SL	Hydraulic motor FFPMT250SL, 250,4 ccm/REV, PTO shaft, 4-hole flange	£317.53	€ 428.67
FFPMT315C	Hydraulic motor FFPMT315C, 319,5 ccm/REV, shaft 40mm, 4-hole flange	£313.82	€ 423.66
FFPMT315SH	Hydraulic motor FFPMT315SH, 319,5 ccm/REV, splined shaft 1 1/2", 4-hole flange	£317.32	€ 428.38
FFPMT315SL	Hydraulic motor FFPMT315SL, 319,5 ccm/REV, PTO shaft, 4-hole flange	£321.28	€ 433.73
FFPMT400C	Hydraulic motor FFPMT400C, 401,8 ccm/REV, shaft 40mm, 4-hole flange	£325.98	€ 440.08
FFPMT400K	Hydraulic motor FFPMT400K, 401,8 ccm/REV, tapered shaft 1:10, 4-hole flange	£332.33	€ 448.64
FFPMT400SH	Hydraulic motor FFPMT400SH, 410,9 ccm/REV, splined shaft 1 1/2", 4-hole flange	£329.49	€ 444.81



PART NUMBER	DESCRIPTION	NETT. PRICE	
		£ STERLING	€ EUROS
FFPMT500C	Hydraulic motor FFPMT500C, 523,5 ccm/REV, shaft 40mm, 4-hole flange	£350.29	€ 472.89
FFPMT500K	Hydraulic motor FFPMT500K, 523,5 ccm/REV, tap. shaft 1:10, 4-hole flange	£356.70	€ 481.54
FFPMT500SH	Hydraulic motor FFPMT500SH, 523,5 ccm/REV, splined shaft 1 1/2", 4-hole flange	£353.81	€ 477.64
FFPMT800C	Hydraulic motor FFPMT800C, 801 ccm/REV, shaft 40mm, 4-hole flange	£368.96	€ 498.10
FFPMT400C	Hydraulic motor FFPMT400C, 401,8 ccm/REV, Welle 40mm, 4-hole SAE-C flange	£325.98	€ 440.08
FFPMT400SH	Hydraulic motor FFPMT400SH, 401,8 ccm/REV, splined shaft 1 1/2", 4-hole SAE-C flange	£329.49	€ 444.81
FFPMTS160	Hydraulic motor Short FFPMTS160, 160,0 cm3/U	£285.90	€ 385.97
FFPMTS200	Hydraulic motor Short FFPMTS200, 200,0 cm3/U	£286.76	€ 387.12
FFPMTS250	Hydraulic motor Short FFPMTS250, 250,4 cm3/U	£416.75	€ 562.61
FFPMTS315	Hydraulic motor Short FFPMTS315, 319,5 cm3/U	£295.61	€ 399.07
FFPMTS400	Hydraulic motor Short FFPMTS400, 401,8 cm3/U	£307.76	€ 415.47
FFPMTS500	Hydraulic motor Short FFPMTS500, 523,5 cm3/U	£332.09	€ 448.33
FFPMTW160C	Hydraulic motor FFPMTW160C, 160,0 ccm/REV, 40mm shaft, wheelflange	£320.96	€ 433.30
FFPMTW160K	Hydraulic motor FFPMTW160K, 160,0 ccm/REV, conical shaft 1:10, wheelflange	£327.30	€ 441.85
FFPMTW200C	Hydraulic motor FFPMTW200C, 200,0 ccm/REV, 40mm shaft cyl., wheelflange	£321.81	€ 434.45
FFPMTW200K	Hydraulic motor FFPMTW200K, 200,0 ccm/REV, conical shaft 1:10, wheelflange	£328.16	€ 443.01
FFPMTW200SH	Hydraulic motor FFPMTW200SH, 200,0 ccm/REV, splined shaft 1 1/2", wheelflange	£325.32	€ 439.18
FFPMTW250C	Hydraulic motor FFPMTW250C, 250 ccm/REV, shaft 40mm, wheelflange	£326.90	€ 441.31
FFPMTW250K	Hydraulic motor FFPMTW250K, 250,4 ccm/REV, conical shaft 1:10, wheelflange	£333.23	€ 449.86
FFPMTW250SH	Hydraulic motor FFPMTW250SH, 250 ccm/REV, splined shaft, wheelflange	£330.39	€ 446.03
FFPMTW315C	Hydraulic motor FFPMTW315C, 319,5 ccm/REV, 40mm shaft, wheelflange	£330.65	€ 446.37
FFPMTW315K	Hydraulic motor FFPMTW315K, 319,5 ccm/REV, conical shaft 1:10, wheelflange	£336.99	€ 454.93
FFPMTW400C	Hydraulic motor FFPMTW400C, 401,8 ccm/REV, cyl. shaft 40mm, wheelflange	£342.81	€ 462.80
FFPMTW400K	Hydraulic motor FFPMTW400K, 401,8 ccm/REV, conical shaft 1:10, wheelflange	£349.16	€ 471.36
FFPMTW500C	Hydraulic motor FFPMTW500C, 523,5 ccm/REV, 40mm shaft, wheelflange	£367.12	€ 495.61
FFPMTW500K	Hydraulic motor FFPMTW500K, 523,5 ccm/REV, conical shaft 1:10, wheelflange	£373.46	€ 504.18
FFPMTW800C	Hydraulic motor FFPMTW800C, 801 ccm/REV, 40mm shaft, wheelflange	£384.54	€ 519.13
FFPMTW800K	Hydraulic motor FFPMTW800K, 801 ccm/REV, conical shaft 1:10, wheelflange	£390.87	€ 527.68

## HYDRAULIC MOTOR SERIES FPPMV

www.flowfitonline.com  
TECH. DATA SHEET  
**FHM08**



The FPPMV motor provides high performance and high efficiency.

The Flowfit FPPMV hydraulic motor fully interchanges with the Sauer Danfoss OMV range and all other leading brands.

The anti-rust coating colour is phosphating coat. Phosphate coating is used for increased corrosion protection, and improved friction properties. This is applied to threaded parts and top coated with oil to add anti-galling and rust inhibiting characteristics. Its Colour is, dark grey / black.

- Disk valve type with geroler
- Low starting torque and high efficiency
- Internal check valve
- Usage without drain line possible
- Tapered roller bearing for high radial load
- High torque for ambitious applications

TYPE	FPPMV		FPPMV		FPPMV		FPPMV	
	315		400		500		630	
Displacement [cc /REV]	333		419		518		666	
Max. Speed [RPM]	Cont.	510	500	400	320	250	200	
	Int.(1)	630	600	480	380	300	240	
Max. Torque [daNm]	Cont.	920	1180	1460	1660	1880	2015	
	Int.(1)	1110	1410	1760	1940	2110	2280	
	Peak (2)	1290	1640	2050	2210	2470	2400	
Max. Output Power [kW]	Cont.	38	47	47	40	33	180	
	Int.(1)	46	56	56	56	44	40	
Max. Pressure Drop [bar]	Cont.	200	200	200	180	160	140	
	Int.(1)	240	240	240	210	180	160	
	Peak (2)	280	280	280	240	210	180	
Max. Oil flow [l/min]	Cont.	160	200	200	200	200	200	
	Int.(1)	200	240	240	240	240	240	
Max. Input Pressure [bar]	Cont.	210	210	210	210	210	210	
	Int.(1)	250	250	250	250	250	250	
	Peak (2)	300	300	300	300	300	300	
Weight [kg]	31.8		32.6		33.5		34.9	

PART NUMBER	DESCRIPTION	NETT. PRICE	
		£ STERLING	€ EUROS
FFPMV315C	Hydraulic motor FPPMV315C, 333 ccm/REV, cyl. shaft 50mm, 4-hole flange	£352.33	€ 475.64
FFPMV315SH	Hydraulic motor FPPMV315SH, 333 ccm/REV, splined shaft, 4-hole flange	£358.95	€ 484.59
FFPMV400C	Hydraulic motor FPPMV400C, 419 ccm/REV, cyl. shaft 50mm, 4-hole flange	£366.65	€ 494.98
FFPMV500C	Hydraulic motor FPPMV500C, 518 ccm/REV, cyl. shaft 50mm, 4-hole flange	£388.08	€ 523.91
FFPMV630C	Hydraulic motor FPPMV630C, 666 ccm/REV, cyl. shaft 50mm, 4-hole flange	£406.33	€ 548.54
FFPMV800C	Hydraulic motor FPPMV800C, 801 ccm/REV, cyl. shaft 50mm, 4-hole flange	£455.66	€ 615.14
FFPMV800K	Hydraulic motor FPPMV800K, 801 ccm/REV, conical shaft 1:10, 4-hole flange	£463.92	€ 626.29
FFPMVW400K	Hydraulic motor FPPMVW400K, 419 ccm/REV, con. shaft 1:10, wheel flange	£401.45	€ 541.95
FFPMVW500K	Hydraulic motor FPPMVW500K, 518 ccm/REV, con. shaft 1:10, wheel flange	£422.87	€ 570.87
FFPMVW630C	Hydraulic motor FPPMVW630C, 666 ccm/REV, con. shaft 50mm, wheel flange	£432.86	€ 584.36
FFPMVW630K	Hydraulic motor FPPMVW630K, 666 ccm/REV, con. shaft 1:10, wheel flange	£441.12	€ 595.51
FFPMVW800C	Hydraulic motor FPPMVW800C, 801 ccm/REV, cyl. shaft 50mm, wheel flange	£482.19	€ 650.96
FFPMVW800K	Hydraulic motor FPPMVW800K, 801 ccm/REV, conical shaft 1:10, wheel-flange	£490.44	€ 662.10

# HYDRAULIC MOTOR SERIES

## Calculation of hydraulic motors

### Calculation of wheel drives:

1. Motor speed  $n$  of wheel drive:

$$n = \frac{2,65 \cdot v_{km} \cdot i}{R_m}$$

$v_{km}$  = Vehicle speed [km/h]

$R_m$  = Wheel rolling radius [m]

$i$  = Gear ratio between motor and wheels, if there's no gearbox use  $i=1$

### 2. Rolling resistance $R$ , [daN]

The resistance force resulted in wheels contact with different surfaces:

$$R = G \cdot \varphi$$

$G$  = Total weight of vehicle [daN]

$\varphi$  = Rolling resistance coefficient (s. below)

Rolling resistance coefficient in case of rubber tire rolling on different surfaces	
Surface	$\varphi$
Concrete - faultless -	0.010
Concrete - good -	0.015
Concrete - bad -	0.020
Asphalt - faultless -	0.012
Asphalt - good -	0.017
Asphalt - bad -	0.022
Macadam - faultless -	0.015
Macadam - gut -	0.022
Macadam - bad -	0.037
Snow - 5cm -	0.025
Snow 10 cm -	0.037
Mud	0.037 - 0.150
Sand- gravel	0.060 - 0.150
Sand, loose	0.160 - 0.300

### 3. Grade resistance $G_R$ , daN

$$G_R = G \cdot (\sin \alpha + \rho \cdot \cos \alpha)$$

$\alpha$  = gradient negotiation angle (see below table)

Grade [%]	$\alpha$ degrees	Grade [%]	$\alpha$ degrees
1	0°35'	12	6°5'
2	1°9'	15	8°31'
5	2°51'	20	11°19'
6	3°26'	25	14°3'
8	4°35'	32	18°
10	5°43'	60	31°

### 4. Accelerate force $FA$ [daN]

Force  $FA$  necessary for acceleration from 0 to maximum speed  $v$  and time  $t$  can be calculated with:

$$FA = \frac{v_{km} \cdot G}{3,6 \cdot t} \text{ [daN]}$$

$FA$  = Acceleration force [daN]

$t$  = Time [s]

Additional there are tractive efforts possible, e.g. if you use an additional trailer.

### 5. Total tractive effort $F_{ges}$ [daN]

The necessary total tractive effort  $F_{ges}$  of the vehicle is calculated with the sum of single forces (point 2. - 4.). It is also necessary to consider 10% for safety reasons (e.g. for air resistance).

$$F_{ges} = 1,1 \cdot (R + G_R + FA)$$

$R$  = Rolling resistance [daN]

$G_R$  = Grade resistance [daN]

$FA$  = Acceleration force [daN]

### 6. Motordrehmoment $M_M$

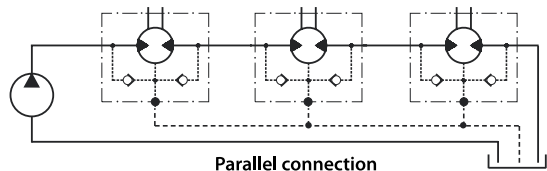
Necessary torque for every hydraulic motor can be calculated with:

$$M_M = \frac{F_{Ges} \cdot R_m}{N \cdot i \cdot \eta_M}$$

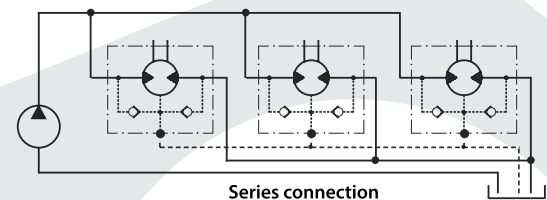
$N$  = Number of motors

$\eta_M$  = Mechanical gear efficiency (if it is available)

### 7. Connection of hydraulic motors



We are always advise to connect the drain port because the cooling and the lifetime of the motors is much better.



**HYDRAULIC MOTORS**

# WHITE DRIVE MOTORS

PRODUCT	PAGE
WHITES WM SERIES HYDRAULIC MOTOR	207
WHITES WP SERIES HYDRAULIC MOTOR	209
WHITES WR SERIES HYDRAULIC MOTOR	210
WHITES DT SERIES HYDRAULIC MOTOR	211
WHITES RE SERIES HYDRAULIC MOTOR	211
WHITES WS SERIES HYDRAULIC MOTOR	211



**QUALITY PRODUCTS**



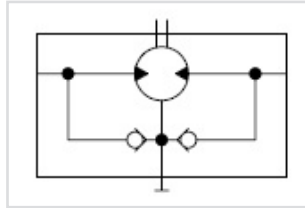
**FREE ADVICE**



# WHITES WM SERIES HYDRAULIC MOTOR 8,4CC 16MM SHAFT G 3/8" REAR PORTS, 3 HOLE ROUND MOUNT



www.flowfitonline.com  
TECH. DATA SHEET  
**WDM01**



The WM product line with spool valve design is an economical motor with enhanced rotor technology. Intended of light-duty applications, the WM series offers many advantages such as compact size, high speed, medium torque and extreme low weight. The WM series motors are used primarily in the mobile, industrial and agricultural markets.

**Features:**

- Built-in check valves offer versatility and increased seal life.
- Bolt-on mounting flange relates to easy serviceability.
- Spool valve design gives superior performance and smooth operation over a wide speed and torque range.
- Enhanced rotor design provides smooth performance, compact volume and low weight.

**Typical Applications:**

Agriculture equipment, conveyors, carwashes, sweepers, food processing, grain augers, spreaders, feed rollers, augers, brush drives and more.

**SPECIFICATIONS**

CODE	Displacement cm <sup>3</sup> [in <sup>3</sup> /rev]	Max. Speed rpm		Max. Flow lpm [gpm]		Max. Torque Nm [lb-in]		Max. Pressure bar [psi]		
		cont.	inter.	cont.	inter.	cont.	inter.	cont.	inter.	peak
008	8.4 [0.5]	1864	2293	16 [4]	20 [5]	11 [97]	14 [124]	100 [1450]	140 [2030]	200 [2900]
012	13.1 [0.8]	1521	1871	20 [5]	25 [7]	17 [150]	22 [195]	100 [1450]	140 [2030]	200 [2900]
020	20.1 [1.2]	989	1229	20 [5]	25 [7]	26 [230]	34 [301]	100 [1450]	140 [2030]	200 [2900]
032	31.8 [1.9]	622	767	20 [5]	25 [7]	40 [354]	55 [487]	100 [1450]	140 [2030]	160 [2320]
040	40.2 [2.5]	495	620	20 [5]	25 [7]	49 [434]	64 [566]	100 [1450]	140 [2030]	160 [2320]

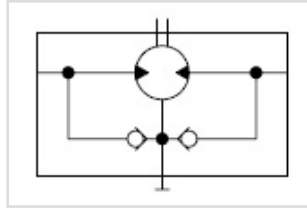
► Performance data is typical. Performance of production units varies slightly from one motor to another. Running at intermittent ratings should not exceed 10% of every minute of operation.

PRODUCT NO.	DESCRIPTION	NETT. PRICE	
		£ STERLING	€ EUROS
WM125012M BC4BAAAA	Whites WM Series hydraulic motor 13,1cc 16mm shaft G 3/8" Rear Ports,3 Hole Round Mount	£68.27	€ 92.17
WM125020M BC4BAAAA	Whites WM Series hydraulic motor 20,1cc 16mm shaft G3/8" Rear Ports,3 Hole Round Mount	£69.57	€ 93.92
WM125032M BC4BAAAA	Whites WM Series hydraulic motor 31,8cc 16mm shaft G3/8" Rear Ports,3 Hole Round Mount	£70.86	€ 95.67
WM125040M BC4BAAAA	Whites WM Series hydraulic motor 40,2cc 16mm shaft G 3/8" Rear Ports,3 Hole Round Mount	£79.66	€ 107.55
WM125050M BC4BAAAA	Whites WM Series hydraulic motor 50,3cc 16mm shaft G 3/8" Rear Ports,3 Hole Round Mount	£94.64	€ 127.76
WM125008M BC4BAAAA	Whites WM Series hydraulic motor 8,4cc 16mm shaft G 3/8" Rear Ports,3 Hole Round Mount	£66.14	€ 89.29

## WHITES WM SERIES HYDRAULIC MOTOR 8,4CC 16MM SHAFT G 3/8" SIDE PORTS, 3 HOLE ROUND MOUNT



www.flowfitonline.com  
TECH. DATA SHEET  
**WDM01**



The WM product line with spool valve design is an economical motor with enhanced rotor technology. Intended for light-duty applications, the WM series offers many advantages such as compact size, high speed, medium torque and extreme low weight. The WM series motors are used primarily in the mobile, industrial and agricultural markets.

### Features:

- Built-in check valves offer versatility and increased seal life.
- Bolt-on mounting flange relates to easy serviceability.
- Spool valve design gives superior performance and smooth operation over a wide speed and torque range.
- Enhanced rotor design provides smooth performance, compact volume and low weight.

### Typical Applications:

Agriculture equipment, conveyors, carwashes, sweepers, food processing, grain augers, spreaders, feed rollers, augers, brush drives and more.

### SPECIFICATIONS

CODE	Displacement cm <sup>3</sup> [in <sup>3</sup> /rev]	Max. Speed rpm		Max. Flow lpm [gpm]		Max. Torque Nm [lb-in]		Max. Pressure bar [psi]		
		cont.	inter.	cont.	inter.	cont.	inter.	cont.	inter.	peak
008	8.4 [0.5]	1864	2293	16 [4]	20 [5]	11 [97]	14 [124]	100 [1450]	140 [2030]	200 [2900]
012	13.1 [0.8]	1521	1871	20 [5]	25 [7]	17 [150]	22 [195]	100 [1450]	140 [2030]	200 [2900]
020	20.1 [1.2]	989	1229	20 [5]	25 [7]	26 [230]	34 [301]	100 [1450]	140 [2030]	200 [2900]
032	31.8 [1.9]	622	767	20 [5]	25 [7]	40 [354]	55 [487]	100 [1450]	140 [2030]	160 [2320]
040	40.2 [2.5]	495	620	20 [5]	25 [7]	49 [434]	64 [566]	100 [1450]	140 [2030]	160 [2320]

► Performance data is typical. Performance of production units varies slightly from one motor to another. Running at intermittent ratings should not exceed 10% of every minute of operation.

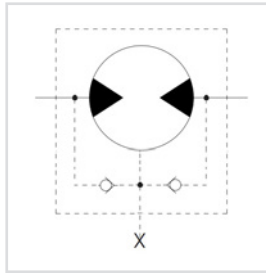
PRODUCT NO.	DESCRIPTION	NETT. PRICE	
		£ STERLING	€ EUROS
WM125012K BC4BAAAA	Whites WM Series hydraulic motor 13,1cc 16mm shaft G 3/8" Side Ports,3 Hole Round Mount	£68.27	€ 92.17
WM125020K BC4BAAAA	Whites WM Series hydraulic motor 20,1cc 16mm shaft G 3/8" Side Ports,3 Hole Round Mount	£69.57	€ 93.92
WM125032K BC4BAAAA	Whites WM Series hydraulic motor 31,8cc 16mm shaft G 3/8" Side Ports,3 Hole Round Mount	£70.86	€ 95.67
WM125040K BC4BAAAA	Whites WM Series hydraulic motor 40,2cc 16mm shaft G 3/8" Side Ports,3 Hole Round Mount	£79.66	€ 107.55
WM125050K BC4BAAAA	Whites WM Series hydraulic motor 50,3cc 16mm shaft G 3/8" Side Ports,3 Hole Round Mount	£94.64	€ 127.76
WM125008K BC4BAAAA	Whites WM Series hydraulic motor 8,4cc 16mm shaft G 3/8" Side Ports,3 Hole Round Mount	£66.14	€ 89.29



# WHITES WP SERIES HYDRAULIC MOTOR 25CC 25MM SHAFT 2-HOLE SAE A MOUNT C/W 1/2" OFFSET MANIFOLD PORTS



www.flowfitonline.com  
TECH. DATA SHEET  
**WDM02**



The WP motor series is an economical alternative to more complex geroler designs that still provides high efficiency across a wide performance range. These motors are intended for light-duty applications requiring high torque in a compact package and are suitable for industrial and mobile applications including car wash brushes, food processing equipment, conveyors, machine tools, agricultural equipment, sweepers, skid steer attachments and more

**Features:**

- Built-in check valves offer versatility and increased seal life.
- A variety of mounts and shafts provide flexibility in application design
- Spool valve design gives superior performance and smooth operation over a wide speed and torque range.
- Standard high pressure shaft seals offer superior seal life and performance

**Typical Applications:**

- Agriculture equipment, conveyors, carwashes, sweepers, food processing, grain augers, spreaders, feed rollers, augers, brush drives and more.

**SPECIFICATIONS**

CODE	Displacement cm <sup>3</sup> [in <sup>3</sup> /rev]	Max. Speed rpm		Max. Flow lpm [gpm]		Max. Torque Nm [lb-in]		Max. Pressure bar [psi]		
		cont.	inter.	cont.	inter.	cont.	inter.	cont.	inter.	peak
025	25 [1.5]	1570	1687	40 [11]	45 [12]	35 [310]	48 [425]	100 [1450]	140 [2030]	225 [3260]
032	32 [2.0]	1550	1674	50 [13]	55 [15]	45 [398]	57 [504]	100 [1450]	140 [2030]	225 [3260]
040	40 [2.5]	1471	1670	60 [16]	70 [19]	65 [575]	74 [655]	100 [1450]	140 [2030]	225 [3260]
050	50 [3.0]	1208	1500	60 [16]	75 [20]	91 [805]	108 [956]	140 [2030]	175 [2540]	240 [3480]
060	59 [3.6]	1185	1271	60 [16]	75 [20]	125 [1106]	136 [1204]	160 [2320]	175 [2540]	240 [3480]
080	78 [4.8]	896	960	60 [16]	75 [20]	164 [1451]	183 [1620]	160 [2320]	175 [2540]	240 [3480]
100	96 [5.9]	728	780	60 [16]	75 [20]	195 [1726]	213 [1885]	160 [2320]	175 [2540]	240 [3480]
125	125 [7.6]	559	599	60 [16]	75 [20]	258 [2285]	278 [2460]	160 [2320]	175 [2540]	240 [3480]
160	154 [9.4]	452	483	60 [16]	75 [20]	321 [2840]	362 [3205]	160 [2320]	175 [2540]	240 [3480]
200	190 [11.6]	367	385	60 [16]	75 [20]	380 [3365]	420 [3720]	150 [2180]	175 [2540]	240 [3480]
250	240 [14.6]	291	312	60 [16]	75 [20]	445 [3940]	557 [4930]	140 [2030]	175 [2540]	240 [3480]
315	303 [18.5]	228	245	60 [16]	75 [20]	460 [4071]	602 [5330]	120 [1740]	160 [2320]	200 [2900]
400	388 [23.7]	155	189	60 [16]	75 [20]	488 [4320]	625 [5532]	95 [1380]	125 [1810]	180 [2610]

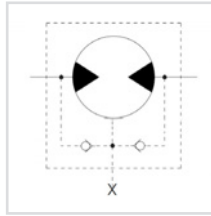
► Performance data is typical. Performance of production units varies slightly from one motor to another. Running at intermittent ratings should not exceed 10% of every minute of operation.

PRODUCT NO.	DESCRIPTION	NETT. PRICE	
		£ STERLING	€ EUROS
WP155250A6312BAAAA	Whites WP Series hydraulic motor 240cc 25mm shaft 2-hole SAE A mount c/w 1/2" offset manifold ports	£104.18	€ 140.64
WP155125A6312BAAAA	Whites WP Series hydraulic motor 125cc 25mm shaft 2-hole SAE A mount c/w 1/2" offset manifold ports	£98.06	€ 132.38
WP155160A6312BAAAA	Whites WP Series hydraulic motor 154cc 25mm shaft 2-hole SAE A mount c/w 1/2" offset manifold ports	£99.11	€ 133.80
WP155200A6312BAAAA	Whites WP Series hydraulic motor 190cc 25mm shaft 2-hole SAE A mount c/w 1/2" offset manifold ports	£102.04	€ 137.75
WP155025A6312BAAAA	Whites WP Series hydraulic motor 25cc 25mm shaft 2-hole SAE A mount c/w 1/2" offset manifold ports	£90.38	€ 122.02
WP155315A6312BAAAA	Whites WP Series hydraulic motor 303cc 25mm shaft 2-hole SAE A mount c/w 1/2" offset manifold ports	£110.92	€ 149.74
WP155032A6312BAAAA	Whites WP Series hydraulic motor 32cc 25mm shaft 2-hole SAE A mount c/w 1/2" offset manifold ports	£92.19	€ 124.46
WP155400A6312BAAAA	Whites WP Series hydraulic motor 388cc 25mm shaft 2-hole SAE A mount c/w 1/2" offset manifold ports	£119.81	€ 161.74
WP155040A6312BAAAA	Whites WP Series hydraulic motor 40cc 25mm shaft 2-hole SAE A mount c/w 1/2" offset manifold ports	£93.82	€ 126.65
WP155045A6312BAAAA	Whites WP Series hydraulic motor 50cc 25mm shaft 2-hole SAE A mount c/w 1/2" offset manifold ports	£95.30	€ 128.65
WP155060A6312BAAAA	Whites WP Series hydraulic motor 59cc 25mm shaft 2-hole SAE A mount c/w 1/2" offset manifold ports	£95.74	€ 129.25
WP155080A6312BAAAA	Whites WP Series hydraulic motor 78cc 25mm shaft 2-hole SAE A mount c/w 1/2" offset manifold ports	£96.53	€ 130.31
WP155100A6312BAAAA	Whites WP Series hydraulic motor 96cc 25mm shaft 2-hole SAE A mount c/w 1/2" offset manifold ports	£97.14	€ 131.13

# WHITES WR SERIES HYDRAULIC MOTOR 40CC 25MM SHAFT 2-HOLE SAE A MOUNT C/W 1/2" OFFSET MANIFOLD PORTS



www.flowfitonline.com  
TECH. DATA SHEET  
**WDM03**



The WR motor series incorporates the latest advances for smooth performance, efficiency and durability. It features an optimized Roller Stator® geometry with seven precision rollers to eliminate sliding friction and provide rolling contact between the rotor and stator. This increases motor efficiency. A three-zone spool valve, integral check valves and a provision for a case drain reduce pressure on internal seals to improve product life. A wide variety of mounting, shaft, motor displacement and porting options are available to meet all application needs.

**Features:**

- A variety of mounts and shafts provides flexibility in application.
- A high pressure shaft seal offers superior seal life and performance
- The spool valve design gives superior performance and smooth operation over a wide speed and torque range.
- Built-in check valves (not shown) in the housing offer versatility and increased seal life.
- Optimized Roller Stator® geometry provides a smooth running high efficient product.

**Typical Applications:**

Conveyors, carwashes, positioners, light-duty wheel drives, sweepers, food processing, grain augers, spreaders, feed rollers, screw drives, brush drives and more.

**SPECIFICATIONS**

CODE	Displacement cm <sup>3</sup> [in <sup>3</sup> /rev]	Max. Speed rpm		Max. Flow lpm [gpm]		Max. Torque Nm [lb-in]		Max. Pressure bar [psi]		
		cont.	inter.	cont.	inter.	cont.	inter.	cont.	inter.	peak
040	40 [2.5]	1116	1515	45 [12]	61 [16]	93 [823]	123 [1088]	155 [2250]	207 [3000]	224 [3250]
050	50 [3.1]	1058	1220	53 [14]	61 [16]	111 [982]	149 [1319]	155 [2250]	207 [3000]	224 [3250]
060	59 [3.6]	890	1142	53 [14]	68 [18]	138 [1221]	172 [1522]	155 [2250]	207 [3000]	224 [3250]
070	71 [4.3]	865	1078	61 [16]	76 [20]	176 [1558]	207 [1832]	172 [2500]	207 [3000]	241 [3500]
080	79 [4.9]	759	957	61 [16]	76 [20]	202 [1788]	243 [2150]	172 [2500]	207 [3000]	241 [3500]
090	88 [5.4]	691	864	61 [16]	76 [20]	222 [1965]	263 [2327]	172 [2500]	207 [3000]	241 [3500]
100	100 [6.1]	610	760	61 [16]	76 [20]	246 [2177]	289 [2558]	172 [2500]	207 [3000]	241 [3500]
115	113 [6.9]	539	672	61 [16]	76 [20]	284 [2513]	327 [2894]	172 [2500]	207 [3000]	241 [3500]
130	129 [7.9]	472	588	61 [16]	76 [20]	316 [2797]	375 [3319]	172 [2500]	207 [3000]	241 [3500]
160	160 [9.8]	379	469	61 [16]	76 [20]	400 [3540]	454 [4018]	172 [2500]	207 [3000]	241 [3500]
200	198 [12.1]	308	384	61 [16]	76 [20]	462 [4088]	544 [4814]	172 [2500]	207 [3000]	241 [3500]
240	236 [14.4]	249	315	61 [16]	76 [20]	548 [4850]	642 [5682]	172 [2500]	207 [3000]	224 [3250]
250	250 [15.3]	250	300	61 [16]	76 [20]	561 [4965]	624 [5522]	172 [2500]	207 [3000]	224 [3250]
290	291 [17.8]	210	256	61 [16]	76 [20]	526 [4655]	664 [5876]	138 [2000]	190 [2750]	207 [3000]
320	322 [19.6]	188	235	61 [16]	76 [20]	518 [4584]	690 [6106]	121 [1750]	172 [2500]	190 [2750]
400	400 [24.4]	152	190	61 [16]	76 [20]	551 [4873]	698 [6177]	104 [1500]	138 [2000]	155 [2250]

▶ Performance data is typical. Performance of production units varies slightly from one motor to another. Running at intermittent ratings should not exceed 10% of every minute of operation.

PRODUCT NO.	DESCRIPTION	NETT. PRICE	
		£ STERLING	€ EUROS
WR255100A6312BAAAA	Whites WR Series hydraulic motor 100cc 25mm shaft 2-hole SAE A Mount c/w 1/2" offset manifold ports	£113.84	€ 153.69
WR255115A6312BAAAA	Whites WR Series hydraulic motor 113cc 25mm shaft 2-hole SAE A Mount c/w 1/2" offset manifold ports	£113.84	€ 153.69
WR255130A6312BAAAA	Whites WR Series hydraulic motor 129cc 25mm shaft 2-hole SAE A Mount c/w 1/2" offset manifold ports	£115.97	€ 156.56
WR255160A6312BAAAA	Whites WR Series hydraulic motor 160cc 25mm shaft 2-hole SAE A Mount c/w 1/2" offset manifold ports	£118.10	€ 159.44
WR255200A6312BAAAA	Whites WR Series hydraulic motor 198cc 25mm shaft 2-hole SAE A Mount c/w 1/2" offset manifold ports	£123.43	€ 166.63
WR255240A6312BAAAA	Whites WR Series hydraulic motor 236cc 25mm shaft 2-hole SAE A Mount c/w 1/2" offset manifold ports	£128.76	€ 173.83
WR255250A6312BAAAA	Whites WR Series hydraulic motor 250cc 25mm shaft 2-hole SAE A Mount c/w 1/2" offset manifold ports	£128.76	€ 173.83
WR255290A6312BAAAA	Whites WR Series hydraulic motor 291cc 25mm shaft 2-hole SAE A Mount c/w 1/2" offset manifold ports	£134.42	€ 181.47
WR255320A6312BAAAA	Whites WR Series hydraulic motor 322cc 25mm shaft 2-hole SAE A Mount c/w 1/2" offset manifold ports	£140.08	€ 189.11
WR255400A6312BAAAA	Whites WR Series hydraulic motor 400cc 25mm shaft 2-hole SAE A Mount c/w 1/2" offset manifold ports	£149.04	€ 201.20
WR255040A6312BAAAA	Whites WR Series hydraulic motor 40cc 25mm shaft 2-hole SAE A Mount c/w 1/2" offset manifold ports	£112.23	€ 151.52
WR255050A6312BAAAA	Whites WR Series hydraulic motor 50cc 25mm shaft 2-hole SAE A Mount c/w 1/2" offset manifold ports	£112.77	€ 152.24
WR255060A6312BAAAA	Whites WR Series hydraulic motor 59cc 25mm shaft 2-hole SAE A Mount c/w 1/2" offset manifold ports	£112.77	€ 152.24
WR255070A6312BAAAA	Whites WR Series hydraulic motor 71cc 25mm shaft 2-hole SAE A Mount c/w 1/2" offset manifold ports	£112.77	€ 152.24
WR255080A6312BAAAA	Whites WR Series hydraulic motor 79cc 25mm shaft 2-hole SAE A Mount c/w 1/2" offset manifold ports	£113.84	€ 153.69
WR255090A6312BAAAA	Whites WR Series hydraulic motor 88cc 25mm shaft 2-hole SAE A Mount c/w 1/2" offset manifold ports	£113.84	€ 153.69

## WHITES DT SERIES HYDRAULIC MOTOR



The most amazing aspect of the DT Series motor is its huge torque potential from its relatively small size. The DT Series motor is capable of producing output torque comparable to competitive designs, but from a package that is both shorter and lighter. The savings in space and weight in no way compromises durability, as the motor uses massive shafts, bearings and drive links to transmit the torque produced by this powerful package. The use of a case drain allows reduced pressure on the shaft seal while maintaining drive-line lubrication for maximum motor life. Standard mounting and shaft options offer interchange ability with competitive designs. An internal drain option is also available.

### Features / Benefits

- Heavy-Duty Roller Bearing supports high side loads and received forced lubrication for cooling and increased life.
- Compact Housing contributes to high power-to-weight ratio of motor and offers front and rear mounting flanges.
- Heavy-Duty Drive Link received forced lubrication for long life and is capable of extreme duty cycles.
- Roller Stator Motor available in displacements up to 2093cm<sup>3</sup> for high torque output.
- Three-Zone Orbiting Valve precisely meters oil to produce exceptional volumetric efficiencies

### Typical Applications

Heavy-Duty wheel drives, augers, mixers., pumping units, conveyors, boring machines, rotators, mining equipment, forestry equipment and more and more.

## WHITES RE SERIES HYDRAULIC MOTOR



RE Series motors offer the perfect compromise between price and performance by producing work horse power at a reasonable cost. Although these motors perform well in a wide range of applications, they are especially suited for low flow, high pressure applications. During startup pressure causes the balance plate to flex toward the rotor, vastly improving volumetric efficiency. As the motor reaches operating pressure, the balance plate relaxes, allowing the rotor to turn freely which translates into higher mechanical efficiencies. Transmitting this power to the output shaft is the most durable drive link in its class. Four bearing options, combined with standard mounting flanges and output shafts, allow the motor to be configured to suit nearly any application.

### Features / Benefits

- High pressure shaft seal offers superior seal life and performance and eliminates need for case drain.
- Three bearing options allow load carrying capability of motor to be matched to application
- Heavy-duty drive link is the most durable in its class and received full flow lubrication to provide long life.
- Value-in-rotor design provides cost effective, efficient distribution of oil and reduces overall motor length.
- Pressure-compensated balance plate improves volumetric efficiency at low flow and high pressure.

### Typical applications

Medium-duty wheel drives, augers, mixers, win drives, swing drives, grapple heads, feed rollers, broom drives and more.

## WHITES WS SERIES HYDRAULIC MOTOR



The WS targets agricultural equipment, skid steer attachments, and other applications that require greater torque under demanding conditions. A distinguishing feature of the WS in relation to competitive products is its heavy duty drive link with a larger pitch diameter. This enables the WS to better withstand pressure and torque spikes and it reflected in its intermitted and peak performance ratings. Additional product features include a three zone commutator valve, heavy-duty tapered roller bearings, and case drain with integral internal drain. The WS offers numerous housing, displacement and shaft options to meet most common SAE and European requirements.

### Features / Benefits

- Nine shaft and seven mounting options to meet the most common SAE and European requirements
- Heavy-duty tapered roller bearings for extra side load capacity
- Heavy-duty drive link with larger pitch diameter than competitors for greater resistance to pressure and torque spikes
- Three zone commutator valve for high flow capacity
- Standard case drain with integral internal drain for extended shaft seal

### Typical Applications

Medium-duty wheel drives, sweepers, grain augers, spreaders, feed rollers, brush drives, mowers, harvesting equipment gear box mounts and more.



# FLOWFIT®

**SEARCHING YOUR FILTER ELEMENT  
WILL BE CHILD'S PLAY!**



For the last **25 years** at FILTREC our passion has been to manufacture the best filter element replacements for any hydraulic application and provide them to you in the easiest possible way.

Wherever you are, the **FILTREC Cross Navigator App** allows you to find the product you need from over 60,000 available codes.

## HOW IT WORKS...

- 1** DOWNLOAD CROSS NAVIGATOR FROM THE APP STORE
- 2** OPEN APP AND SIMPLY ENTER YOUR FILTER CODE INTO THE CODE BOX, SELECT THE MANUFACTURER IF KNOWN AND PRESS SEARCH
- 3** IF YOU HAVE DIGITS MISSING FROM THE START, MIDDLE OR END THEN SIMPLY USE THE SYMBOL % AS A WILDCARD WHEREVER NEEDED



Tel: +44 (0)1584 876 033  
Fax: +44 (0)1584 876 044  
Email: [sales@flowfitonline.com](mailto:sales@flowfitonline.com)

**STILL CAN'T LOCATE YOUR FILTER? THEN PLEASE CALL THE SALES TEAM ON 01584 876033**

**[www.flowfitonline.com](http://www.flowfitonline.com)**



**HYDRAULIC MOTORS**

# M&S HYDRAULIC MOTORS

PRODUCT	PAGE
M+S HYDRAULIC MOTOR SERIES EPMM	214
M+S HYDRAULIC MOTOR SERIES EPM	215
M+S HYDRAULIC MOTOR SERIES EPRM	216
M+S HYDRAULIC MOTOR SERIES EPMS	218
M+S HYDRAULIC MOTOR SERIES EPMT	219
M+S HYDRAULIC MOTOR SERIES EPMV	220
ELB BRAKES	221
HKU & HKUS STEERING UNITS	221



**FROM ONLY  
£141.01  
+VAT**



**FROM ONLY  
£361.04  
+VAT**



**FROM ONLY  
£542.41  
+VAT**



**QUALITY PRODUCTS**

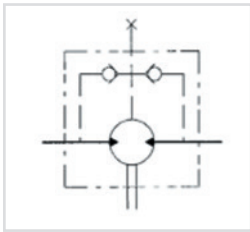


**FREE ADVICE**

**FOR SALES  
& ADVICE  
CALL US  
01584  
876033**

# M+S HYDRAULIC MOTOR SERIES EPMM

www.flowfitonline.com  
TECH. DATA SHEET  
**MSM01**



M+S Hydraulic motors are one of the top quality hydraulic motors available on the Worldwide market today.

Suitable for many low-speed applications, eliminating gears, shafts, chains, belts, pulleys and other speed reduction components. All motors are compact and light in weight in proportion to the torque and power delivered, all motors are fully reversible and fully interchangeable with all other brands on the market.

Use these Hydraulic Motors on machine tools, augers, drilling/tapping machines, conveyors, sweepers, fans etc. Compact size fits almost anywhere.

Interchangeable with danfoss OMM range of hydraulic motors.

2 YEARS MANUFACTURERS WARRANTY ON ALL M+S PRODUCTS

TYPE		EPMM	EPMM	EPMM	EPMM	EPMM	EPMM
		8	12.5	20	32	40	50
Displacement [cm <sup>3</sup> /REV]		8,2	12,9	20	31,8	40	50
Max. Speed [RPM]	Cont.	1950	1550	1000	630	500	400
	Int.(1)	2440	1940	1250	790	625	500
Max. Torque [daNm]	Cont.	1,1	1,6	2,5	4,0	4,1	4,5
	Int.(1)	1,5	2,3	3,5	5,7	5,7	5,8
	Peak (2)	2,1	3,3	5,1	6,4	6,6	8
Max. Output Power [kW]	Cont.	1,8	2,4	2,4	2,4	1,8	1,7
	Int.(1)	2,6	3,2	3,2	3,2	3,0	2,1
Max. Pressure Drop [bar]	Cont	105	105	105	105	82,5	70
	Int.(1)	140	140	140	140	110	90
	Peak (2)	200	200	200	200	140	125
Max.Oil flow [l/min]	Cont	16	20	20	20	20	20
	Int.(1)	20	25	25	25	25	25
Max. Input Pressure [bar]	Cont.	140	140	140	140	140	140
	Int.(1)	175	175	175	175	175	175
Weight [kg]		1.9	2	2.1	2.2	2.3	2.4

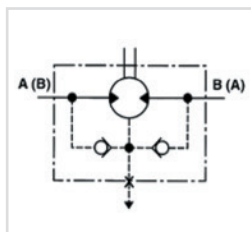
PART NUMBER	DESCRIPTION	NETT. PRICE	
		£ STERLING	€ EUROS
EPMM12,5C	Hydraulic motor EPMM12,5C, 12.9ccm/REV, shaft 16mm, G 3/8" BSP, rear ports	£133.67	€ 180.45
EPMM20C	Hydraulic motor EPMM20C, 19.9ccm/REV, shaft 16mm, G 3/8" BSP, rear ports	£135.89	€ 183.45
EPMM32C	Hydraulic motor EPMM32C, 31.8ccm/REV, shaft 16mm, G 3/8" BSP, rear ports	£138.21	€ 186.58
EPMM40C	Hydraulic motor EPMM40C, 40ccm/REV, shaft 16mm, G 3/8" BSP, rear ports	£147.63	€ 199.30
EPMM50C	Hydraulic motor EPMM50C, 50ccm/REV, shaft 16mm, G 3/8" BSP, rear ports	£165.15	€ 222.95
EPMM8C	Hydraulic motor EPMM8C, 8.2ccm/REV, shaft 16mm, G 3/8" BSP, rear ports	£131.49	€ 177.51
EPMM12,5CK	Hydraulic motor EPMM12,5CK, 12.9ccm/REV, shaft 14mm, G 3/8" BSP, rear ports	£133.67	€ 180.45
EPMM20CK	Hydraulic motor EPMM20CK, 19.9ccm/REV, shaft 14mm, G 3/8" BSP, rear ports	£135.89	€ 183.45
EPMM32CK	Hydraulic motor EPMM32CK, 31.8ccm/REV, shaft 14mm, G 3/8" BSP, rear ports	£138.21	€ 186.58
EPMM40CK	Hydraulic motor EPMM40CK, 40ccm/REV, shaft 14mm, G 3/8" BSP, rear ports	£147.63	€ 199.30
EPMM50CK	Hydraulic motor EPMM50CK, 50ccm/REV, shaft 14mm, G 3/8" BSP, rear ports	£165.15	€ 222.95
EPMM8CK	Hydraulic motor EPMM8CK, 8.2ccm/REV, shaft 14mm, G 3/8" BSP, rear ports	£131.49	€ 177.51
EPMMS12,5C	Hydraulic motor EPMM12,5C, 12.9ccm/REV, shaft 16mm, G 3/8" BSP, side ports	£133.67	€ 180.45
EPMMS20C	Hydraulic motor EPMM20C, 19.9ccm/REV, shaft 16mm, G 3/8" BSP, side ports	£135.89	€ 183.45
EPMMS32C	Hydraulic motor EPMM32C, 31.8ccm/REV, shaft 16mm, G 3/8" BSP, side ports	£138.21	€ 186.58
EPMMS40C	Hydraulic motor EPMM40C, 40ccm/REV, shaft 16mm, G 3/8" BSP, side ports	£147.63	€ 199.30
EPMMS50C	Hydraulic motor EPMM50C, 50ccm/REV, shaft 16mm, G 3/8" BSP, side ports	£165.15	€ 222.95
EPMMS8C	Hydraulic motor EPMM8C, 8.2ccm/REV, shaft 16mm, G 3/8" BSP, side ports	£131.49	€ 177.51
EPMMS12,5CK	Hydraulic motor EPMM12,5CK, 12.9ccm/REV, shaft 14mm, G 3/8" BSP, side ports	£133.67	€ 180.45
EPMMS20CK	Hydraulic motor EPMM20CK, 19.9ccm/REV, shaft 14mm, G 3/8" BSP, side ports	£135.89	€ 183.45
EPMMS32CK	Hydraulic motor EPMM32CK, 31.8ccm/REV, shaft 14mm, G 3/8" BSP, side ports	£138.21	€ 186.58
EPMMS40CK	Hydraulic motor EPMM40CK, 40ccm/REV, shaft 14mm, G 3/8" BSP, side ports	£147.63	€ 199.30
EPMMS50CK	Hydraulic motor EPMM50CK, 50ccm/REV, shaft 14mm, G 3/8" BSP, side ports	£165.15	€ 222.95
EPMMS8CK	Hydraulic motor EPMM8CK, 8.2ccm/REV, shaft 14mm, G 3/8" BSP, side ports	£131.49	€ 177.51

For all other M+S prices please contact the Flowfit sales team.



# M+S HYDRAULIC MOTOR SERIES EPM

www.flowfitonline.com  
TECH. DATA SHEET  
**MSM02**



M+S Hydraulic motors are one of the top quality hydraulic motors available on the Worldwide market today.

Suitable for many low-speed applications, eliminating gears, shafts, chains, belts, pulleys and other speed reduction components. All motors are compact and light in weight in proportion to the torque and power delivered, all motors are fully reversible and fully interchangeable with all other brands on the market.

2 YEARS MANUFACTURERS WARRANTY ON ALL M+S PRODUCTS

TYPE		EPM	EPM	EPM	EPM	EPM	EPM	EPM	EPM	EPM	EPM	EPM	EPM	EPM	
		25	32	40	50	80	100	125	160	200	250	315	400	500	630
Displacement [cm <sup>3</sup> /REV]		25	32	40	49,5	79,2	99	123,8	158,4	198	247,5	316,8	396	495	623,6
Max. Speed [RPM]	Cont	1600	1560	1500	1210	755"	605	486	378	303	242	190	150	120	95
	Int.(3)	1815	1720	1750	1515	945	755	605	472	378	303	236	189	150	120
Max. Torque [daNm]	Cont.	3,3	4,3	6,2	9,4	15,1	19,3	23,7	31,3	36,6	38	38	36	39	44
	Int.(3)	4,7	6,1	8,2	11,9	19,5	23,7	29,8	37,8	45,6	58,3	56	59	57	64
	Peak (4)	6,7	8,6	10,7	14,3	22,4	27,5	36,5	43,8	55	68,5	85	85,4	78	82
Max. Output Power [kW]	Cont.	4,5	5,8	8,4	10,1	10,2	10,5	10,2	10,1	10	7,5	5,8	4,6	3,5	3,3
	Int.(3)	6,1	7,8	11,6	12,2	12,5	12,8	12	12,1	12	12	9	7,8	7,2	5,6
Max. Pressure Drop [bar]	Cont	100	100	120	140	140	140	140	140	140	110	90	70	60	55
	Int.(3)	140	140	155	175	175	175	175	175	175	175	140	115	90	80
	Peak (4)	225	225	225	225	225	225	225	225	225	225	225	180	130	110
Max. Oil flow [l/min]	Cont	40	50	60	60	60	60	60	60	60	60	60	60	60	60
	Int.(3)	45	55	70	75	75	75	75	75	75	75	75	75	75	75
Max. Input Pressure bar [PSI]	Cont.	175	175	175	175	175	175	175	175	175	175	175	175	140	140
	Int.(3)	200	200	200	200	200	200	200	200	200	200	200	200	175	175
	Peak (4)	225	225	225	225	225	225	225	225	225	225	225	225	225	225
Max. Return Pressure [bar]	Cont	175	175	175	175	175	175	175	175	175	175	175	175	140	140
	Int.	200	200	200	200	200	200	200	200	200	200	200	200	175	175
	Peak	225	225	225	225	225	225	225	225	225	225	225	225	225	225
Weight [kg]		5,6	5,6	5,7	5,8	5,9	6,1	6,2	6,4	6,6	6,8	7,1	7,6	8,9	9,5

PART NUMBER	DESCRIPTION	NETT. PRICE	
		£ STERLING	€ EUROS
EPM025CD	HYDRAULIC MOTOR 25CCM/REV, 25MM SHAFT 1/2" BSP PORTS SAE A, HPS	£141.05	€ 190.42
EPM032CD	HYDRAULIC MOTOR 32CCM/REV, 25MM SHAFT 1/2" BSP PORTS SAE A, HPS	£149.24	€ 201.47
EPM040CD	HYDRAULIC MOTOR 40CCM/REV, 25MM SHAFT 1/2" BSP PORTS SAE A, HPS	£143.51	€ 193.74
EPM050CD	HYDRAULIC MOTOR 50CCM/REV, 25MM SHAFT 1/2" BSP PORTS SAE A, HPS	£144.62	€ 195.24
EPM080CD	HYDRAULIC MOTOR 80CCM/REV, 25MM SHAFT 1/2" BSP PORTS SAE A, HPS	£148.51	€ 200.49
EPM100CD	HYDRAULIC MOTOR 100CCM/REV, 25MM SHAFT 1/2" BSP PORTS SAE A, HPS	£151.10	€ 203.99
EPM125CD	HYDRAULIC MOTOR 125CCM/REV, 25MM SHAFT 1/2" BSP PORTS SAE A, HPS	£155.04	€ 209.30
EPM160CD	HYDRAULIC MOTOR 160CCM/REV, 25MM SHAFT 1/2" BSP PORTS SAE A, HPS	£158.93	€ 214.56
EPM200CD	HYDRAULIC MOTOR 200CCM/REV, 25MM SHAFT 1/2" BSP PORTS SAE A, HPS	£164.10	€ 221.54
EPM250CD	HYDRAULIC MOTOR 250CCM/REV, 25MM SHAFT 1/2" BSP PORTS SAE A, HPS	£167.98	€ 226.77
EPM315CD	HYDRAULIC MOTOR 315CCM/REV, 25MM SHAFT 1/2" BSP PORTS SAE A, HPS	£171.90	€ 232.07
EPM400CD	HYDRAULIC MOTOR 400CCM/REV, 25MM SHAFT 1/2" BSP PORTS SAE A, HPS	£178.39	€ 240.83
EPM500CD	HYDRAULIC MOTOR 500CCM/REV, 25MM SHAFT 1/2" BSP PORTS SAE A, HPS	£217.65	€ 293.83
EPM630CD	HYDRAULIC MOTOR 630CCM/REV, 25MM SHAFT 1/2" BSP PORTS SAE A, HPS	£253.47	€ 342.18
EPM025COD	HYDRAULIC MOTOR 25.4CCM/REV, 25.4MM SHAFT 1/2" BSP PORTS SAE A, HPS	£141.05	€ 190.42

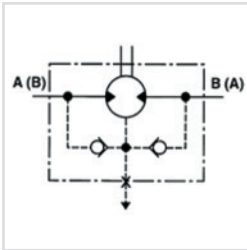
Continued on next page

PART NUMBER	DESCRIPTION	NETT. PRICE	
		£ STERLING	€ EUROS
EPM032COD	HYDRAULIC MOTOR 32CCM/REV, 25.4MM SHAFT 1/2" BSP PORTS SAE A, HPS	£149.24	€ 201.47
EPM040COD	HYDRAULIC MOTOR 40CCM/REV, 25.4MM SHAFT 1/2" BSP PORTS SAE A, HPS	£143.51	€ 193.74
EPM050COD	HYDRAULIC MOTOR 50CCM/REV, 25.4MM SHAFT 1/2" BSP PORTS SAE A, HPS	£144.62	€ 195.24
EPM080COD	HYDRAULIC MOTOR 80CCM/REV, 25.4MM SHAFT 1/2" BSP PORTS SAE A, HPS	£148.51	€ 200.49
EPM100COD	HYDRAULIC MOTOR 100CCM/REV, 25.4MM SHAFT 1/2" BSP PORTS SAE A, HPS	£151.10	€ 203.99
EPM125COD	HYDRAULIC MOTOR 125.4CCM/REV, 25.4MM SHAFT 1/2" BSP PORTS SAE A, HPS	£155.04	€ 209.30
EPM160COD	HYDRAULIC MOTOR 160CCM/REV, 25.4MM SHAFT 1/2" BSP PORTS SAE A, HPS	£158.93	€ 214.56
EPM200COD	HYDRAULIC MOTOR 200CCM/REV, 25.4MM SHAFT 1/2" BSP PORTS SAE A, HPS	£164.10	€ 221.54
EPM250COD	HYDRAULIC MOTOR 25.40CCM/REV, 25.4MM SHAFT 1/2" BSP PORTS SAE A, HPS	£167.98	€ 226.77
EPM315COD	HYDRAULIC MOTOR 315CCM/REV, 25.4MM SHAFT 1/2" BSP PORTS SAE A, HPS	£171.90	€ 232.07
EPM400COD	HYDRAULIC MOTOR 400CCM/REV, 25.4MM SHAFT 1/2" BSP PORTS SAE A, HPS	£178.39	€ 240.83
EPM500COD	HYDRAULIC MOTOR 500CCM/REV, 25.4MM SHAFT 1/2" BSP PORTS SAE A, HPS	£217.65	€ 293.83
EPM630COD	HYDRAULIC MOTOR 630CCM/REV, 25.4MM SHAFT 1/2" BSP PORTS SAE A, HPS	£253.47	€ 342.18

For all other M+S prices please contact the Flowfit sales team.

## M+S HYDRAULIC MOTOR SERIES EPRM

www.flowfitonline.com  
TECH. DATA SHEET  
**MSM03**



M+S Hydraulic motors are one of the top quality hydraulic motors available on the Worldwide market today.

Suitable for many low-speed applications, eliminating gears, shafts, chains, belts, pulleys and other speed reduction components. All motors are compact and light in weight in proportion to the torque and power delivered, all motors are fully reversible and fully interchangeable with all other brands on the market.

Interchangeable with Danfoss OMR range of hydraulic motors.

2 YEARS MANUFACTURERS WARRANTY ON ALL M+S PRODUCTS

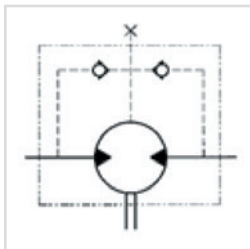
TYPE		EPRM	EPRM	EPRM	EPRM	EPRM	EPRM	EPRM	EPRM	EPRM
		50	80	100	125	160	200	250	315	400
Displacement [cm <sup>3</sup> /REV]		51,5	80,3	99,8	125,7	159,6	199,8	250,1	315,7	397
Max. Speed [RPM]	Cont.	775	750	600	475	375	300	240	190	150
	Int.(3)	970	940	750	600	470	375	300	240	190
Max. Torque [daNm]	Cont.	10	20	24	30	39	38,5	39	36	38
	Int.(3)	13	22	28	34	43	46	47	47	47
	Peak (4)	17	27	32	37	46	56	60	61	61
"Max. Output Power [kW]"	Cont.	7	12,5	13	12,5	11,5	9	8	5	4,8
	Int.(3)	8,5	15	15	14,5	14	12	9,5	8	6,8
Max. Pressure Drop [bar]	Cont.	140	175	175	175	175	140	110	85	65
	Int.(3)	175	200	200	200	200	175	140	115	90
	Peak (4)	225	225	225	225	225	225	200	150	115
Max. Oil flow [l/min]	Cont.	40	60	60	60	60	60	60	60	60
	Int.(3)	50	75	75	75	75	75	75	75	75
Max. Input Pressure [bar]	Cont.	175	175	175	175	175	175	175	175	175
	Int.(3)	200	200	200	200	200	200	200	200	200
	Peak (4)	225	225	225	225	225	225	225	225	225
Weight [kg]		6,8	6,9	7,2	7,3	7,5	8	8,4	9,1	9,8

PART NUMBER	DESCRIPTION	NETT. PRICE	
		£ STERLING	€ EUROS
EPRM050CD	HYDRAULIC MOTOR 50CCM/REV, 25MM SHAFT 1/2" BSP PORTS SAE A, HPS	£195.85	€ 264.40
EPRM080CD	HYDRAULIC MOTOR 80CCM/REV, 25MM SHAFT 1/2" BSP PORTS SAE A, HPS	£201.19	€ 271.61
EPRM100CD	HYDRAULIC MOTOR 100CCM/REV, 25MM SHAFT 1/2" BSP PORTS SAE A, HPS	£204.74	€ 276.40
EPRM125CD	HYDRAULIC MOTOR 125CCM/REV, 25MM SHAFT 1/2" BSP PORTS SAE A, HPS	£210.14	€ 283.69
EPRM160CD	HYDRAULIC MOTOR 160CCM/REV, 25MM SHAFT 1/2" BSP PORTS SAE A, HPS	£204.70	€ 276.35
EPRM200CD	HYDRAULIC MOTOR 200CCM/REV, 25MM SHAFT 1/2" BSP PORTS SAE A, HPS	£222.29	€ 300.09
EPRM250CD	HYDRAULIC MOTOR 250CCM/REV, 25MM SHAFT 1/2" BSP PORTS SAE A, HPS	£227.96	€ 307.75
EPRM315CD	HYDRAULIC MOTOR 315CCM/REV, 25MM SHAFT 1/2" BSP PORTS SAE A, HPS	£233.44	€ 315.14
EPRM400CD	HYDRAULIC MOTOR 400CCM/REV, 25MM SHAFT 1/2" BSP PORTS SAE A, HPS	£242.24	€ 327.02
EPRM050COD	HYDRAULIC MOTOR 50CCM/REV, 1" SHAFT 1/2" BSP PORTS SAE A, HPS	£195.85	€ 264.40
EPRM080COD	HYDRAULIC MOTOR 80CCM/REV, 1" SHAFT 1/2" BSP PORTS SAE A, HPS	£201.19	€ 271.61
EPRM100COD	HYDRAULIC MOTOR 100CCM/REV, 1" SHAFT 1/2" BSP PORTS SAE A, HPS	£204.74	€ 276.40
EPRM125COD	HYDRAULIC MOTOR 125CCM/REV, 1" SHAFT 1/2" BSP PORTS SAE A, HPS	£210.14	€ 283.69
EPRM160COD	HYDRAULIC MOTOR 160CCM/REV, 1" SHAFT 1/2" BSP PORTS SAE A, HPS	£204.70	€ 276.35
EPRM200COD	HYDRAULIC MOTOR 200CCM/REV, 1" SHAFT 1/2" BSP PORTS SAE A, HPS	£222.29	€ 300.09
EPRM250COD	HYDRAULIC MOTOR 250CCM/REV, 1" SHAFT 1/2" BSP PORTS SAE A, HPS	£227.96	€ 307.75
EPRM315COD	HYDRAULIC MOTOR 315CCM/REV, 1" SHAFT 1/2" BSP PORTS SAE A, HPS	£233.44	€ 315.14
EPRM400COD	HYDRAULIC MOTOR 400CCM/REV, 1" SHAFT 1/2" BSP PORTS SAE A, HPS	£242.24	€ 327.02

For all other M+S prices please contact the Flowfit sales team.

# M+S HYDRAULIC MOTOR SERIES EPMS

www.flowfitonline.com  
TECH. DATA SHEET  
**MSM04**



M+S Hydraulic motors are one of the top quality hydraulic motors available on the Worldwide market today.

Suitable for many low-speed applications, eliminating gears, shafts, chains, belts, pulleys and other speed reduction components. All motors are compact and light in weight in proportion to the torque and power delivered, all motors are fully reversible and fully interchangeable with all other brands on the market.

Interchangeable with Danfoss OMS range of Hydraulic Motors

2 YEARS MANUFACTURERS WARRANTY ON ALL M+S PRODUCTS

TYPE		EPMS	EPMS	EPMS	EPMS	EPMS	EPMS	EPMS	EPMS	EPMS	EPMS	EPMS
		80	100	125	160	200	250	315	400	475	525	565
Displacement [cc/REV]		80,5	100	125,7	159,7	200	250	314,9	397	474,6	522,7	564,9
Max. Speed [RPM]	Cont	810	750	600	470	375	300	240	190	160	145	130
	Int.(1)	1000	900	720	560	450	360	290	230	190	175	160
Max. Torque [daNm]	Cont.	24	30,5	37,5	49	61	72	82,5	86,5	85	85	85
	Int.(1)	31	39	49	60	72	87	100	99	99	99	99
Max. Output Power [kW]	Cont	15,5	18	18	16,5	16,5	14,5	15	11	8,4	7,6	6,9
	Int.(1)	19,5	22,8	22,5	23	22	18	17	12,5	11,3	10,4	9,6
Max. Pressure Drop [bar]	Cont.	210	210	210	210	210	200	200	160	130	115	105
	Int.(1)	275	275	275	275	275	250	240	190	150	135	125
	Peak (2)	295	295	295	295	295	270	260	210	170	155	145
Max. Oil flow [l/min]	Cont	65	75	75	75	75	75	75	75	75	75	75
	Int.(1)	80	90	90	90	90	90	90	90	90	90	90
Max. Input Pressure [bar]	Cont.	230	230	230	230	230	230	230	230	230	230	230
	Int.(1)	295	295	295	295	295	295	295	295	295	295	295
	Peak (2)	300	300	300	300	300	300	300	300	300	300	300
Weight [kg]		9,9	10,1	10,4	10,8	11,2	11,7	12,4	13,1	14,1	14,6	15

(1) Intermittent operation rating applies to 6 sec. of every minute

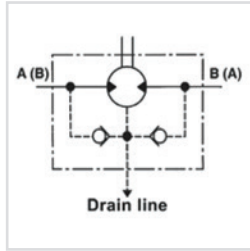
(2) Peak load rating applies to 0,6 sec of every minute

PART NUMBER	DESCRIPTION	NETT. PRICE	
		£ STERLING	€ EUROS
EPMS080C	HYDRAULIC MOTOR 80CCM/REV, 32MM SHAFT 1/2" BSP PORTS STD 4 BOLT MOUNT	£303.30	€ 409.46
EPMS100C	HYDRAULIC MOTOR 100CCM/REV, 32MM SHAFT 1/2" BSP PORTS STD 4 BOLT MOUNT	£307.42	€ 415.02
EPMS125C	HYDRAULIC MOTOR 125CCM/REV, 32MM SHAFT 1/2" BSP PORTS STD 4 BOLT MOUNT	£312.22	€ 421.50
EPMS160C	HYDRAULIC MOTOR 160CCM/REV, 32MM SHAFT 1/2" BSP PORTS STD 4 BOLT MOUNT	£319.36	€ 431.14
EPMS200C	HYDRAULIC MOTOR 200CCM/REV, 32MM SHAFT 1/2" BSP PORTS STD 4 BOLT MOUNT	£324.71	€ 438.36
EPMS250C	HYDRAULIC MOTOR 250CCM/REV, 32MM SHAFT 1/2" BSP PORTS STD 4 BOLT MOUNT	£330.49	€ 446.16
EPMS315C	HYDRAULIC MOTOR 315CCM/REV, 32MM SHAFT 1/2" BSP PORTS STD 4 BOLT MOUNT	£349.68	€ 472.07
EPMS400C	HYDRAULIC MOTOR 400CCM/REV, 32MM SHAFT 1/2" BSP PORTS STD 4 BOLT MOUNT	£367.51	€ 496.14

For all other M+S prices please contact the Flowfit sales team.



# M+S HYDRAULIC MOTOR SERIES EPMT



M+S Hydraulic motors are one of the top quality hydraulic motors available on the Worldwide market today.

Suitable for many low-speed applications, eliminating gears, shafts, chains, belts, pulleys and other speed reduction components. All motors are compact and light in weight in proportion to the torque and power delivered, all motors are fully reversible and fully interchangeable with all other brands on the market.

Hydraulic motor, 160cc 4 bolt mount, 40mm straight keyed shaft.

Interchangeable with Danfoss OMT Hydraulic motors

2 YEARS MANUFACTURERS WARRANTY ON ALL M+S PRODUCTS

TYPE		EPMT	EPMT	EPMT	EPMT	EPMT	EPMT	EPMT	EPMT
		160	200	250	315	400	500	630	725
Displacement [cm <sup>3</sup> /REV]		161,1	201,4	251,8	326,3	410,9	523,6	631,2	724,3
Max. Speed [RPM]	Cont.	622	620	496	382	304	238	197	172
	Int.(1)	775	752	601	461	368	289	234	209
Max. Torque [daNm]	Cont.	47	59	73	95	108	122	130	127
	Int.(1)	56	71	88	114	126	137	148	147
	Peak (2)	66	82	102	133	144	160	176	175
Max. Output Power [kW]	Cont.	26,5	33,5	33,5	33,5	30	26,5	24,3	20,2
	Int.(1)	32	40	40	40	35	30	27,5	26,8
Max. Pressure Drop [bar]	Cont.	200	200	200	200	180	160	140	120
	Int.(1)	240	240	240	240	210	180	160	140
	Peak (2)	280	280	280	280	240	210	190	165
Max. Oil flow [l/min]	Cont	100	125	125	125	125	125	125	125
	Int.(1)	125	150	150	150	150	150	150	150
Weight [kg]		20	21,5	21	22	23	24	23,5	24,5

(1) Intermittend operation rating applies to 6 sec. of every minute

(2) Peak load rating applies to 0,6 sec of every minute

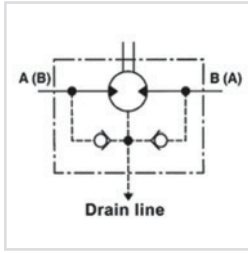
PART NUMBER	DESCRIPTION	NETT. PRICE	
		£ STERLING	€ EUROS
EPMT160C	HYDRAULIC MOTOR 160CCM/REV, 40MM SHAFT 1/2" BSP PORTS STD 4 BOLT MOUNT	£542.41	€ 732.25
EPMT200C	HYDRAULIC MOTOR 200CCM/REV, 40MM SHAFT 1/2" BSP PORTS STD 4 BOLT MOUNT	£553.99	€ 747.89
EPMT250C	HYDRAULIC MOTOR 250CCM/REV, 40MM SHAFT 1/2" BSP PORTS STD 4 BOLT MOUNT	£571.61	€ 771.67
EPMT315C	HYDRAULIC MOTOR 315CCM/REV, 40MM SHAFT 1/2" BSP PORTS STD 4 BOLT MOUNT	£586.32	€ 791.53
EPMT400C	HYDRAULIC MOTOR 400CCM/REV, 40MM SHAFT 1/2" BSP PORTS STD 4 BOLT MOUNT	£609.76	€ 823.18
EPMT500C	HYDRAULIC MOTOR 500CCM/REV, 40MM SHAFT 1/2" BSP PORTS STD 4 BOLT MOUNT	£650.79	€ 878.57
EPMT630C	HYDRAULIC MOTOR 630CCM/REV, 40MM SHAFT 1/2" BSP PORTS STD 4 BOLT MOUNT	£679.31	€ 917.07
EPMT725C	HYDRAULIC MOTOR 725CCM/REV, 40MM SHAFT 1/2" BSP PORTS STD 4 BOLT MOUNT	£715.60	€ 966.06

For all other M+S prices please contact the Flowfit sales team.



# M+S HYDRAULIC MOTOR SERIES EPMV

www.flowfitonline.com  
TECH. DATA SHEET  
**MSM06**



M+S Hydraulic motors are one of the top quality hydraulic motors available on the Worldwide market today.

Suitable for many low-speed applications, eliminating gears, shafts, chains, belts, pulleys and other speed reduction components. All motors are compact and light in weight in proportion to the torque and power delivered, all motors are fully reversible and fully interchangeable with all other brands on the market.

Interchangeable with danfoss OMV series motors

2 YEARS MANUFACTURERS WARRANTY ON ALL M+S PRODUCTS

TYPE	FFPMT		EPMV		EPMV		EPMV			
	315		400		500		630			
Displacement [cm <sup>3</sup> /REV]	314,5		400,9		499,6		629,1		801,8	
Max. Speed [RPM]	Cont.	510	500	400	320	250				
	Int.(1)	630	600	480	380	300				
Max. Torque [daNm]	Cont.	92	118	146	166	188				
	Int.(1)	111	141	176	194	211				
	Peak (2)	129	164	205	221	247				
"Max. Output Power [kW]"	Cont.	42,5	53,5	53,5	48	42,5				
	Int.(1)	51	64	64	56	48				
Max. Pressure Drop [bar]	Cont.	200	200	200	180	160				
	Int.(1)	240	240	240	210	180				
	Peak(2)	280	280	280	240	210				
"Max. Oil flow [l/min]"	Cont.	160	200	200	200	200				
	Int.(1)	200	240	240	240	240				
Weight [kg]	31,8		32,6		33,5		34,9		36,5	

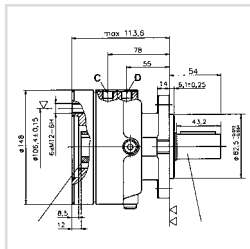
PART NUMBER	DESCRIPTION	NETT. PRICE	
		£ STERLING	€ EUROS
EPMV315C	HYDRAULIC MOTOR 315CCM/REV, 50MM SHAFT 1" BSP PORTS STD 4 BOLT MOUNT	£773.42	€ 1,044.12
EPMV400C	HYDRAULIC MOTOR 400CCM/REV, 50MM SHAFT 1" BSP PORTS STD 4 BOLT MOUNT	£804.31	€ 1,085.82
EPMV500C	HYDRAULIC MOTOR 500CCM/REV, 50MM SHAFT 1" BSP PORTS STD 4 BOLT MOUNT	£858.39	€ 1,158.83
EPMV630C	HYDRAULIC MOTOR 630CCM/REV, 50MM SHAFT 1" BSP PORTS STD 4 BOLT MOUNT	£1,005.14	€ 1,356.94
EPMV800C	HYDRAULIC MOTOR 800CCM/REV, 50MM SHAFT 1" BSP PORTS STD 4 BOLT MOUNT	£1,059.00	€ 1,429.65

For all other M+S prices please contact the Flowfit sales team.



## ELB BRAKES

www.flowfitonline.com  
TECH. DATA SHEET  
**MSM07**



Hydraulic Disc Brakes are designed for use with heavy duty machinery and off-highway vehicles in the construction, material handling, agriculture, mining, sanitation and timber industries. They are also used in a multitude of winching applications and in hydrostatic engine drive systems.

The Hydraulic Disk Brake is sprung loaded to apply the brake, and hydraulic pressure is required to release the brake. Normal operation is to have the brake pressurized in the released position with the vehicle hydraulic system running. Any function which reduced the hydraulic system pressure below the release pressure of the brake will allow the springs to apply the brake.

This brake is designed to be a parking brake only. Dynamic braking is not recommended.

**Code example**

**ELB288-**  
MOTOR TYPE

**43-**  
SIZE

**C**  
OUTPUT SHAFT OPTION

### OUTPUT SHAFT OPTIONS

ELB288		ELB289/90		ELB314/315	
C	25mm straight keyed shaft	CB	32mm straight keyed shaft	C	40mm straight keyed shaft
CO	1" straight keyed shaft	KB	35mm dia 1:10 taper shaft	CO	1 1/2" straight keyed shaft
SH	1" 6B splined shaft			SH	1 1/2" 17T splined shaft
				K	45mm dia 1:10 taper shaft

PART NUMBER		SIZE										
		7	14	21	29	32	43	63	65	85	110	130
TYPE ELB 288 -***-***	EPM, EPRM, EPMS	*	*	*		*	*	*				
TYPE ELB 289 -***-***	EPMS (standard mount)			*		*	*					
TYPE ELB 290 -***-***	EPMS (wheel mount)			*		*	*					
TYPE ELB 314 -***-***	EPMTS (standard mount)			*	*		*	*	*	*	*	*
TYPE ELB 315 -***-***	EPMTS (wheel mount)			*	*		*	*	*	*	*	*
Static torque, [daNm]		6-8	13-15	20-22	28-29	31-34	42-45	61-64	61-70	83-92	108-118	126-136
Opening pressure min, [bar]		4-5	8-9	12-13	6-7	18-20	24-26	38-39	13-15	18-20	23-25	27-29
Opening pressure max, [bar]												300

## HKU & HKUS STEERING UNITS

www.flowfitonline.com  
TECH. DATA SHEET  
**MSM08**



The M+S Hydraulic Hydrostatic Steering units are used in low-speed vehicles which driving speed does not exceed 60 km/h - such as : building machines, fork-lift trucks, harvesting machines, off-highway equipment and others. These hydraulic units amplify the torque to the steering wheels, with no need of hard mechanical connection.

The XY hydrostatic steering unit incorporates an axially displaced tracing valve and a metering pump in one housing. The working liquid is supplied by a separate pump and then is directed by the metering pump to the steering cylinders.

The XY steering unit is manufactured with a built-in check valves, and there is an option for a built-in relief valve in the inlet.


**VARIOUS OPTIONS AVAILABLE.  
PLEASE CONTACT US FOR FURTHER DETAILS.**




**HYDRAULIC MOTORS**

# BOLT ON HYDRAULIC VALVES TO SUIT FLOWFIT AND M+S HYDRAULIC MOTORS


PRODUCT	PAGE
BDR TYPE	223
BDS TYPE	223
BVR TYPE	224



**FROM ONLY**  
**£139.43**  
+VAT



**FROM ONLY**  
**£55.71**  
+VAT



**FROM ONLY**  
**£57.21**  
+VAT



**QUALITY PRODUCTS**



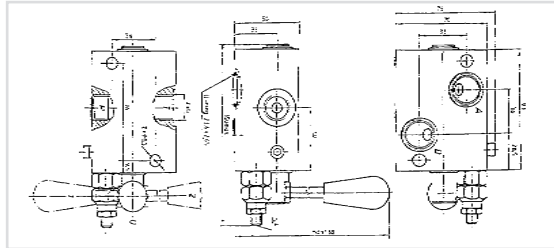
**FREE ADVICE**



**BDR TYPE**

**MOTOR MOUNTED, LEVER OPERATED DIRECTIONAL CONTROL VALVES C/W 3 POSITION DETENT KIT**

www.flowfitonline.com  
TECH. DATA SHEET  
**BOHV1**



Manifold mounts directly onto ports of EPM & EPRM (OMP & OMR) motor.

**TECHNICAL DATA**

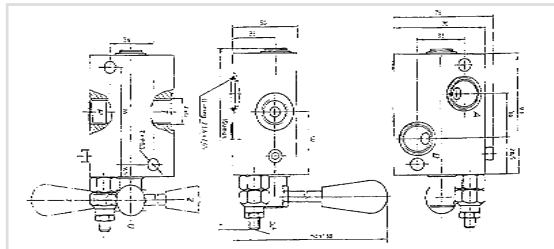
- Nominal flow rate 25 l/min for X = 38
- Nominal flow rate 50 l/min for X = 12
- Nominal pressure 210 bar
- Relief valve variation ratio 10-250 bar

PART NO.	FLOW L/MIN	NOMINAL PRESSURE (BAR)	NETT. PRICE	
			£ STERLING	€ EUROS
BDR-38-04	25	210	£139.43	€ 188.23
BDR-38-05	25	210	£139.43	€ 188.23
BDR-12-04	50	210	£139.43	€ 188.23
BDR-12-05	50	210	£139.43	€ 188.23

**BDS TYPE**

**MOTOR MOUNTED, LEVER OPERATED DIRECTIONAL CONTROL VALVES C/W 3 POSITION DETENT KIT AND INTEGRAL RELIEF VALVE**

www.flowfitonline.com  
TECH. DATA SHEET  
**BOHV2**



Manifold mounts directly onto ports of EPMS (OMS) motor.

**TECHNICAL DATA**

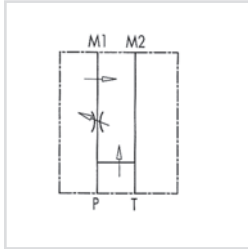
- Nominal flow rate 25 l/min for X = 38
- Nominal flow rate 50 l/min for X = 12
- Nominal pressure 210 bar
- Relief valve variation ratio 10-250 bar

PART NO.	FLOW L/MIN	NOMINAL PRESSURE (BAR)	NETT. PRICE	
			£ STERLING	€ EUROS
BDS-38-04	25	210	£139.43	€ 188.23
BDS-38-05	25	210	£139.43	€ 188.23
BDS-12-04	50	210	£139.43	€ 188.23
BDS-12-05	50	210	£139.43	€ 188.23

*If the part number is not listed please ask the Flowfit Sales Team*

## 3 PORT FLOW CONTROL VALVE EXCESS TO TANK FLANGEABLE ON DANFOSS MOTORS OMP/OMR

www.flowfitonline.com  
TECH. DATA SHEET  
**BOHV3**



### USE AND OPERATION

This valve enables to keep "P" flow constant to a certain setting, independently of the required pressure or the inlet flow of the valve. Exceeded flow is drained directly in T (tank).

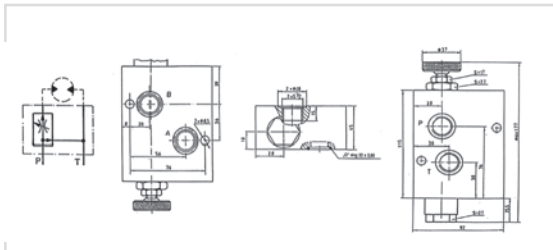
Body: zinc-plated steel, Internal parts: Hardened and ground steel, Seals: Buna N standard, Tightness: By diameter combination. Minor leakage (few drops per minute), Applications: Connect M1 and M2 to the motor and P and T to the pressure.

PART NO.	TYPE	BSP PORTS	MAX INLET FLOW	MAX ADJUSTED FLOW	MAX PRESSURE (BAR)	NETT. PRICE	
						£ STERLING	€ EUROS
V1121	RFP3 1/2" OMP/OMR	1/2"	50 L/MIN	30 L/MIN	350	£82.55	€ 111.44

## BVR TYPE

## BVR TYPE MOTOR MOUNTED PRESSURE COMPENSATED FLOW CONTROL VALVE

www.flowfitonline.com  
TECH. DATA SHEET  
**BOHV4**

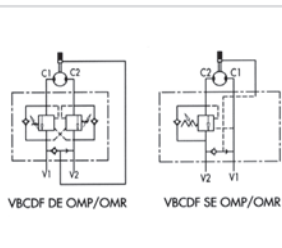


Manifold mounts directly onto ports of EPM and EPRM (OMP + OMR MOTORS)

PART NO.	FLOW L/MIN	MAX PRESSURE (BAR)	PRICE	
			£ STERLING	€ EUROS
BV/R/12/05	100	250	£132.98	€ 179.53

## OVERCENTRE VALVES FLANGEABLE ON DANFOSS MOTORS OMP/OMR

www.flowfitonline.com  
TECH. DATA SHEET  
**BOHV5**

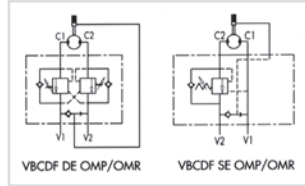


Direct flange is ideal for Danfoss motor type omp-omr and provides a maximum safety, very low pressure drops and solid installation

CODE	TYPE	PILOT RATIO	MAX FLOW L/MIN	MAX PRESSURE BAR	NETT. PRICE	
					£ STERLING	€ EUROS
V0415	VBCDF 1/2" SE OMP-OMR	1:4,5	50	350	£57.21	€ 77.23
V0425	VBCDF 1/2" DE OMP-OMR	1:4,5	50	350	£100.66	€ 135.89
V0415/SF	VBCDF 1/2" SE OMP-OMR SF/ BRAKE UNCLAPING	1:4,5	50	350	£63.30	€ 85.46
V0425/SF	VBCDF 1/2" DE OMP-OMR SF/ BRAKE UNCLAPING	1:4,5	50	350	£102.07	€ 137.79

NB. BRAKE UNCLAPING MEANS " A MECHANICAL FAIL SAFE BRAKE "

## OVERCENTRE VALVES FLANGEABLE ON DANFOSS MOTORS OMS

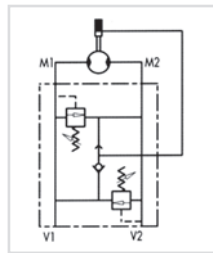



Direct flange is ideal for Danfoss motors type oms and provides a maximum safety, very low pressure drops and solid installation

CODE	TYPE	PILOT RATIO	MAX FLOW L/MIN	MAX PRESSURE BAR	NETT. PRICE	
					£ STERLING	€ EUROS
V0416	VBCDF 1/2" SE OMS	1:4,5	50	350	£55.71	€ 75.21
V0426	VBCDF 1/2" DE OMS	1:4,5	50	350	£90.89	€ 122.70
V0416/SF	VBCDF 1/2" SE OMS /SF BRAKE UNCLAPING	1:8	50	350	£60.69	€ 81.93
V0426/SF	VBCDF 1/2" DE OMS SF/ BRAKE UNCLAPING	1:8	50	350	£99.78	€ 134.70

NB. BRAKE UNCLAPING MEANS " A MECHANICAL FAIL SAFE BRAKE "

## DUAL CROSS RELIEF VALVE FLANGEABLE ON DANFOSS MOTORS OMS-OMP/OMR-OMT



### USE AND OPERATION

Made up by 2 relief valves with crossed tank, this valve is used to block pressure to a certain setting in the 2 ports of an actuator/hydraulic motor. It's ideal to provide protection against sudden shock pressures and to adjust different pressures in the 2 ports of an hydraulic circuit as well. Direct flange is ideal for Danfoss motors type OMS, OMP/OMR and OMT and provides a maximum safety, very low pressure drops and solid installation.

Body: Zinc-plated steel Internal parts: Hardened and ground steel, Seals: Buna N standard, Poppet type: minor leakage

Applications: Flange M1 and M2 directly to the motor and connect V1 and V2 to pressure flow.

ON REQUEST: Different setting range available (See table below) Other settings available (CODE/T: please specify the desired setting). Single acting with just 1 relief available (CODE/ SE). Brake unclaping (CODE/ SF)

CODE	TYPE	MAX FLOW L/MIN	MAX PRESSURE BAR	NETT. PRICE	
				£ STERLING	€ EUROS
V0490	VAU 1/2" OMS	50	300	£43.25	€ 58.39
V0500	VAU 1/2" OMP/OMR	60	300	£46.28	€ 62.48
V0505	VAU 3/4" OMT	100	300	£52.72	€ 71.17
V0490/SE	VAU 1/2" OMS SE/ SINGLE ACTING	50	300	£41.65	€ 56.23
V0500/SE	VAU 1/2" OMP/OMR SE/SINGLE ACTING	60	300	£43.01	€ 58.06
V0505/SE	VAU 3/4" OMT SE/SINGLE ACTING	100	300	£51.53	€ 69.57
V0490/T	VAU 1/2" OMS PRESSURE PRESET	50	300	£45.27	€ 61.11
V0500/T	VAU 1/2" OMP/OMR PRESSURE PRESET	60	300	£46.29	€ 62.49
V0505/T	VAU 3/4" OMT PRESSURE PRESET	100	300	£54.82	€ 74.01
V0490/V	VAU 1/2" OMS HANDKNOB	50	300	£47.40	€ 63.99
V0500/V	VAU 1/2" OMP/OMR HANDKNOB	60	300	£48.53	€ 65.52
V0505/V	VAU 3/4" OMT HANDKNOB	100	300	£47.03	€ 63.49
V0490/P	VAU 1/2" OMS SEALING CAP	50	300	£48.51	€ 65.49
V0500/P	VAU 1/2" OMP/OMR SEALING CAP	60	300	£49.49	€ 66.81
V0505/P	VAU 3/4" OMT SEALING CAP	100	300	£58.02	€ 78.33
V0490/SF	VAU 1/2" OMS SF/ BRAKE UNCLAPING	50	300	£48.33	€ 65.25
V0500/SF	VAU 1/2" OMP/OMR SF/ BRAKE UNCLAPING	60	300	£49.31	€ 66.57
V0505/SF	VAU 3/4" OMT SF/ BRAKE UNCLAPING	100	300	£57.87	€ 78.12

NB. BRACE UNCLAPING MEANS " A MECHANICAL FAIL SAFE BRAKE "

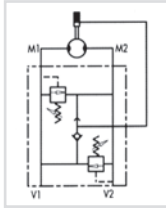
### SPRINGS

SETTING RANGE BAR	PRESSURE INCREASE ( BAR/TURN)	STANDARD SETTINGBAR
10 - 50*	7	30
20 - 100	12	75
10 - 180 (Standard)	30	90
50 - 250	45	130
80 - 300	50	150

\* = For setting less than 70 Bar Q = 12 l/m

# DUAL CROSS RELIEF VALVE FLANGEABLE ON SAMHYDRAULIK MOTORS AG - AR

www.flowfitonline.com  
TECH. DATA SHEET  
**BOHV8**



**USE AND OPERATION**

Made up by 2 relief valves with crossed tank, this valve is used to block pressure to a certain setting in the 2 ports of an actuator/hydraulic motor. It's ideal to provide protection against sudden shock pressures and to adjust different pressures in the 2 ports of an hydraulic circuit as well. Direct flange is ideal for Samhydraulic motors type AG - AR and provides a maximum safety, very low pressure drops and solid installation.

Body: Zinc-plated steel Internal parts: Hardened and ground steel, Seals: Buna N standard, Poppet type: minor leakage

Applications: Flange M1 and M2 directly to the motor and connect V1 and V2 to pressure flow.

ON REQUEST: Different setting range available (See table below) Other settings available (CODE/T: please specify the desired setting). Brake unclaping (CODE/ SF)

CODE	TYPE	MAX FLOW L/MIN	MAX PRESSURE BAR	NETT. PRICE	
				£ STERLING	€ EUROS
V0455	VAU 1" AG - AR	60	300	£43.24	€ 58.37
V0455/T	VAU 1" AG - AR PRESSURE PRESET	60	300	£45.21	€ 61.03
V0455/V	VAU 1" AG - AR HANDKNOB	60	300	£47.22	€ 63.75
V0455/P	VAU 1" AG - AR SEALING CAP	60	300	£48.22	€ 65.10
V0455/SF	VAU 1" AG - AR SF/ BRAKE UNCLAPING	60	300	£48.22	€ 65.10

BRAKE UNCLAPING MEANS " A MECHANICAL FAIL SAFE BRAKE "

**SPRINGS**

SETTING RANGE BAR	PRESSURE INCREASE ( BAR/TURN)	STANDARD SETTINGBAR
10 - 50*	7	30
20 - 100	12	75
10 - 180 (Standard)	30	90
50 - 250	45	130
80 - 300	50	150

\* = For setting less than 70 Bar Q = 12 l/m



## HYDRAULIC MOTORS

# GEAR MOTORS

PRODUCT	PAGE
GROUP 2	228
GROUP 3	229



FROM ONLY  
**£77.10**  
+VAT



**QUALITY PRODUCTS**



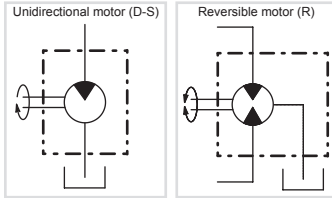
**FREE ADVICE**

**FLOWFIT**<sup>®</sup>  
**FREE SYSTEM  
EVALUATION**

Send us your requirements and we will do the rest

## GROUP 2

www.flowfitonline.com  
TECH. DATA SHEET  
**GM01**



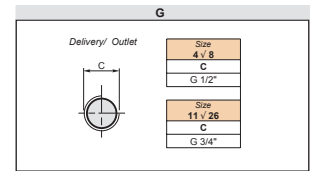
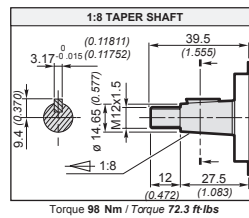
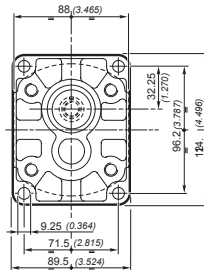
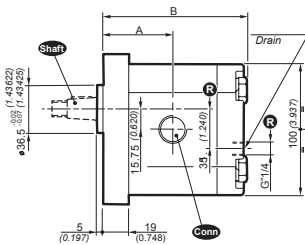
Motors with external gears from group 2 to group 3, divided into 17 displacements from 4 to 61,1cc, up to 270 bar of max working pressure and maximum speed up to 4000 rpm, with hydrostatic balance to reduce the axial slack.

Gear motors are available in unidirectional and reversible versions (reversible motors can be used same in serie circuit).

The motors are available in unidirectional D - S and reversible R version.

- Temperature 20°C + 65°C
- Max. temperature - 15 °C + 80°C
- Suction allowed pressure min. 0.7 max. 3 bar (absolute)

- Recommended viscosity 15 + 92 mm<sup>2</sup> /s
- Start max. viscosity 3000 mm<sup>2</sup> /s
- Filtering 26/23 150 ISO DIS 4406 until 2175 psi 23/20 ISO DIS 4406 for higher pressure

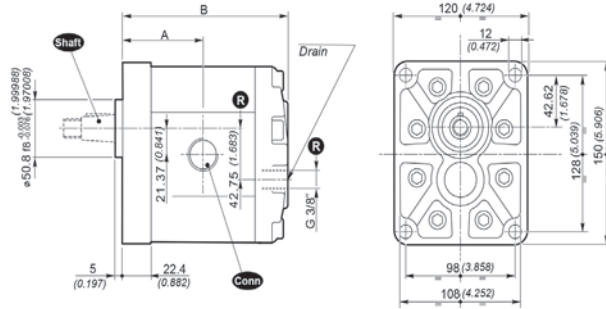


CLOCKWISE			
PART NUMBER	DISPLACEMENT (CC)	NETT. PRICE	
		£ STERLING	€ EUROS
2SMA4D10G	4	107.25	€ 144.79
2SMA6D10G	6	107.25	€ 144.79
2SMA8D10G	8.5	107.25	€ 144.79
2SMA11D10G	11	102.30	€ 138.11
2SMA14D10G	14	93.45	€ 126.16
2SMA16D10G	16.5	93.45	€ 126.16
2SMA19D10G	19.5	93.45	€ 126.16
2SMA22D10G	22.5	114.13	€ 154.08
2SMA26D10G	26	93.45	€ 126.16

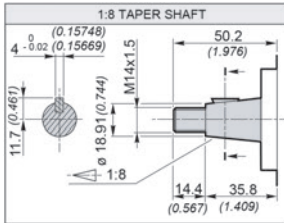
ANTI-CLOCKWISE			
PART NUMBER	DISPLACEMENT (CC)	NETT. PRICE	
		£ STERLING	€ EUROS
2SMA4S10G	4	77.10	€ 104.09
2SMA6S10G	6	93.45	€ 126.16
2SMA8S10G	8.5	93.45	€ 126.16
2SMA11S10G	11	93.45	€ 126.16
2SMA14S10G	14	93.45	€ 126.16
2SMA16S10G	16.5	93.45	€ 126.16
2SMA19S10G	19.5	93.45	€ 126.16
2SMA22S10G	22.5	114.13	€ 154.08
2SMA26S10G	26	93.45	€ 126.16

REVERSIBLE (WITH EXTERNAL DRAIN)			
PART NUMBER	DISPLACEMENT (CC)	NETT. PRICE	
		£ STERLING	€ EUROS
2SMA4R10G	4	107.25	€ 144.79
2SMA6R10G	6	115.50	€ 155.93
2SMA8R10G	8.5	138.11	€ 186.45
2SMA11R10G	11	115.50	€ 155.93
2SMA14R10G	14	115.50	€ 155.93
2SMA16R10G	16.5	115.50	€ 155.93
2SMA19R10G	19.5	115.50	€ 155.93
2SMA22R10G	22.5	115.50	€ 155.93
2SMA26R10G	26	115.50	€ 155.93

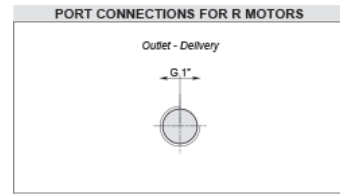
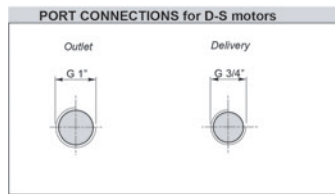
**GROUP 3**



www.flowfitonline.com  
TECH. DATA SHEET  
**GM02**



Torque 240 Nm / Torque 177 ft-lbs



CLOCKWISE			
PART NUMBER	DISPLACEMENT (CC)	NETT. PRICE	
		£ STERLING	€ EUROS
3SMA19D10G	19	£179.55	€ 242.39
3SMA22D10G	22.3	£179.55	€ 242.39
3SMA29D10G	29.3	£179.55	€ 242.39
3SMA33D10G	32.9	£179.55	€ 242.39
3SMA36D10G	36.4	£179.55	€ 242.39
3SMA44D10G	43.5	£218.95	€ 295.58
3SMA52D10G	51.7	£218.95	€ 295.58
3SMA62D10G	61.1	£179.55	€ 242.39

FOR ALL POWER CALCULATIONS AND PERFORMANCE GRAPHS PLEASE DOWNLOAD TECHNICAL DATA

ANTI-CLOCKWISE			
PART NUMBER	DISPLACEMENT (CC)	NETT. PRICE	
		£ STERLING	€ EUROS
3SMA19S10G	19	£179.55	€ 242.39
3SMA22S10G	22.3	£206.00	€ 278.10
3SMA29S10G	29.3	£179.55	€ 242.39
3SMA33S10G	32.9	£179.55	€ 242.39
3SMA36S10G	36.4	£179.55	€ 242.39
3SMA44S10G	43.5	£179.55	€ 242.39
3SMA52S10G	51.7	£179.55	€ 242.39
3SMA62S10G	61.1	£218.95	€ 295.58

REVERSIBLE (WITH EXTERNAL DRAIN)			
PART NUMBER	DISPLACEMENT (CC)	NETT. PRICE	
		£ STERLING	€ EUROS
3SMA19R10G	19	£208.95	€ 282.08
3SMA22R10G	22.3	£208.95	€ 282.08
3SMA29R10G	29.3	£208.95	€ 282.08
3SMA33R10G	32.9	£208.95	€ 282.08
3SMA36R10G	36.4	£208.95	€ 282.08
3SMA44R10G	43.5	£208.95	€ 282.08
3SMA52R10G	51.7	£208.95	€ 282.08
3SMA62R10G	61.1	£208.95	€ 282.08

**GEAR PUMPS, BELL HOUSING  
AND ELECTIC MOTORS**

# GEAR PUMPS

PRODUCT	PAGE
PUMPS GROUP 1	231
PUMPS GROUP 2	232
PUMPS GROUP 3	233
MULTIPLE TANDEM/TRIPLE HYDRAULIC PUMP KITS	234
PUMPS AND MOTORS ELBOW CONNECTORS	234



**FROM  
ONLY  
£76.65  
+VAT**



**FROM  
ONLY  
£89.25  
+VAT**



**QUALITY PRODUCTS**



**FREE ADVICE**



# GEAR PUMPS



Galtch gear pumps are manufactured in 29 displacements ranging from 09cc to 62cc and working pressures up to 320 bar.

Huge range of Group 1, Group 2 and Group 3 pumps are available in stock with 1:8 taper shafts, 4 bolt European flange and bsp ports as standard.

A huge range of pumps with various shafts, flanges and assembly covers fitted with flow control and pressure relief valves are available upon request

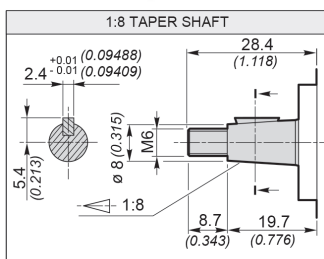
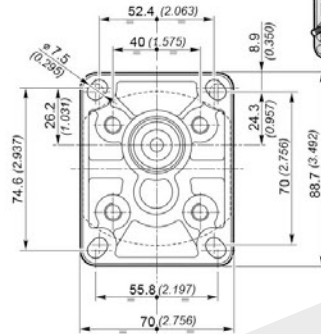
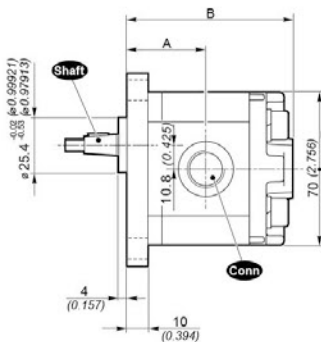
www.flowfitonline.com  
TECH. DATA SHEET  
**GP01**

## PUMPS GROUP 1

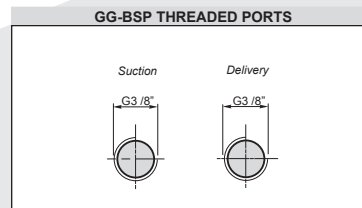
PART NUMBER	DISPLACEMENT [cm <sup>3</sup> /rev] (in <sup>3</sup> /rev)	MAX. WORKING PRESSURE			MAX. SPEED [g/min] (rpm)	MAX. FLOW [l/min] (Gal/min)	MIN. SPEED [g/min] (rpm)	MIN. FLOW [l/min] (Gal/min)	DIMENSIONS		MASS [Kg] (lbs)	NETT. PRICE	
		P1 [bar] (PSI)	P2 [bar] (PSI)	P3 [bar] (PSI)					A [mm] (inch)	B [mm] (inch)		£ STERLING	€ EUROS
1SPA0.9D10GG	0.89 (0.05)	240 (3480)	260 (3770)	290 (4205)	6000	5.3 (1.40)	600	0.49 (0.13)	34.80 (1.370)	73.6 (2.898)	0.91 (2.01)	£76.65	€ 103.48
1SPA1.2D10GG	1.18 (0.07)	240 (3480)	260 (3770)	290 (4205)	6000	7.1 (1.88)	600	0.65 (0.17)	35.35 (1.392)	74.7 (2.941)	0.93 (2.05)	£76.65	€ 103.48
1SPA1.6D10GG	1.6 (0.10)	240 (3480)	260 (3770)	290 (4205)	6000	9.6 (2.54)	400	0.61 (0.16)	36.20 (1.425)	76.4 (3.008)	0.95 (2.09)	£76.65	€ 103.48
1SPA2.0D10GG	2.0 (0.12)	220 (3190)	250 (3625)	270 (3915)	5500	11 (2.91)	400	0.76 (0.20)	36.95 (1.455)	77.9 (3.067)	0.97 (2.14)	£76.65	€ 103.48
1SPA2.5D10GG	2.5 (0.15)	220 (3190)	250 (3625)	270 (3915)	5000	12.5 (3.30)	400	0.95 (0.25)	37.95 (1.494)	79.9 (3.146)	1.00 (2.21)	£76.65	€ 103.48
1SPA3.2D10GG	3.2 (0.20)	210 (3045)	240 (3480)	260 (3770)	4500	14.4 (3.80)	400	1.21 (0.32)	39.30 (1.547)	82.6 (3.252)	1.04 (2.29)	£76.65	€ 103.48
1SPA3.7D10GG	3.7 (0.23)	210 (3045)	240 (3480)	260 (3770)	4000	14.8 (3.91)	400	1.40 (0.37)	40.30 (1.587)	84.6 (3.331)	1.07 (2.36)	£76.65	€ 103.48
1SPA4.2D10GG	4.2 (0.26)	190 (2755)	210 (3045)	230 (3335)	3500	14.7 (3.88)	400	1.60 (0.42)	41.25 (1.624)	86.5 (3.406)	1.10 (2.43)	£76.65	€ 103.48
1SPA5.0D10GG	5.0 (0.31)	180 (2610)	210 (3045)	230 (3335)	3000	15 (3.96)	400	1.90 (0.50)	42.80 (1.685)	89.6 (3.528)	1.14 (2.51)	£76.65	€ 103.48
1SPA6.3D10GG	6.3 (0.38)	170 (2465)	190 (2755)	210 (3045)	2700	17 (4.49)	400	2.39 (0.63)	45.35 (1.785)	94.7 (3.728)	1.22 (2.69)	£76.65	€ 103.48
1SPA7.8D10GG	7.76 (0.47)	170 (2465)	190 (2755)	210 (3045)	2500	19.4 (5.13)	400	2.95 (0.78)	48.20 (1.898)	100.4 (3.953)	1.30 (2.87)	£76.65	€ 103.48
1SPA9.8D10GG	9.78 (0.60)	150 (2175)	170 (2465)	190 (2755)	2000	19.6 (5.18)	400	3.71 (0.98)	52.15 (2.053)	108.3 (4.264)	1.41 (3.11)	£76.65	€ 103.48

\* Value collected during the testing at 1500 rpm

Dimensions mm (inch)



Torque 18 Nm / 13.3 ft.lbs



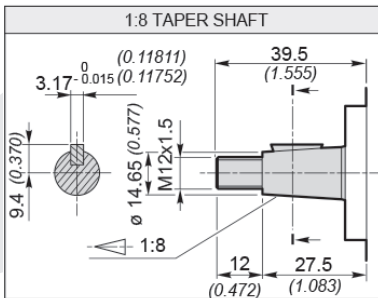
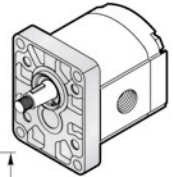
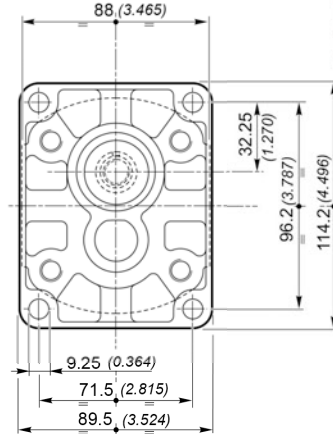
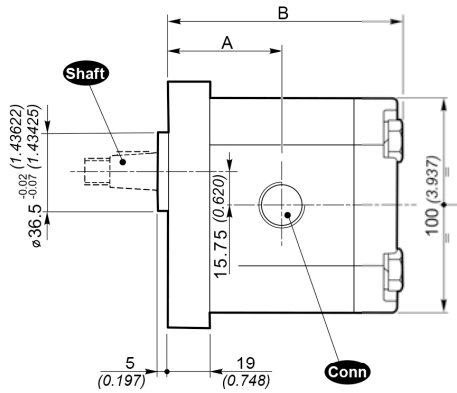
## PUMPS GROUP 2

www.flowfitonline.com  
TECH. DATA SHEET  
**GP02**

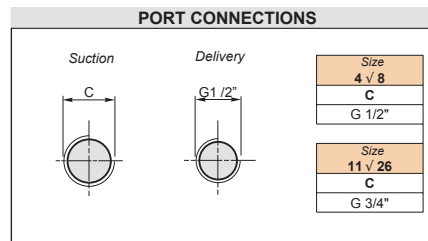
PART NUMBER	DISPLACEMENT [cm <sup>3</sup> /rev] (in <sup>3</sup> /rev)	MAX. WORKING PRESSURE			MAX. SPEED [g/min] (rpm)	MAX. FLOW [lt/min] (Gal/min)	MIN. SPEED [g/min] (rpm)	MIN. FLOW [lt/min] (Gal/min)	DIMENSIONS		MASS [Kg] (lbs)	NETT. PRICE	
		P1	P2	P3					A	B		£ STERLING	€ EUROS
		[bar] (PSI)	[bar] (PSI)	[bar] (PSI)					[mm] (inch)	[mm] (inch)			
2SPA4D10G	4 (0.24)	250 (3625)	270 (3915)	290 (4205)	4000	16 (4.23)	500	1.9 (0.50)	44.4 (1.748)	93 (3.661)	2.30 (5.07)	£89.25	€ 120.49
2SPA6D10G	6 (0.37)	250 (3625)	270 (3915)	290 (4205)	4000	24 (6.34)	500	2.85 (0.75)	46 (1.811)	96.3 (3.791)	2.45 (5.40)	£89.25	€ 120.49
2SPA8D10G	8.5 (0.52)	250 (3625)	270 (3915)	290 (4205)	3500	29.7 (7.85)	500	4.03 (1.06)	48.1 (1.894)	100.5 (3.957)	2.60 (5.73)	£89.25	€ 120.49
2SPA11D10G	11 (0.67)	250 (3625)	270 (3915)	290 (4205)	3500	38.5 (10.17)	500	5.22 (1.38)	50.2 (1.976)	104.6 (4.118)	2.70 (5.95)	£89.25	€ 120.49
2SPA14D10G	14 (0.85)	250 (3625)	270 (3915)	290 (4205)	3500	49 (12.95)	500	6.65 (1.76)	52.7 (2.075)	109.6 (4.315)	2.80 (6.17)	£89.25	€ 120.49
2SPA16D10G	16.5 (1.01)	230 (3335)	240 (3480)	250 (3625)	3500	57.7 (15.24)	500	7.83 (2.07)	54.8 (2.157)	113.8 (4.480)	2.95 (6.51)	£89.25	€ 120.49
2SPA19D10G	19.5 (1.19)	210 (3045)	220 (3190)	230 (3335)	3300	64.3 (16.99)	500	9.26 (2.45)	57.3 (2.256)	118.8 (4.677)	3.10 (6.84)	£89.25	€ 120.49
2SPA22D10G	22.5 (1.37)	190 (2755)	200 (2900)	210 (3045)	2800	63 (16.64)	500	10.68 (2.82)	59.8 (2.354)	123.8 (4.874)	3.25 (7.17)	£89.25	€ 120.49
2SPA26D10G	26 (1.59)	170 (2465)	180 (2610)	190 (2755)	2500	65 (17.17)	500	12.35 (3.26)	62.7 (2.469)	129.6 (5.102)	3.40 (7.50)	£89.25	€ 120.49

\* Value collected during the testing at 1500 rpm

Dimensions mm (inch)



Torque 98 Nm / 72.3 ft-lbs





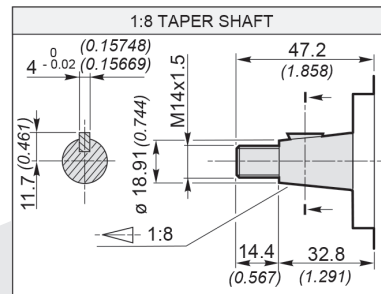
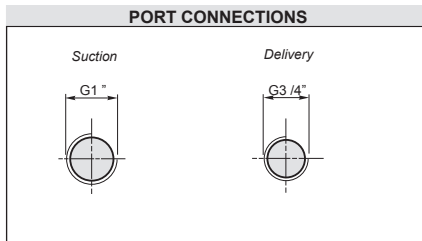
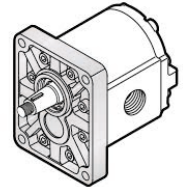
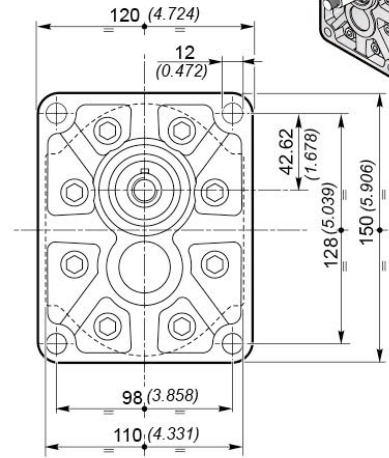
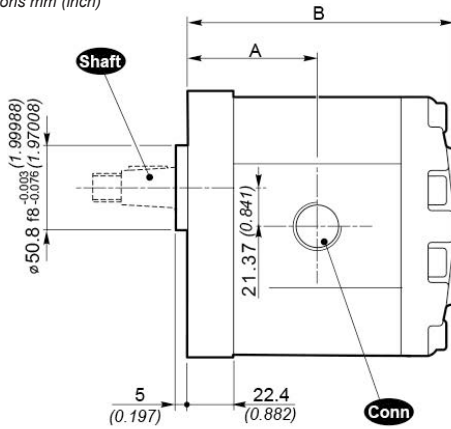
# PUMPS GROUP 3

www.flowfitonline.com  
TECH. DATA SHEET  
**GP03**

PART NUMBER	DISPLACEMENT [cm <sup>3</sup> /rev] [in <sup>3</sup> /rev]	MAX. WORKING PRESSURE			MAX. SPEED [g/min] [rpm]	MAX. FLOW [l/min] [Gal/min]	MIN. SPEED [g/min] [rpm]	MIN. FLOW [l/min] [Gal/min]	DIMENSIONS		MASS [Kg] [lbs]	NETT. PRICE	
		P1	P2	P3					A	B			
		[bar] [PSI]	[bar] [PSI]	[bar] [PSI]					[mm] [inch]	[mm] [inch]			
3SPA19D10G	19 (1.16)	250 (3625)	270 (3915)	300 (4350)	3500	66.5 (17.57)	700	12.64 (3.34)	62.4 (2.457)	128.3 (5.051)	5.23 (11.53)	£155.40	€ 209.79
3SPA22D10G	22.3 (1.36)	240 (3480)	260 (3770)	290 (4205)	3500	78 (20.61)	700	14.83 (3.92)	63.9 (2.516)	131.3 (5.169)	5.36 (11.82)	£155.40	€ 209.79
3SPA29D10G	29.3 (1.79)	220 (3190)	240 (3480)	260 (3770)	3300	96.7 (25.55)	700	19.48 (5.15)	66.9 (2.634)	137.3 (5.406)	5.64 (12.44)	£155.40	€ 209.79
3SPA33D10G	32.9 (2.01)	220 (3190)	230 (3335)	260 (3770)	3300	108.6 (28.69)	700	21.88 (5.78)	68.4 (2.693)	140.3 (5.524)	5.78 (12.75)	£155.40	€ 209.79
3SPA36D10G	36.4 (2.22)	210 (3045)	230 (3335)	250 (3625)	3300	120.1 (31.73)	700	24.21 (6.4)	69.9 (2.752)	143.3 (5.642)	5.91 (13.03)	£155.40	€ 209.79
3SPA44D10G	43.5 (2.65)	200 (2900)	220 (3190)	240 (3480)	3000	130.5 (34.48)	700	28.93 (7.64)	72.9 (2.87)	149.3 (5.878)	6.19 (13.65)	£155.40	€ 209.79
3SPA52D10G	51.7 (3.15)	200 (2900)	210 (3045)	240 (3480)	3000	155.1 (40.98)	700	34.38 (9.08)	76.4 (3.008)	156.3 (6.154)	6.5 (14.33)	£155.40	€ 209.79
3SPA62D10G	61.1 (3.73)	180 (2610)	190 (2755)	200 (2900)	2500	152.7 (40.34)	700	40.63 (10.73)	80.4 (3.165)	164.3 (6.469)	6.87 (15.15)	£155.40	€ 209.79

\* Value collected during the testing at 1500 rpm)

Dimensions mm (inch)



Torque 240 Nm / 177 ft-lbs

## MULTIPLE TANDEM/TRIPLE HYDRAULIC PUMP KITS

www.flowfitonline.com  
TECH. DATA SHEET  
**GP04**



Tandem pump kits are a great way of assembling multiple standard pumps together.  
All the standard gear pumps are already designed to engage another pump on the rear.  
All standard pumps require 1 kit for a tandem pump assembly, 2 kits for a triple pump assembly and 3 kits for a quadruple pump assembly.

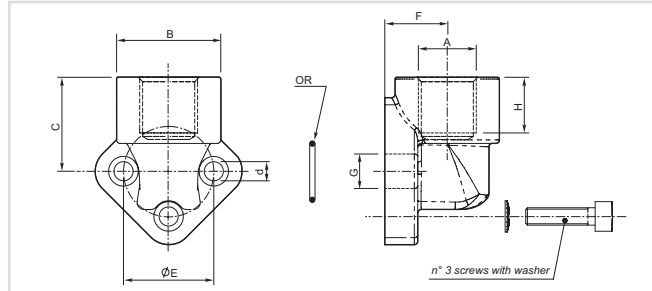


PART NUMBER	DESCRIPTION	NETT. PRICE	
		£ STERLING	€ EUROS
01091100000000	Hydraulic Tandem Pump Kit Group 1 to Group 1	£36.75	€ 49.61
01092110000000	Hydraulic Tandem Pump Kit Group 2 to Group 1	£39.90	€ 53.87
01092200000000	Hydraulic Tandem Pump Kit Group 2 to Group 2	£39.90	€ 53.87
01093110000000	Hydraulic Tandem Pump Kit Group 3 to Group 1	£58.80	€ 79.38
01093200000000	Hydraulic Tandem Pump Kit Group 3 to Group 2	£63.00	€ 85.05
01093300000000	Hydraulic Tandem Pump Kit Group 3 to Group 3	£75.60	€ 102.06

## PUMPS AND MOTORS ELBOW CONNECTORS

### ELBOW CONNECTORS FOR PUMP PORT CONNECTIONS TYPE 'N'

www.flowfitonline.com  
TECH. DATA SHEET  
**GP05**



PART NUMBER	A	B	C	d	E	F	G	H	NETT. PRICE	
									£ STERLING	€ EUROS
FG3826	3/8" BSP	30 (1.181)	27.5 (1.083)	5.5 (0.217)	26 (1.024)	17 (0.669)	11 (0.433)	12 (0.472)	£5.87	€ 7.92
FG3830	3/8" BSP	30 (1.181)	27.5 (1.083)	6.5 (0.256)	30 (1.181)	17 (0.669)	12 (0.472)	12 (0.472)	£5.87	€ 7.92
FG1230	1/2" BSP	30 (1.181)	27.5 (1.083)	6.5 (0.256)	30 (1.181)	17 (0.669)	12 (0.472)	12 (0.472)	£5.87	€ 7.92
FG3440	3/4" BSP	38 (1.496)	36 (1.417)	8.5 (0.335)	40 (1.575)	21 (0.817)	19 (0.748)	16 (0.630)	£7.50	€ 10.13
FG151	1" BSP	45 (1.772)	47 (1.850)	10.5 (0.413)	51 (2.008)	26 (1.024)	25 (0.984)	18 (0.709)	£12.15	€ 16.40
FG112725	1 1/2" BSP	63 (2.480)	56 (2.205)	13 (0.512)	72.5 (2.854)	34.5 (1.358)	40 (1.575)	24 (0.945)	£27.62	€ 37.29

**GEAR PUMPS, BELL HOUSING  
AND ELECTIC MOTORS**

# FLOW DIVIDERS

**PRODUCT**

FLOW DIVIDERS

**PAGE**

236



**FROM  
ONLY  
£204.75  
+VAT**



**QUALITY PRODUCTS**




**FREE ADVICE**

*If the part  
number needed  
is not listed  
please ask  
the Flowfit  
Sales Team*

## FLOW DIVIDERS

www.flowfitonline.com  
TECH. DATA SHEET  
**FD01**



Galtech introduces new line of flow dividers DF, in response to market demands that every day challenges us to broaden the range of products.

The DF range is available with aluminum body and flange, displacements from 0.9 to 26 cm<sup>3</sup> and on-demand with relief valves for the equalization of hydraulic cylinders


External flow gear dividers are non-dissipative hydraulic components consisting of multiple interconnected sections, which divide the inflow into equal or mutually proportional parts, allowing for synchronised movement of multiple actuators independently of the load. Flow dividers can also be used as pressure intensifiers to increase the working pressure of a plant.

PART NO	DIMENSION		DISPLACEMENT		MAX WORK PRESSURE		PEAK PRESSURE		MAX DP PRESSURE BETWEEN DIFFERENT SECTIONS		SPEED [REV/MIN]		NETT. PRICE PER SECTION	
	IN	OUT	CC/REV	IN <sup>3</sup>	BAR	PSI	BAR	PSI	BAR	PSI	MIN	MAX	£ STERLING	€ EUROS
<b>DF1</b>														
DF1-1.2	G 3/8"	G 3/8"	1.18	(0.07)	240	(3480)	260	(3770)	180	(2611)	700	(4800)	£86.10	€ 116.24
DF1-1.6	G 3/8"	G 3/8"	1.6	(0.1)	240	(3480)	260	(3770)	180	(2611)	700	(4800)	£86.10	€ 116.24
DF1-2.5	G 3/8"	G 3/8"	2.5	(0.15)	220	(3190)	250	(3625)	180	(2611)	700	(4800)	£86.10	€ 116.24
DF1-3.7	G 3/8"	G 3/8"	3.7	(0.23)	210	(3045)	240	(3480)	180	(2611)	700	(3600)	£86.10	€ 116.24
DF1-5.0	G 3/8"	G 3/8"	5.0	(0.31)	180	(2610)	210	(3045)	160	(2321)	700	(3600)	£92.40	€ 124.74
DF1-7.8	G 3/8"	G 3/8"	7.76	(0.47)	170	(2465)	190	(2755)	130	(1885)	700	(3600)	£92.40	€ 124.74
DF1INRV	Group 1 with Relief Valve on Inlet only 0.9 cc/rev to 7.8 cc/rev. (Pump not included)											£32.55	€ 43.94	
DF1RVAN	Group 1 with Relief and Anticavitation Valves on each Stage/Section (Pump not included)											£32.55	€ 43.94	
<b>DF2</b>														
DF2-8	G 3/4"	G 1/2"	8.5	(0.52)	250	(3625)	270	(3915)	210	(3046)	700	(4000)	£113.40	€ 153.09
DF2-11	G 3/4"	G 3/4"	11	(0.67)	250	(3625)	270	(3915)	210	(3046)	700	(3000)	£113.40	€ 153.09
DF2-14	G 3/4"	G 3/4"	14	(0.85)	250	(3625)	270	(3915)	210	(3046)	700	(3000)	£113.40	€ 153.09
DF2-16	G 3/4"	G 3/4"	16.5	(1.01)	230	(3335)	240	(3480)	200	(2901)	700	(3000)	£113.40	€ 153.09
DF2-22	G 3/4"	G 3/4"	22.5	(1.37)	190	(2755)	200	(2900)	170	(2466)	700	(3000)	£122.85	€ 165.85
DF2-26	G 3/4"	G 3/4"	26	(1.59)	170	(2465)	180	(2610)	150	(2176)	700	(3000)	£122.85	€ 165.85
DF2RVAN	Group 2 with Relief and Anticavation Valves on each Stage/Section. (Pump not included)											£55.65	€ 75.13	

**GEAR PUMPS, BELL HOUSING  
AND ELECTIC MOTORS**

# KOMPASS PUMPS

PRODUCT	PAGE
70 BAR VARIABLE DISPLACEMENT SINGLE VANE PUMP	238
140 BAR VARIABLE DISPLACEMENT SINGLE VANE PUMP	238
210 - 250 BAR VARIABLE DISPLACEMENT PISTON PUMPS 250 BAR	239
210 - 286 BAR VARIABLE DISPLACEMENT PISTON PUMPS 286 BAR	239
350 BAR VARIABLE DISPLACEMENT PISTON PUMPS 350 BAR	239



**FROM  
ONLY  
£242.81  
+VAT**



**FROM  
ONLY  
£545.53  
+VAT**



**FROM  
ONLY  
£512.48  
+VAT**



**QUALITY PRODUCTS**



**FREE ADVICE**

**FOR SALES  
& ADVICE  
CALL US  
01584  
876033**

## 70 BAR VARIABLE DISPLACEMENT SINGLE VANE PUMP

www.flowfitonline.com  
TECH. DATA SHEET  
**KP01**



### KOMPASS®

Tandem on request.

Pump supplied with parallel shaft, 4 bolt flange and BSP ports.

CODE	FLOW @ 1500 RPM	NETT. PRICE	
		£ STERLING	€ EUROS
VA1-08F-★	6.7 litre	£242.81	€ 327.80
VA1-12F-★	10 litre	£242.81	€ 327.80
VA1-15F-★	12.5 litre	£242.81	€ 327.80
VB1-20F-★	16.7 litre	£289.31	€ 390.56
VB1-24F-★	20 litre	£289.31	€ 390.56
VC1-26F-★	21.7 litre	£340.96	€ 460.29
VD1-25F-★	21 litre	£340.96	€ 460.29
VD1-30F-★	25 litre	£340.96	€ 460.29
VE1-35F-★	29.2 litre	£340.96	€ 460.29
VE1-40F-★	33.3 litre	£340.96	€ 460.29
VE1-45F-★	37.5 litre	£324.72	€ 438.38

Pressure Ranges A1 = 8 - 20 Bar, A2 = 15 - 35 Bar, A3 = 30 - 70 Bar ★ Please specify

## 140 BAR VARIABLE DISPLACEMENT SINGLE VANE PUMP

www.flowfitonline.com  
TECH. DATA SHEET  
**KP01**



### KOMPASS®

Tandem on request.

Pump supplied with 19.05mm parallel shaft, 4 bolt flange and BSP ports.

CODE	FLOW @ 1500 RPM	NETT. PRICE	
		£ STERLING	€ EUROS
VD2-30F-★	25 litre	£545.55	€ 736.49
VE2-40F-★	33.3 litre	£567.25	€ 765.79
VF2-54F-★	45 litre	£1,255.62	€ 1,695.09
VK2-70F-★	58 litre	£1,255.62	€ 1,695.09

Pressure Ranges A3 = 50 - 150 Bar, A4 = 70 - 140 Bar ★ Please specify





## 210 - 250 BAR VARIABLE DISPLACEMENT PISTON PUMPS 250 BAR

www.flowfitonline.com  
TECH. DATA SHEET  
**KP01**



### KOMPASS

Controlled Pressure Compensating Type with Unloading Device, Duel Pressure, Duel & Remote Pressure, Two Flow & Two.

Pressure p.c. by Solenoid Operated Valve, Two Flow & Two Pressure p.c. by Solenoid Operated Remote Valve, Power Matching, Load Sensing, Load Sensing & Proportional Electrohydraulic Pilot Relief Valve, Proportional Electro-hydraulic. Load sensing & Load-sensing & Proportional Flow Control.

Pumps supplied with parallel shaft, SAE 'A', 'B' & 'C' MTG flange and flanged ports. Side or axial ports available.

Splined shaft optional.

CODE	FLOW @ 1500 RPM	MAX. PRESSURE BAR	NETT. PRICE	
			£ STERLING	€ EUROS
V15-A★	22.5 litre	250	£697.79	€ 942.01
V18-A★	26.7 litre	140	£683.08	€ 922.15
V23-A★	34.5 litre	250	£737.72	€ 995.92
V38-A★	56.7 litre	250	£1,171.68	€ 1,581.77
V50-A★	77.25 litre	210	£2,126.38	€ 2,870.61
V70-A★	104.55 litre	210	£2,264.93	€ 3,057.66

Pressure Ranges 1 = 8 - 70 Bar, 2 = 15 - 140 Bar, 3 = 20 - 210 Bar, 4 = 20 - 250 Bar • ★ = Please specify

Prices are for Manual Compensators, please contact sales for other variations

## 210 - 286 BAR VARIABLE DISPLACEMENT PISTON PUMPS 286 BAR

www.flowfitonline.com  
TECH. DATA SHEET  
**KP01**



### KOMPASS

Compensators available are Remote, Two Pressure Two Flow, Solenoid Cut-Off, Two Pressure Cut- Off & Load Sensing.

SAE 'A', 'B' & 'C' MTG flange. Side or axial ports available.

A4 pressure range only available on PV570 and PV5100 Series Piston Pumps

CODE	FLOW @ 1500 RPM	MAX PRESS.BAR	NETT. PRICE	
			£ STERLING	€ EUROS
P08-A★	12 litre	255	£512.47	€ 691.84
P16-A★	24.7 litre	255	£541.40	€ 730.89
P22-A★	33 litre	255	£583.77	€ 788.09
P36-A★	54 litre	255	£907.17	€ 1,224.68
P46-A★	69 litre	255	£1,095.20	€ 1,478.52
P70-A★	105 litre	286	£2,226.59	€ 3,005.89

Pressure Ranges 0 = 10 - 40 Bar, 1 = 20 - 70 Bar, 2 = 30 - 140 Bar, 3 = 40 - 210 Bar, 4 = 30 - 280 Bar • ★ = Please specify

Prices are for Manual Compensators, please contact sales for other variations

## 350 BAR VARIABLE DISPLACEMENT PISTON PUMPS 350 BAR

www.flowfitonline.com  
TECH. DATA SHEET  
**KP01**



### KOMPASS

Compensators available are Manual, Load Sensing, 2 Valve Load Sensing with Interface NG6, Remote Pressure with Interface

NG6, Remote Pressure, Horsepower Pilot Flow Internal Pressure Valve Included, Proportional Electro-Hydraulic Load Sensing and Load-Sensing with Interface NG6.

Pumps supplied with parallel shaft, 4 bolt flange and flanged ports. Splined shaft optional.

CODE	FLOW @ 1500 RPM	MAX. SPEED	MAX PRESS.BAR	NETT. PRICE	
				£ STERLING	€ EUROS
PV16-A★	24 litre	2750 RPM	350	£1,248.14	€ 1,684.98
PV20-A★	30 litre	2750 RPM	350	£1,361.79	€ 1,838.41
PV23-A★	34.5 litre	2750 RPM	350	£1,434.11	€ 1,936.05
PV63-A★	94.5 litre	2100 RPM	350	£2,907.89	€ 3,925.65
PV80-A★	120 litre	2000 RPM	350	£3,200.91	€ 4,321.23
PV92-A*	138 litre	1900 RPM	350	£3,376.55	€ 4,558.34

Pressure Ranges 2 = 10 - 140 Bar, 3 = 40 - 210 Bar, 4 = 70 - 350 Bar ★ = Please specify

Prices are for Manual Compensators, please contact sales for other variations

**GEAR PUMPS, BELL HOUSING  
AND ELECTIC MOTORS**


# HYDRAULIC TWO STAGE HI-LO GEAR PUMPS

**PRODUCT**

HYDRAULIC GEAR PUMP MODEL GP-CBN TECHNICAL DATA

**PAGE**

241



**FROM  
ONLY  
£82.04  
+VAT**



**QUALITY PRODUCTS**




**FREE ADVICE**

**FREE UK  
NEXT DAY  
DELIVERY  
ON ALL  
WEB  
ORDERS**

# HYDRAULIC GEAR PUMP MODEL GP-CBN TECHNICAL DATA

www.flowfitonline.com  
TECH. DATA SHEET  
**TSHL01**



These 2 stage pumps can give you much faster cycle times and higher possible pressures with a small engine. Excellent for use on log splitters. 85% efficient.

Model GP-CBN is a HI/LO Hydraulic Gear Pump with 12 displacement combinations with maximum pressures of 950 psi for the low pressure pump and 3000 psi for the high pressure pump.

The change from LO to HI pressure is automatic with the LO side pressure pre set from 400 psi to 900 psi. The HI/LO section of the pump is all aluminum and the endplates are cast steel.

Applications for the HI/LO pump are log splitters, presses etc. where rapid movement of the cylinder at low pressure is required prior to automatically switching to the high pressure mode to meet load requirements.

**Recommended working conditions:**

1. FILTRATION 25 micron or better
2. OIL VISCOSITY 6 to 200 cSt
3. INLET PRESSURE 12 to 32 psi abs.
4. OIL TEMPERATURE -25 to 80 degrees C (-12 to 175 degrees F).
5. AMBIENT -22 to 55 degrees C (-8 to 130 degrees F).

Flow rate in gpm  
Displacement (cu.in/rev) X speed (rpm) / 231  
Volumetric efficiency 93%  
1 cu/in = 16.387 cc/rev  
Clockwise Rotation

MODEL PREFIX GP	FLOW GPM AT 3600 RPM	DISPLACEMENT LO		DISPLACEMENT HIGH		PRESSURE PSI		SPEED RPM	NETT. PRICE	
		CU IN/REV	CC/REV	CU IN/REV	CC/REV	LO	HI		£ STERLING	€ EUROS
GPCBN080PC*	8	0.130	2.1	0.385	6.3	406/913	3000	3600	£82.04	€ 110.75
GPCBN110PC*	11	0.220	3.6	0.537	8.8	654	3000	3600	£82.04	€ 110.75
GPCBN160PC*	16	0.256	4.2	0.793	13	654	3000	3600	£82.04	€ 110.75
GPCBN220PC	22	0.429	7.04	0.989	16.22	400/900	3000	3600	£87.63	€ 118.30

## HYDRAULIC GEAR PUMP MODEL GP-CBN ORDERING INFORMATION

**GP**  
Gear Pump

**CBN**  
HI/LO series

**080**  
Nominal Flow GPM at 3600 rpm.

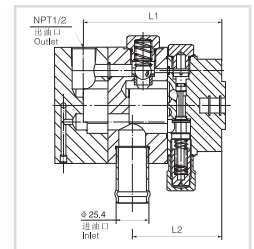
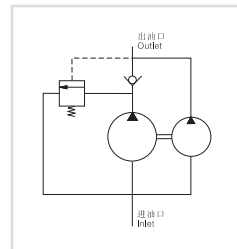
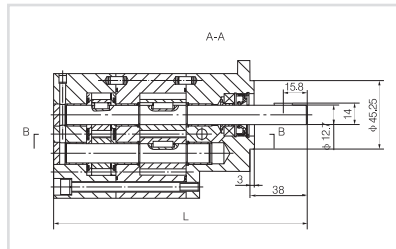
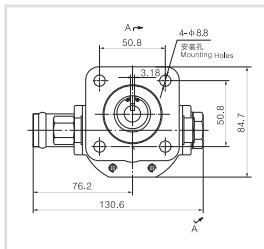
**P**  
Drive Shaft P-1/2 in. Dia Straight

**C**  
Rotation Direction

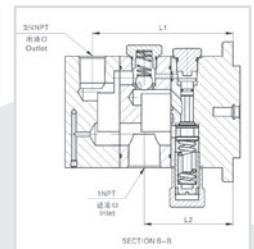
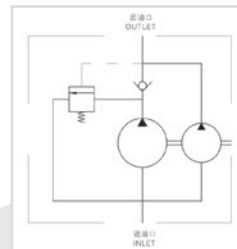
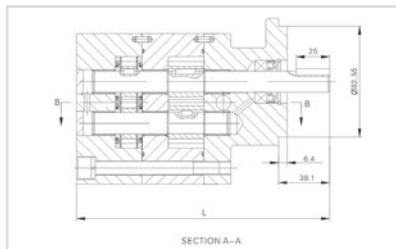
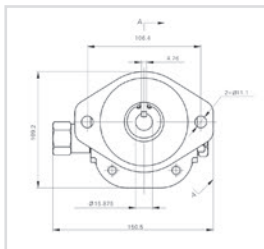
080/110/160/220

C- Clockwise  
A-Counter Clockwise  
(viewed from drive shaft end)

## HYDRAULIC GEAR PUMP MODEL GP-CBN INSTALLATION DATA



Port Sizes Inlet - 1in. Pipe Outlet - 1/2 NPT



MODEL	DIMENSIONS		
	L INCHES (MM)	L1 INCHES (MM)	L2 INCHES (MM)
GPCBN080PC	6.09 (154.7)	3.71 (94.4)	2.42 (61.6)
GPCBN110PC	6.61 (167.9)	4.23 (107.6)	2.74 (69.6)

MODEL	DIMENSIONS		
	L INCHES (MM)	L1 INCHES (MM)	L2 INCHES (MM)
GPCBN160PC	7.27 (184.7)	4.80 (122.1)	3.31 (84.1)
GPCBN220PC	7.40 (188)	4.96 (126)	3.13 (79.6)

**GEAR PUMPS, BELL HOUSING  
AND ELECTIC MOTORS**

# TWO STAGE HI-LO GEAR PUMP SETS

PRODUCT	PAGE
HYDRAULIC 8 GPM TWO STAGE HI-LOW GEAR PUMP C/W BELL HOUSING ENGINE KIT GX120/GX160/GX200	243
HYDRAULIC 11 GPM TWO STAGE HI-LOW GEAR PUMP C/W BELL HOUSING ENGINE KIT GX240/GX270	243
HYDRAULIC 11 GPM TWO STAGE HI-LOW GEAR PUMP C/W BELL HOUSING ENGINE KIT GX240/GX270	244
HYDRAULIC 22 GPM TWO STAGE HI-LOW PUMP C/W BELL HOUSING ENGINE KIT GX630	244



**QUALITY PRODUCTS**



**FREE ADVICE**



## HYDRAULIC 8 GPM TWO STAGE HI-LOW GEAR PUMP C/W BELL HOUSING ENGINE KIT GX120/GX160/GX200

[www.flowfitonline.com](http://www.flowfitonline.com)  
TECH. DATA SHEET  
**TSHLPK1**



### Two Stage Hi-Low Gear Pump Features:

This 2 stage Hi-Low gear pump can give you much faster cycle times and higher maximum pressures with a small engine. Excellent for use on log splitters and hydraulic press applications and run at 85% efficiency.

Model GP-CBN is a HI/LO hydraulic gear pump with 12 different displacement combinations with maximum pressures of 900 psi for the low pressure pump and 3000 psi for the high pressure. The change from LO to HI pressure is automatic with the LO side pressure pre set from 400 psi to 900 psi.

The HI/LO section of the pump is all aluminium and the end plates are cast steel. Applications for the HI/LO pump are hydraulic log splitters and hydraulic presses etc where rapid movement of the cylinder at low pressure is required prior to automatically switching to the high pressure mode to meet load requirements.

### Complete with Petrol Engine Bell Housing and Drive Coupling Kit

Flowfit offer a full range of bell housings and drive couplings to suit Honda and Loncin engines from stock, we offer a selection of bell housings & couplings to be fitted with all other brands of petrol engines please ask our Flowfit sales team for full information.

**Brands covered include** :- Honda, Loncin, Lister Petter, Launtop, Kohler, Villiers, Briggs and Stratton, Robin and many more.

**Please note: These kits do not include any engines.**

CODE	FLOW GPM AT 3600 RPM	DISPLACEMENT LO		DISPLACEMENT HIGH		ENGINE TO START Q-SHAFT	NETT. PRICE	
		CU IN/REV	CC/REV	CU IN/REV	CC/REV		£ STERLING	€ EUROS
ZZ007484	8	0.13	2.1	0.385	6.3	GX120, GX160, GX200	£157.56	€ 212.71

## HYDRAULIC 11 GPM TWO STAGE HI-LOW GEAR PUMP C/W BELL HOUSING ENGINE KIT GX240/GX270

[www.flowfitonline.com](http://www.flowfitonline.com)  
TECH. DATA SHEET  
**TSHLPK2**



### Two Stage Hi-Low Gear Pump Features:

This 2 stage Hi-Low gear pump can give you much faster cycle times and higher maximum pressures with a small engine. Excellent for use on log splitters and hydraulic press applications and run at 85% efficiency.

Model GP-CBN is a HI/LO hydraulic gear pump with 12 different displacement combinations with maximum pressures of 900 psi for the low pressure pump and 3000 psi for the high pressure. The change from LO to HI pressure is automatic with the LO side pressure pre set from 400 psi to 900 psi.

The HI/LO section of the pump is all aluminium and the end plates are cast steel. Applications for the HI/LO pump are hydraulic log splitters and hydraulic presses etc where rapid movement of the cylinder at low pressure is required prior to automatically switching to the high pressure mode to meet load requirements.

### Complete with Petrol Engine Bell Housing and Drive Coupling Kit

Flowfit offer a full range of bell housings and drive couplings to suit Honda and Loncin engines from stock, we offer a selection of bell housings & couplings to be fitted with all other brands of petrol engines please ask our Flowfit sales team for full information.

**Brands covered include** :- Honda, Loncin, Lister Petter, Launtop, Kohler, Villiers, Briggs and Stratton, Robin and many more.

**Please note: These kits do not include any engines.**

CODE	FLOW GPM AT 3600 RPM	DISPLACEMENT LO		DISPLACEMENT HIGH		ENGINE TO START Q-SHAFT	NETT. PRICE	
		CU IN/REV	CC/REV	CU IN/REV	CC/REV		£ STERLING	€ EUROS
ZZ007485	11	0.22	3.6	0.537	8.8	GX240, GX270	£157.56	€ 212.71

## HYDRAULIC 11 GPM TWO STAGE HI-LOW GEAR PUMP C/W BELL HOUSING ENGINE KIT GX240/GX270

www.flowfitonline.com  
TECH. DATA SHEET  
**TSHLPK3**



### Two Stage Hi-Low Gear Pump Features:

This 2 stage Hi-Low gear pump can give you much faster cycle times and higher maximum pressures with a small engine. Excellent for use on log splitters and hydraulic press applications and run at 85% efficiency.

Model GP-CBN is a HI/LO hydraulic gear pump with 12 different displacement combinations with maximum pressures of 900 psi for the low pressure pump and 3000 psi for the high pressure. The change from LO to HI pressure is automatic with the LO side pressure pre set from 400 psi to 900 psi.

The HI/LO section of the pump is all aluminium and the end plates are cast steel. Applications for the HI/LO pump are hydraulic log splitters and hydraulic presses etc where rapid movement of the cylinder at low pressure is required prior to automatically switching to the high pressure mode to meet load requirements.

### Complete with Petrol Engine Bell Housing and Drive Coupling Kit

Flowfit offer a full range of bell housings and drive couplings to suit Honda and Loncin engines from stock, we offer a selection of bell housings & couplings to be fitted with all other brands of petrol engines please ask our Flowfit sales team for full information.

**Brands covered include** :- Honda, Loncin, Lister Petter, Launtop, Kohler, Villiers, Briggs and Stratton, Robin and many more.

**Please note:** These kits do not include any engines.

CODE	FLOW GPM AT 3600 RPM	DISPLACEMENT LO		DISPLACEMENT HIGH		ENGINE TO START Q-SHAFT	NETT. PRICE	
		CU IN/REV	CC/REV	CU IN/REV	CC/REV		£ STERLING	€ EUROS
ZZ007486	16	0.256	4.2	0.793	13	GX270, GX390	£157.56	€ 212.71

## HYDRAULIC 22 GPM TWO STAGE HI-LOW PUMP C/W BELL HOUSING ENGINE KIT GX630

www.flowfitonline.com  
TECH. DATA SHEET  
**TSHLPK4**



### Two Stage Hi-Low Gear Pump Features:

This 2 stage Hi-Low gear pump can give you much faster cycle times and higher maximum pressures with a small engine. Excellent for use on log splitters and hydraulic press applications and run at 85% efficiency.

Model GP-CBN is a HI/LO hydraulic gear pump with 12 different displacement combinations with maximum pressures of 900 psi for the low pressure pump and 3000 psi for the high pressure. The change from LO to HI pressure is automatic with the LO side pressure pre set from 400 psi to 900 psi.

The HI/LO section of the pump is all aluminium and the end plates are cast steel. Applications for the HI/LO pump are hydraulic log splitters and hydraulic presses etc where rapid movement of the cylinder at low pressure is required prior to automatically switching to the high pressure mode to meet load requirements.

### Complete with Petrol Engine Bell Housing and Drive Coupling Kit

Flowfit offer a full range of bell housings and drive couplings to suit Honda and Loncin engines from stock, we offer a selection of bell housings & couplings to be fitted with all other brands of petrol engines please ask our Flowfit sales team for full information.

**Brands covered include** :- Honda, Loncin, Lister Petter, Launtop, Kohler, Villiers, Briggs and Stratton, Robin and many more.

**Please note:** These kits do not include any engines.

CODE	FLOW GPM AT 3600 RPM	DISPLACEMENT LO		DISPLACEMENT HIGH		ENGINE TO START Q-SHAFT	NETT. PRICE	
		CU IN/REV	CC/REV	CU IN/REV	CC/REV		£ STERLING	€ EUROS
ZZ007487	22	0.429	7.04	0.989	16.22	GX630	£172.64	€ 233.06



**GEAR PUMPS, BELL HOUSING  
AND ELECTIC MOTORS**

# BELL HOUSINGS AND DRIVE COUPLINGS FOR ELECTRIC MOTORS, PETROL AND DIESEL ENGINES

PRODUCT	PAGE
FLOWFIT ELECTRIC MOTOR BELL HOUSINGS	246
FLOWFIT ELECTRIC MOTOR DRIVE COUPLINGS	247
FLOWFIT BELL HOUSING AND DRIVE COUPLING KITS	248



**QUALITY PRODUCTS**




**FREE ADVICE**



## FLOWFIT ELECTRIC MOTOR BELL HOUSINGS

www.flowfitonline.com  
TECH. DATA SHEET  
**BHDC01**

Flowfit bell housings for use with Galtech and Bucher gear pump coupled to an electric motor. If unsure of suitability to your application please ask a member of our sales team.



NEW PT NO	GEAR PUMP GROUP	ELECTRIC MOTOR SIZE B5 4 POLE KW RATING	MOTOR FRAME SIZE	DRAWING KIT NUMBER SEE TECH DATA SHEET	NETT. PRICE	
					£ STERLING	€ EUROS
BH4057	GP1-1SPA-AP100	0.18KW	D63	1	£21.69	€ 29.29
BH4061	GP1-1SPA-AP100	0.25-0.37KW	D71	2	£21.69	€ 29.29
BH4116	GP1-1SPA-AP100	0.55-0.75KW	D80	3	£27.64	€ 37.31
BH4115	GP1-1SPA-AP100	1.1-1.5KW	D90	4	£27.64	€ 37.31
BH4174	GP1-1SPA-AP100	2.2-4KW	D100/D112	5	£37.74	€ 50.94
BH4104	GP2-2SPA-AP200	0.25KW	D71	6	£68.05	€ 91.87
BH4141	GP2-2SPA-AP200	0.55-0.75KW	D80	7	£29.42	€ 39.72
BH4141	GP2-2SPA-AP200	1.1-1.5KW	D90	8	£29.42	€ 39.72
BH4177	GP2-2SPA-AP200	2.2-4KW	D100/D112	9	£37.74	€ 50.94
BH4202	GP2-2SPA-AP200	5.5-7.5KW	D132	10	£60.92	€ 82.24
BH4212	GP2-2SPA-AP200	11-15KW	D160	11	£69.84	€ 94.28
BH4212	GP2-2SPA-AP200	18.5-22KW	D180	12	£71.63	€ 96.70
BH4239	GP2-2SPA-AP200	30KW	D200	13	£161.65	€ 218.22
BH4148	GP3-3SPA-AP300	1.1-1.5KW	D90	14	£97.47	€ 131.59
BH4184	GP3-3SPA-AP300	2.2-4KW	D100/D112	15	£39.52	€ 53.35
BH4205	GP3-3SPA-AP300	5.5-7.5KW	D132	16	£60.92	€ 82.24
BH4223	GP3-3SPA-AP300	11-15KW	D160	17	£93.60	€ 126.36
BH4223	GP3-3SPA-AP300	18.5-22KW	D180	18	£93.60	€ 126.36
BH4251	GP3-3SPA-AP300	30KW	D200	19	£161.65	€ 218.22
BH4267	GP3-3SPA-AP300	37-45kw	D225	20	£246.65	€ 332.97
BH4278	GP3-3SPA-AP300	55KW	D250	21	£368.47	€ 497.43

# FLOWFIT ELECTRIC MOTOR DRIVE COUPLINGS

www.flowfitonline.com  
TECH. DATA SHEET  
**BHDC01**



Flowfit drive couplings for use with Galtech and Bucher gear pump coupled to an electric motor. If unsure of suitability to your application please ask a member of our sales team.



GEAR PUMP GROUP	ELECTRIC MOTOR SIZE B5 4 POLE KW RATING	MOTOR FRAME SIZE	MOTOR HALF ONLY	NETT. PRICE	
				£ STERLING	€ EUROS
GP1-1SPA-AP100	0.18KW	D63	MH6038	£18.17	€ 24.52
GP1-1SPA-AP100	0.25-0.37KW	D71	MH6017	£7.13	€ 9.62
GP1-1SPA-AP100	0.55-0.75KW	D80	MH6021	£7.13	€ 9.62
GP1-1SPA-AP100	1.1-1.5KW	D90	MH6024	£7.13	€ 9.62
GP1-1SPA-AP100	2.2-4KW	D100/D112	MH6313	£12.77	€ 17.24
GP2-2SPA-AP200	0.25KW	D71	MH6273	£11.30	€ 15.25
GP2-2SPA-AP200	0.55-0.75KW	D80	MH6277	£11.30	€ 15.25
GP2-2SPA-AP200	1.1-1.5KW	D90	MH6280	£11.30	€ 15.25
GP2-2SPA-AP200	2.2-4KW	D100/D112	MH6313	£12.85	€ 17.35
GP2-2SPA-AP200	5.5-7.5KW	D132	MH6540	£15.45	€ 20.85
GP2-2SPA-AP200	11-15KW	D160	MH6781	£24.96	€ 33.69
GP2-2SPA-AP200	18.5-22KW	D180	MH7141	£35.66	€ 48.14
GP2-2SPA-AP200	30KW	D200	MH7162	£56.16	€ 75.82
GP3-3SPA-AP300	1.1-1.5KW	D90	MH6312	£12.78	€ 17.25
GP3-3SPA-AP300	2.2-4KW	D100/D112	MH6301	£11.30	€ 15.25
GP3-3SPA-AP300	5.5-7.5KW	D132	MH6540	£15.49	€ 20.91
GP3-3SPA-AP300	11-15KW	D160	MH6781	£24.96	€ 33.69
GP3-3SPA-AP300	18.5-22KW	D180	MH7141	£35.66	€ 48.14
GP3-3SPA-AP300	30KW	D200	MH7162	£56.16	€ 75.82
GP3-3SPA-AP300	37-45KW	D225	MH7355	£89.16	€ 120.36
GP3-3SPA-AP300	55KW	D250	MH7444	£109.65	€ 148.03

PUMP HALF ONLY	PUMP KEYWAY WIDTH	NETT. PRICE		SPIDER ONLY	NETT. PRICE	
		£ STERLING	€ EUROS		£ STERLING	€ EUROS
PH6090	2.4MM	£7.42	€ 10.02	SP6000	£2.38	€ 3.22
PH6090	2.4MM	£7.42	€ 10.02	SP6000	£2.38	€ 3.22
PH6090	2.4MM	£7.42	€ 10.02	SP6000	£2.38	€ 3.22
PH6090	2.4MM	£7.42	€ 10.02	SP6000	£2.38	€ 3.22
PH6350	2.4MM	£10.99	€ 14.84	SP6250	£2.97	€ 4.01
PH6352	3.17MM	£10.99	€ 14.84	SP6250	£2.97	€ 4.01
PH6352	3.17MM	£10.99	€ 14.84	SP6250	£2.97	€ 4.01
PH6352	3.17MM	£10.99	€ 14.84	SP6250	£2.97	€ 4.01
PH6352	3.17MM	£10.99	€ 14.84	SP6250	£2.97	€ 4.01
PH6570	3.17MM	£13.06	€ 17.63	SP6500	£4.76	€ 6.42
PH6840	3.17MM	£22.87	€ 30.87	SP6750	£6.24	€ 8.42
PH7170	3.17MM	£32.69	€ 44.13	SP7000	£9.81	€ 13.24
PH7170	3.17MM	£32.69	€ 44.13	SP7000	£9.81	€ 13.24
PH6354	4MM	£13.06	€ 17.63	SP6250	£2.97	€ 4.01
PH6354	4MM	£13.06	€ 17.63	SP6250	£2.97	€ 4.01
PH6572	4MM	£13.06	€ 17.63	SP6500	£4.76	€ 6.42
PH6832	4MM	£22.87	€ 30.87	SP6750	£6.24	€ 8.42
PH7172	4MM	£32.69	€ 44.13	SP7000	£9.81	€ 13.24
PH7172	4MM	£32.69	€ 44.13	SP7000	£9.81	€ 13.24
PH7369	4MM	£69.84	€ 94.28	SP7200	£13.38	€ 18.06
PH7495	4MM	£89.16	€ 120.36	SP7400	£23.71	€ 32.01

## PETROL + DIESEL ENGINE BELL HOUSING AND DRIVE COUPLING KITS

www.flowfitonline.com  
TECH. DATA SHEET  
**BHDC02**



Flowfit offer a full range of bell housings and drive couplings to suit Honda and Loncin engines from stock, we offer a selection of bell housings and drive couplings to be fitted with all major brands on the market, if you aren't sure please contact the Flowfit sales team for full information.

Brands covered include Honda, Loncin, Lister Petter, LaUntop, Kohler, Villiers, Briggs and Stratton and many more.



### FLOWFIT PETROL ENGINES BELL HOUSINGS ONLY

PART NUMBER	DESCRIPTION	NETT. PRICE	
		£ STERLING	€ EUROS
BHE111C02AR102	BELL HOUSING GROUP 1 PUMP TO HONDA PETROL ENGINE GX120, GX160, GX200, LONCIN ENGINE G120, G160, G200	£47.87	€ 64.62
BHE152C02AR302	BELL HOUSING GROUP 1 PUMP TO HONDA PETROL ENGINE GX240, GX270, GX340, GX390, LONCIN ENGINE G240, G270, G340, G390	£70.28	€ 94.87
BHE152C04AR304	BELL HOUSING GROUP 2 PUMP TO HONDA PETROL ENGINE GX240, GX270, GX340, GX390 LONCIN ENGINE G240, G270, G340, G390	£49.46	€ 66.76
BHE112C/04	PETROL ENGINE BELL HOUSING GROUP 2 PUMP TO HONDA ENGINE GX120, GX160, GX200 LONCIN ENGINE G120, G160, G200	£46.19	€ 62.36
BHE112/045A	PETROL ENGINE BELL HOUSING HI-LO PUMP TO HONDA ENGINE GX120, GX160, GX200, LONCIN ENGINE G120, G160, G200	£46.60	€ 62.91
BHE152/045A	PETROL ENGINE BELL HOUSING HI-LO PUMP TO HONDA ENGINE GX240, GX270, GX340, GX390 LONCIN ENGINE G240, G270, G340, G390	£48.08	€ 64.91

### FLOWFIT PETROL ENGINES DRIVE COUPLINGS ONLY

PART NUMBER	DESCRIPTION	NETT. PRICE	
		£ STERLING	€ EUROS
HC119MC050E100HC101A	DRIVE COUPLING GRP 1 PUMP TO HONDA PETROL ENGINES GX120, GX160, GX200 3/4" AND LONCIN G120, G160, G200 3/4"	£11.45	€ 15.45
HC325NC048ER300HC301A	DRIVE COUPLING GRP 1 PUMP TO HONDA PETROL ENGINE GX240, GX270, GX340, GX390 1" AND LONCIN G240, G270, G340, G390 1"	£20.39	€ 27.53
HC325NC048ER300HC302AB	DRIVE COUPLING GRP 2 PUMP TO HONDA GX240, GX270, GX340, GX390 1" AND LONCIN G240, G270, G340, G390 1"	£18.59	€ 25.09
HC319MC048ER300HC302AB	PETROL ENGINE DRIVE COUPLING GRP 2 PUMP TO HONDA GX120 GX160 GX200 3/4" AND LONCIN G120, G160, G200 3/4"	£20.35	€ 27.47
HC219MC048ER200HC212HB03	PETROL ENGINE DRIVE COUPLING HI-LO PUMP TO HONDA GX120, GX160, GX200 3/4" AND LONCIN G120, G160, G200 3/4"	£28.44	€ 38.40
HC325NC048ER300HC312	PETROL ENGINE DRIVE COUPLING HI-LO PUMP TO HONDA GX240, GX270, GX340, GX390, 1" Q SHAFT AND LONCIN G240, G270, G340, G390 1" Q SHAFT	£24.09	€ 32.52

# FLOWFIT BELL HOUSINGS AND DRIVE COUPLING ENGINE KITS

PART NUMBER	DESCRIPTION	NETT. PRICE	
		£ STERLING	€ EUROS
ZZ004727	<b>BELL HOUSING AND DRIVE COUPLING ENGINE KIT.</b> TO SUIT GROUP 1 PUMP SUITS HONDA GX120, GX160 AND GX200 SUITS LONCIN G120, G160 AND G200 KIT COMPRISING:- BHE111C02 BELL HOUSING, HC119MC050 ENGINE HALF, ER100 SPIDER AND HC101A PUMP HALF	£59.71	€ 80.61
ZZ004724	<b>BELL HOUSING AND DRIVE COUPLING ENGINE KIT.</b> TO SUIT GROUP 1 PUMP SUITS HONDA GX240, GX270, GX340 AND GX390 SUITS LONCIN G240, G270, G340 AND G390 KIT COMPRISING:- BHE152C02 BELL HOUSING, HC325NC048 ENGINE HALF, ER300 SPIDER, HC301A PUMP HALF AND AR3/02 ADAPTOR RING	£90.67	€ 122.40
ZZ004729	<b>BELL HOUSING AND DRIVE COUPLING ENGINE KIT</b> TO SUIT GROUP 2 PUMP. SUITS HONDA GX120, GX160 AND GX200 SUITS LONCIN G120, G160 AND G200 KIT COMPRISING BHE 112C/04 BELL HOUSING, HC319MC048 ENGINE HALF, ER300 SPIDER, HC302AB PUMP HALF AND AR3/02 ADAPTOR RING.	£65.53	€ 88.47
ZZ004725	<b>BELL HOUSING AND DRIVE COUPLING ENGINE KIT</b> TO SUIT GROUP 2 PUMP. SUITS HONDA GX240, GX270, GX340 AND GX390 SUITS LONCIN G240, G270, G340 AND G390 KIT COMPRISING :- BHE152C04 BELL HOUSING, HC325NC048 ENGINE HALF, ER300 SPIDER, HC302AB PUMP HALF AND AR3/04 ADAPTOR RING	£67.56	€ 91.20
ZZ004728	<b>BELL HOUSING AND DRIVE COUPLING ENGINE KIT TO SUIT HI-LO PUMP</b> SUITS HONDA GX120, GX160 AND GX200 SUITS LONCIN G120, G160 AND G200 KIT COMPRISING BHE112/045A BELL HOUSING, HC219MC048 ENGINE HALF, HC212HB035 PUMP HALF AND ER200 SPIDER.	£75.52	€ 101.95
ZZ004726	<b>BELL HOUSING AND DRIVE COUPLING ENGINE KIT TO SUIT HI-LO PUMP</b> SUITS HONDA GX240, GX270, GX340 AND GX390 SUITS LONCIN G240, G270, G340 AND G390 KIT COMPRISING BHE152/045A BELL HOUSING, HC325NC048 ENGINE HALF, HC312HB035 PUMP HALF AND ER300 SPIDER	£72.17	€ 97.42

## DIESEL ENGINE BELL HOUSING AND DRIVE COUPLING KITS



Flowfit offer a full range of bell housings and drive couplings to suit Hatz and other diesel engines from stock, we offer a selection of bell housings and drive couplings to be fitted with all major brands on the market, if you aren't sure please contact the Flowfit sales team for full information.

[www.flowfitonline.com](http://www.flowfitonline.com)  
TECH. DATA SHEET  
**BHDC02**



PART NUMBER	DESCRIPTION	NETT. PRICE	
		£ STERLING	€ EUROS
ZZ002363	DIESEL ENGINE BELL HOUSING AND DRIVE COUPLING KIT. FITS GROUP 1 PUMP TO A HATZ 1B20 4.2HP	£103.38	€ 139.57
ZZ002364	DIESEL ENGINE BELL HOUSING AND DRIVE COUPLING KIT. FITS GROUP 1 PUMP TO A HATZ 1B20 4.2HP	£139.57	€ 188.41
ZZ002365	DIESEL ENGINE BELL HOUSING AND DRIVE COUPLING KIT. FITS GROUP 1 PUMP TO A HATZ 1B40 9.2HP	£166.58	€ 224.89
ZZ002366	DIESEL ENGINE BELL HOUSING AND DRIVE COUPLING KIT. FITS GROUP 2 PUMP TO A HATZ 1B40 9.2HP	£190.76	€ 257.53



**GEAR PUMPS, BELL HOUSING  
AND ELECTIC MOTORS**

**ELECTRIC  
MOTORS**

PRODUCT	PAGE
SERIES ALUMINIUM HOUSING SINGLE-PHASE 110V MULTI-MOUNT ASYNCHRONOUS MOTOR-DUAL CAPACITORS	251
SERIES ALUMINIUM HOUSING SINGLE-PHASE 230V MULTI-MOUNT ASYNCHRONOUS MOTOR-DUAL CAPACITORS	252
SERIES ALUMINIUM HOUSING THREE-PHASE MULTI-MOUNT ASYNCHRONOUS MOTOR	253



**FROM  
ONLY  
£61.17  
+VAT**



**FROM  
ONLY  
£76.78  
+VAT**



**FROM  
ONLY  
£91.35  
+VAT**



**QUALITY PRODUCTS**

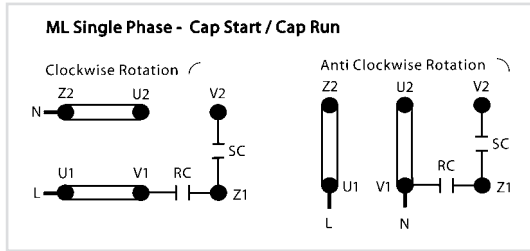


**FREE ADVICE**

**FLOWFIT®  
24 HOUR  
DELIVERY**




# SERIES ALUMINIUM HOUSING SINGLE-PHASE 110V MULTI-MOUNT ASYNCHRONOUS MOTOR-DUAL CAPACITORS



TCC aluminium multi-mount single phase 110V dual capacitor asynchronous motors are manufactured to the latest design. All motors conform to IEC standards and offer a comprehensive range up to 3.7KW and aesthetically pleasing design with the flexibility of a multi-mount terminal box and available in all mounting configurations including B14B and B5R. They are suitable for applications where torque requirements are 1.8-2.5 times F.L.T.



**B3 – Foot mount**



**B34 – Face and Foot mount**



**B5 – Flange mount**



**B35 – Flange and Foot mount**



**B14 – Face mount**

Add this code into the part code instead of the \*\* for the relevant mount

PART NO	DESCRIPTION	NETT. PRICE			
		B3 - FOOT MOUNT		ALL OTHER MOUNTS	
		£ STERLING	€ EUROS	£ STERLING	€ EUROS
0.3721TCC**	0.37Kw 1 Phase 110v 2 Pole 3000 RPM, 160mm DIA, 14mm Shaft, D71 Frame, CAP Start - CAP Run	£78.39	€ 105.83	£83.88	€ 113.24
0.5521TCC**	0.55Kw 1 Phase 110v 2 Pole 3000 RPM, 200mm DIA, 19mm Shaft, D80 Frame, CAP Start - CAP Run	£85.61	€ 115.57	£91.60	€ 123.66
0.7521TCC**	0.75Kw 1 Phase 110v 2 Pole 3000 RPM, 200mm DIA, 19mm Shaft, D80 Frame, CAP Start - CAP Run	£109.79	€ 148.22	£117.47	€ 158.58
1.121TCC**	1.1Kw 1 Phase 110v 2 Pole 3000 RPM, 200mm DIA, 24mm Shaft, D90S Frame, CAP Start - CAP Run	£123.57	€ 166.82	£132.23	€ 178.51
1.521TCC**	1.5Kw 1 Phase 110v 2 Pole 3000 RPM, 200mm DIA, 24mm Shaft, D90L Frame, CAP Start - CAP Run	£166.60	€ 224.91	£178.28	€ 240.68
2.221TCC**	2.2Kw 1 Phase 110v 2 Pole 3000 RPM, 250mm DIA, 28mm Shaft, D100 Frame, CAP Start - CAP Run	£182.60	€ 246.51	£195.38	€ 263.76
3.021TCC**	3.0Kw 1 Phase 110v 2 Pole 3000 RPM, 250mm DIA, 28mm Shaft, D100 Frame, CAP Start - CAP Run	£206.36	€ 278.59	£220.79	€ 298.07

PART NO	DESCRIPTION	NETT. PRICE			
		B3 - FOOT MOUNT		ALL OTHER MOUNTS	
		£ STERLING	€ EUROS	£ STERLING	€ EUROS
0.2541TCC**	0.25Kw 1 Phase 110v 4 Pole 1500 RPM, 160mm DIA, 14mm Shaft, D71 Frame, CAP Start - CAP Run	£76.78	€ 103.65	£82.14	€ 110.89
0.3741TCC**	0.37Kw 1 Phase 110v 4 Pole 1500 RPM, 160mm DIA, 14mm Shaft, D71 Frame, CAP Start - CAP Run	£85.43	€ 115.33	£91.40	€ 123.39
0.5541TCC**	0.55Kw 1 Phase 110v 4 Pole 1500 RPM, 200mm DIA, 19mm Shaft, D80 Frame, CAP Start - CAP Run	£111.77	€ 150.89	£119.61	€ 161.47
0.7541TCC**	0.75Kw 1 Phase 110v 4 Pole 1500 RPM, 200mm DIA, 19mm Shaft, D80 Frame, CAP Start - CAP Run	£121.10	€ 163.49	£129.56	€ 174.91
1.141TCC**	1.1Kw 1 Phase 110v 4 Pole 1500 RPM, 200mm DIA, 24mm Shaft, D90S Frame, CAP Start - CAP Run	£149.11	€ 201.30	£159.55	€ 215.39
1.541TCC**	1.5Kw 1 Phase 110v 4 Pole 1500 RPM, 200mm DIA, 24mm Shaft, D90L Frame, CAP Start - CAP Run	£180.63	€ 243.85	£193.27	€ 260.91
2.241TCC**	2.2Kw 1 Phase 110v 4 Pole 1500 RPM, 250mm DIA, 28mm Shaft, D100 Frame, CAP Start - CAP Run	£237.16	€ 320.17	£253.77	€ 342.59
3.041TCC**	3.0Kw 1 Phase 110v 4 Pole 1500 RPM, 250mm DIA, 28mm Shaft, D100 Frame, CAP Start - CAP Run	£276.60	€ 373.41	£295.96	€ 399.55
3.741TCC**	3.7Kw 1 Phase 110v 4 Pole 1500 RPM, 250mm DIA, 28mm Shaft, D112 Frame, CAP Start - CAP Run	£368.31	€ 497.22	£394.09	€ 532.02

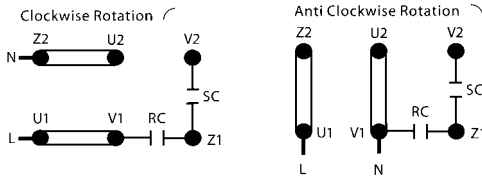
N.B.: it is recommended that single phase motors are not stop/started more than 15 times within a 1 hour period in order to allow safe discharge of capacitors.

# SERIES ALUMINIUM HOUSING SINGLE-PHASE 230V MULTI-MOUNT ASYNCHRONOUS MOTOR-DUAL CAPACITORS

www.flowfitonline.com  
TECH. DATA SHEET  
**EM01**



**ML Single Phase - Cap Start / Cap Run**



TCC aluminium multi-mount single phase 230V dual capacitor asynchronous motors are manufactured to the latest design. All motors conform to IEC standards and offer a comprehensive range up to 3.7KW and aesthetically pleasing design with the flexibility of a multi-mount terminal box and available in all mounting configurations including B14B and B5R. They are suitable for applications where torque requirements are 1.8-2.5 times F.L.T.



**B3 - Foot mount**



**B34 - Face and Foot mount**



**B5 - Flange mount**



**B35 - Flange and Foot mount**



**B14 - Face mount**

Add this code into the part code instead of the \*\* for the relevant mount

PART NO	DESCRIPTION	NETT. PRICE			
		B3 - FOOT MOUNT		ALL OTHER MOUNTS	
		£ STERLING	€ EUROS	£ STERLING	€ EUROS
0.3721TCC**	0.37Kw 1 Phase 230v 2 Pole 3000 RPM, 160mm DIA, 14mm Shaft, D71 Frame, CAP Start - CAP Run	£75.60	€ 102.06	£86.10	€ 116.24
0.5521TCC**	0.55Kw 1 Phase 230v 2 Pole 3000 RPM, 200mm DIA, 19mm Shaft, D71 Frame, CAP Start - CAP Run	£82.95	€ 111.98	£93.45	€ 126.16
0.7521TCC**	0.75Kw 1 Phase 230v 2 Pole 3000 RPM, 200mm DIA, 19mm Shaft, D71 Frame, CAP Start - CAP Run	£93.45	€ 126.16	£103.95	€ 140.33
1.121TCC**	1.1Kw 1 Phase 230v 2 Pole 3000 RPM, 200mm DIA, 24mm Shaft, D71 Frame, CAP Start - CAP Run	£101.85	€ 137.50	£115.50	€ 155.93
1.521TCC**	1.5Kw 1 Phase 230v 2 Pole 3000 RPM, 200mm DIA, 24mm Shaft, D71 Frame, CAP Start - CAP Run	£131.25	€ 177.19	£143.85	€ 194.20
2.221TCC**	2.2Kw 1 Phase 230v 2 Pole 3000 RPM, 250mm DIA, 28mm Shaft, D71 Frame, CAP Start - CAP Run	£141.75	€ 191.36	£156.45	€ 211.21
3.021TCC**	3.0Kw 1 Phase 230v 2 Pole 3000 RPM, 250mm DIA, 28mm Shaft, D71 Frame, CAP Start - CAP Run	£175.35	€ 236.72	£191.10	€ 257.99

PART NO	DESCRIPTION	NETT. PRICE			
		B3 - FOOT MOUNT		ALL OTHER MOUNTS	
		£ STERLING	€ EUROS	£ STERLING	€ EUROS
0.2541TCC**	0.25Kw 1 Phase 230v 4 Pole 1500 RPM, 160mm DIA, 14mm Shaft, D71 Frame, CAP Start - CAP Run	£61.17	€ 82.58	£65.48	€ 88.40
0.3741TCC**	0.37Kw 1 Phase 230v 4 Pole 1500 RPM, 160mm DIA, 14mm Shaft, D71 Frame, CAP Start - CAP Run	£78.75	€ 106.31	£89.25	€ 120.49
0.5541TCC**	0.55Kw 1 Phase 230v 4 Pole 1500 RPM, 200mm DIA, 19mm Shaft, D71 Frame, CAP Start - CAP Run	£91.35	€ 123.32	£101.85	€ 137.50
0.7541TCC**	0.75Kw 1 Phase 230v 4 Pole 1500 RPM, 200mm DIA, 19mm Shaft, D71 Frame, CAP Start - CAP Run	£94.50	€ 127.58	£105.00	€ 141.75
1.141TCC**	1.1Kw 1 Phase 230v 4 Pole 1500 RPM, 200mm DIA, 24mm Shaft, D71 Frame, CAP Start - CAP Run	£114.45	€ 154.51	£127.05	€ 171.52
1.541TCC**	1.5Kw 1 Phase 230v 4 Pole 1500 RPM, 200mm DIA, 24mm Shaft, D71 Frame, CAP Start - CAP Run	£135.98	€ 183.57	£151.20	€ 204.12
2.241TCC**	2.2Kw 1 Phase 230v 4 Pole 1500 RPM, 250mm DIA, 28mm Shaft, D71 Frame, CAP Start - CAP Run	£179.55	€ 242.39	£195.30	€ 263.66
3.041TCC**	3.0Kw 1 Phase 230v 4 Pole 1500 RPM, 250mm DIA, 28mm Shaft, D71 Frame, CAP Start - CAP Run	£204.75	€ 276.41	£220.05	€ 297.07
3.741TCC**	3.7Kw 1 Phase 230v 4 Pole 1500 RPM, 250mm DIA, 28mm Shaft, D71 Frame, CAP Start - CAP Run	£293.48	€ 396.20	£314.01	€ 423.91

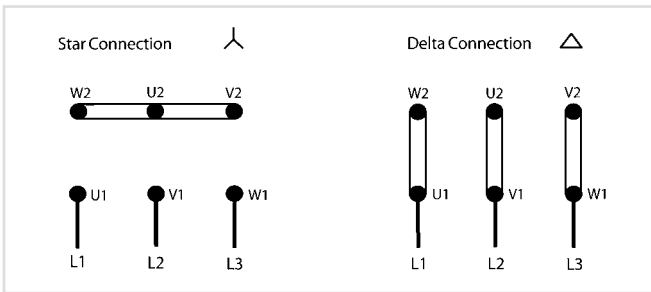
N.B.: it is recommended that single phase motors are not stop/started more than 15 times within a 1 hour period in order to allow safe discharge of capacitors.

# SERIES ALUMINIUM HOUSING THREE-PHASE MULTI-MOUNT ASYNCHRONOUS MOTOR



TECA series Aluminium Housing 3 Phase Multi-mount motors up to 200 frame, utilising new automated production technology. The motors are manufactured to IEC standard.

Motors are: Easily maintained, light weight with high performance and low noise levels. The multi-mount design offers both O.E.M and stockist greater flexibility where terminal box position is important.



## SERIES THREE-PHASE INDUCTION MOTORS CAST IRON HOUSING

Multi-mount from 80 to 200 frame

- Frame size H63-355
- Power 0.12~315kw
- Synchronous speed 3000; 1500; 1000; 750RPM
- Voltage 230/400V; 400/690V
- Frequency 50Hz, 60Hz
- Protection class IP55
- Insulation class F
- Ambi temperature -30~+40°C
- Altitude above sea level < 1000m

Note – Motors up to and including 15kw are Aluminium housings. 18.5kw upwards are Cast Iron Housing.

PART NO	DESCRIPTION	NETT. PRICE			
		B3 - FOOT MOUNT		ALL OTHER MOUNTS	
		£ STERLING	€ EUROS	£ STERLING	€ EUROS
0.7523TECA**-IE2	0.75Kw 3 Phase 400v 2 Pole 3000 RPM, 200mm DIA, 19mm Shaft, D80 Frame	£91.35	€ 123.32	£101.85	€ 137.50
1.123TECA**-IE2	1.1Kw 3 Phase 400v 2 Pole 3000 RPM, 200mm DIA, 24mm Shaft, D90 Frame	£99.75	€ 134.66	£113.40	€ 153.09
1.523TECA**-IE2	1.5Kw 3 Phase 400v 2 Pole 3000 RPM, 200mm DIA, 24mm Shaft, D90 Frame	£128.10	€ 172.94	£141.75	€ 191.36
2.223TECA**-IE2	2.2Kw 3 Phase 400v 2 Pole 3000 RPM, 250mm DIA, 28mm Shaft, D100 Frame	£130.20	€ 175.77	£143.85	€ 194.20
3.023TECA**-IE2	3.0Kw 3 Phase 400v 2 Pole 3000 RPM, 250mm DIA, 28mm Shaft, D112 Frame	£163.80	€ 221.13	£162.75	€ 219.71
4.023TECA**-IE2	4.0Kw 3 Phase 400v 2 Pole 3000 RPM, 250mm DIA, 28mm Shaft, D112 Frame	£180.94	€ 244.27	£195.41	€ 263.80
5.523TECA**-IE2	5.5Kw 3 Phase 400v 2 Pole 3000 RPM, 300mm DIA, 38mm Shaft, D132 Frame	£271.80	€ 366.93	£292.95	€ 395.48
7.523TECA**-IE2	7.5Kw 3 Phase 400v 2 Pole 3000 RPM, 300mm DIA, 38mm Shaft, D132 Frame	£306.68	€ 414.02	£331.23	€ 447.16
11.023TECA**-IE2	11.0Kw 3 Phase 400v 2 Pole 3000 RPM, 350mm DIA, 42mm Shaft, D160 Frame	£472.22	€ 637.50	£510.00	€ 688.50
15.023TECA**-IE2	15.0Kw 3 Phase 400v 2 Pole 3000 RPM, 350mm DIA, 42mm Shaft, D180 Frame	£535.13	€ 722.43	£577.95	€ 780.23
18.523TECA**-IE2	18.5Kw 3 Phase 400v 2 Pole 3000 RPM, 350mm DIA, 48mm Shaft, D200 Frame	£626.47	€ 845.73	£645.97	€ 872.06
22.023TECA**-IE2	22.0Kw 3 Phase 400v 2 Pole 3000 RPM, 350mm DIA, 48mm Shaft, D200 Frame	£700.38	€ 945.51	£756.43	€ 1,021.18
30.023TECA**-IE2	30.0Kw 3 Phase 400v 2 Pole 3000 RPM, 450mm DIA, 60mm Shaft, D250 Frame	£966.55	€ 1,304.84	£1043.87	€ 1,409.22
37.023TECA**-IE2	37.0Kw 3 Phase 400v 2 Pole 3000 RPM, 450mm DIA, 60mm Shaft, D250 Frame	£1113.99	€ 1,503.89	£1195.16	€ 1,613.47



**B3 – Foot mount**



**B5 – Flange mount**



**B14 – Face mount**



**B34 – Face and Foot mount**



**B35 – Flange and Foot mount**

Add this code into the part code instead of the \*\* for the relevant mount


PART NO	DESCRIPTION	NETT. PRICE			
		B3 - FOOT MOUNT		ALL OTHER MOUNTS	
		£ STERLING	€ EUROS	£ STERLING	€ EUROS
0.7543TECA**-IE2	0.75Kw 3 Phase 400v 4 Pole 1500 RPM, 200mm DIA, 19mm Shaft, D80 Frame	£92.40	€ 124.74	£102.90	€ 138.92
1.143TECA**-IE2	1.1Kw 3 Phase 400v 4 Pole 1500 RPM, 200mm DIA, 24mm Shaft, D90 Frame	£112.35	€ 151.67	£123.90	€ 167.27
1.543TECA**-IE2	1.5Kw 3 Phase 400v 4 Pole 1500 RPM, 200mm DIA, 24mm Shaft, D90 Frame	£130.20	€ 175.77	£143.85	€ 194.20
2.243TECA**-IE2	2.2Kw 3 Phase 400v 4 Pole 1500 RPM, 250mm DIA, 28mm Shaft, D100 Frame	£151.20	€ 204.12	£163.80	€ 221.13
3.043TECA**-IE2	3.0Kw 3 Phase 400v 4 Pole 1500 RPM, 250mm DIA, 28mm Shaft, D112 Frame	£160.65	€ 216.88	£181.65	€ 245.23
4.043TECA**-IE2	4.0Kw 3 Phase 400v 4 Pole 1500 RPM, 250mm DIA, 28mm Shaft, D112 Frame	£205.71	€ 277.71	£222.16	€ 299.92
5.543TECA**-IE2	5.5Kw 3 Phase 400v 4 Pole 1500 RPM, 300mm DIA, 38mm Shaft, D132 Frame	£283.46	€ 382.67	£306.13	€ 413.28
7.543TECA**-IE2	7.5Kw 3 Phase 400v 4 Pole 1500 RPM, 300mm DIA, 38mm Shaft, D132 Frame	£321.64	€ 434.21	£347.36	€ 468.94
11.043TECA**-IE2	11.0Kw 3 Phase 400v 4 Pole 1500 RPM, 350mm DIA, 42mm Shaft, D160 Frame	£508.81	€ 686.89	£549.53	€ 741.87
15.043TECA**-IE2	15.0Kw 3 Phase 400v 4 Pole 1500 RPM, 350mm DIA, 42mm Shaft, D180 Frame	£572.49	€ 772.86	£618.30	€ 834.71
18.543TECA**-IE2	18.5Kw 3 Phase 400v 4 Pole 1500 RPM, 350mm DIA, 48mm Shaft, D200 Frame	£661.89	€ 893.55	£714.83	€ 965.02
22.043TECA**-IE2	22.0Kw 3 Phase 400v 4 Pole 1500 RPM, 350mm DIA, 48mm Shaft, D200 Frame	£770.41	€ 1,040.05	£832.06	€ 1,123.28
30.043TECA**-IE2	30.0Kw 3 Phase 400v 4 Pole 1500 RPM, 450mm DIA, 60mm Shaft, D250 Frame	£1047.14	€ 1,413.64	£1130.87	€ 1,526.67



**GEAR PUMPS, BELL HOUSING  
AND ELECTIC MOTORS**

# ELECTRIC MOTOR PUMP SET

PRODUCT	PAGE
HYDRAULIC MOTOR PUMP SETS 240V AND 415V	256
HYDRAULIC ELECTRIC MOTOR PUMP SET 3.7KW 240V SINGLE PHASE (1PH) WITH 8GPM HI-LO PUMP	256



**FROM  
ONLY  
£500.54  
+VAT**



**FROM  
ONLY  
£261.30  
+VAT**



**QUALITY PRODUCTS**



**FREE ADVICE**

**FLOWFIT<sup>®</sup>  
24 HOUR  
DELIVERY**



## HYDRAULIC MOTOR PUMP SETS 240V AND 415V

www.flowfitonline.com  
TECH. DATA SHEET  
**EMPS1**



**ASSEMBLED FROM STOCK ANY COMBINATION OF ELECTRIC MOTOR AND GEAR OR PISTON PUMP.**

**ALL SIZES OF ELECTRIC MOTORS AND PUMPS CATERED FOR, PLEASE ASK FOR DETAILS.**

PART NO.	FLOW L/MIN	MAX. WORK BAR	PUMP SPEED CC/REV	MOTOR SPEC 50HZ-60HZ			ROTATION SPEED RPM	NETT. PRICE	
				VOLTAGE V	POWER KW	PHASE		£ STERLING	€ EUROS
ZZ001005	3.6	210	2.5	240	1.1	SINGLE	1450	£261.31	€ 352.77
ZZ000130	5	210	3.2	240	2.2	SINGLE	1450	£313.71	€ 423.51
ZZ000129	7.2	210	5.0	240	3.0	SINGLE	1450V	£348.76	€ 470.83
ZZ000119	5	210	3.2	415	2.2	3	1450	£235.61	€ 318.07
ZZ000121	7.2	210	5.0	415	3.0	3	1450	£371.53	€ 501.57
ZZ000122	9	210	6	415	4.0	3	1450	£358.75	€ 484.31
ZZ000123	16	175	11	415	5.5	3	1450	£569.47	€ 768.78
ZZ000124	22	175	14	415	7.5	3	1450	£546.32	€ 737.53

## HYDRAULIC ELECTRIC MOTOR PUMP SET 3.7KW 240V SINGLE PHASE (1PH) WITH 8GPM HI-LO PUMP

www.flowfitonline.com  
TECH. DATA SHEET  
**EMPS1**



This two stage motor pump set can offer a faster cycle time than a conventional gear motor setup. The Hi-Lo Pump is preset at 900 psi for the low pressure pump and 3000 psi for the high pressure. The change from Lo to Hi pressure is automatic with the Lo side pressure pre set from 400 psi to 900 psi.

Applications for the Hi-Lo pump are log splitters and presses where rapid movement of cylinder at low pressure is required prior to automatically switching to high pressure mode to meet load requirements.

**The Hi-Lo pump set consists of:**

- Single Phase 240V 3.7KW 2 Pole Motor.
- Flowfit 8 GPM Hi-Lo gear pump, giving 24 L/min @ 900PSI at 2850 RPM and 6 L/min @ 300 PSI at 2850 RPM
- Flowfit bell housing and drive coupling.
- 22 Amp Load current – To be wired direct on line from a starter. (Does not include wiring).
- Industrial wiring to be used.
- If you are in doubt on the wiring then please consult a fully qualified electrician.

These units are perfect for installations where it is not suitable for engine driven log splitter or presses.



TOTAL FLOW	TOTAL FLOW
24 L/min @ 900PSI and 2850 RPM	6 L/min @ 300PSI and 2850 RPM
24 L/min	6 L/min

PART NO.	MOTOR SPEC 50HZ-60HZ			GPM	NETT. PRICE	
	VOLTAGE V	POWER KW	PHASE		£ STERLING	€ EUROS
ZZ005464	240	3.7	SINGLE	8	£500.54	€ 675.73



**GEAR PUMPS, BELL HOUSING  
AND ELECTIC MOTORS**

# HYDRAULIC HANDPUMPS

PRODUCT	PAGE
PMP20S 20CM3 SINGLE ACTING HANDPUMP	258
PMO50S 50CM3 SINGLE ACTING HANDPUMP	258
PMO70S 70CM3 SINGLE ACTING HANDPUMP	259
PMP20 BYBS 20CM3 SINGLE ACTING HANDPUMP	259
PMO50 BYBS 50CM3 DOUBLE ACTING HANDPUMP FOR SINGLE ACTING CIRCUITS	260
PMO70 BYBS 70CM3 DOUBLE ACTING HANDPUMP FOR SINGLE ACTING CIRCUITS	260
PM 6-12-25-45 BYB-S SINGLE ACTING HANDPUMPS	261
PMD 6-12-25-45 BYB-S DOUBLE ACTING HANDPUMPS	261
PMDVB 6-12-25-45 BYAB-S DOUBLE ACTING HANDPUMPS	262
PMP25E SINGLE ACTING HANDPUMPS	262
PPSE15 BYB SINGLE ACTING HANDPUMPS	263
STRAIGHT LEVERS FOR HAND PUMPS	263
FOLD LEVERS FOR HAND PUMPS	263
STEEL OIL TANKS FOR HANDPUMPS	264



**QUALITY PRODUCTS**

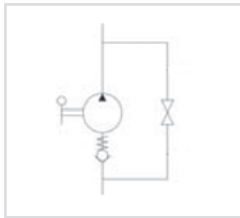


**FREE ADVICE**

*If the part  
number needed  
is not listed  
please ask  
the Flowfit  
Sales Team*

## PMP20S 20cm<sup>3</sup> SINGLE ACTING HANDPUMP

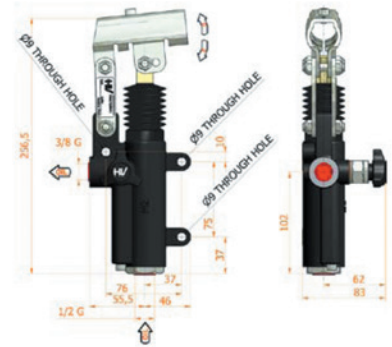
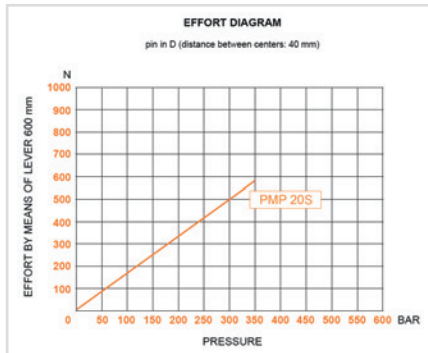
www.flowfitonline.com  
TECH. DATA SHEET  
**HH01**



With release hand knob  
To operate a single acting cylinder and to provide manual handpump flow

### SPECIFICATIONS

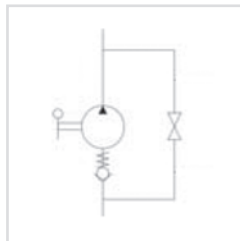
- Piston treated with Niploy
- Lever connection: Ø 27
- Standard colour: Black



DISPLACEMENT CM <sup>3</sup>	D	E	ACTUAL DISPLACEMENT CM <sup>3</sup>	PRESSURE BAR		MASS KG	CODE WITH BELLOWS	NETT. PRICE	
				WORK P.	MAX			£ STERLING	€ EUROS
20	32	30	20,090	280	350	2,650	6074.0059	£58.80	€ 79.38

## PMO50S 50cm<sup>3</sup> SINGLE ACTING HANDPUMP


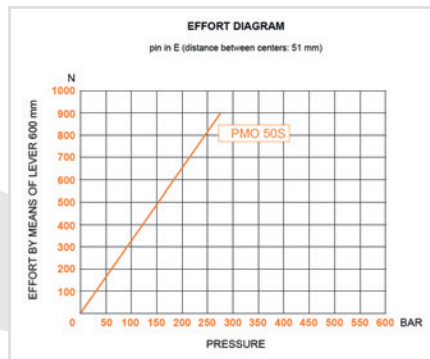
www.flowfitonline.com  
TECH. DATA SHEET  
**HH02**



With release hand knob  
To operate a single acting cylinder and to provide manual handpump flow

### SPECIFICATIONS

- Piston treated with Niploy
- Lever connection: Ø 27
- Standard colour: Black

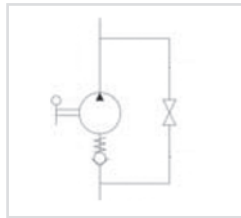


DISPLACEMENT CM <sup>3</sup>	D	E	ACTUAL DISPLACEMENT CM <sup>3</sup>	PRESSURE BAR		MASS KG	CODE WITH BELLOWS	NETT. PRICE	
				WORK P.	MAX			£ STERLING	€ EUROS
50	38	37	43.825	220	280	3,400	6077.0032	£68.25	€ 92.14

**ALL INCLUDE RUBBER BELLOWS AND RELIEF VALVE AS STANDARD**

# PMO70S 70cm<sup>3</sup> SINGLE ACTING HANDPUMP


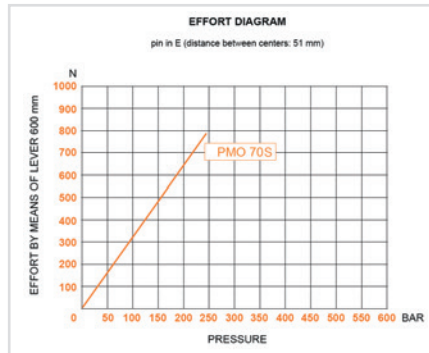
www.flowfitonline.com  
TECH. DATA SHEET  
**HH03**



With release hand knob  
To operate a single acting cylinder and  
to provide manual handpump flow

**SPECIFICATIONS**

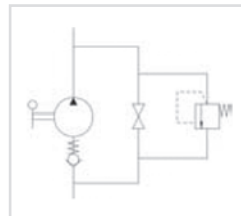
- Piston treated with Niploy
- Lever connection: Ø 27
- Standard colour: Black



DISPLACEMENT CM <sup>3</sup>	D	E	ACTUAL DISPLACEMENT CM <sup>3</sup>	PRESSURE BAR		MASS KG	CODE WITH BELLOWS	NETT. PRICE	
				WORK P.	MAX			£ STERLING	€ EUROS
70	45	40	70.233	180	230	5.100	6079.0032	£89.25	€ 120.49

# PMP20 BYBS 20cm<sup>3</sup> SINGLE ACTING HANDPUMP

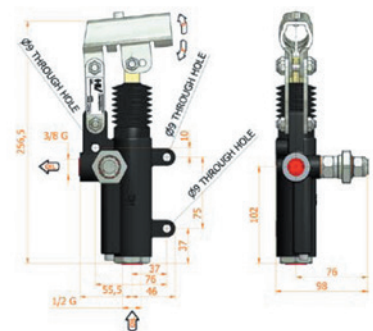
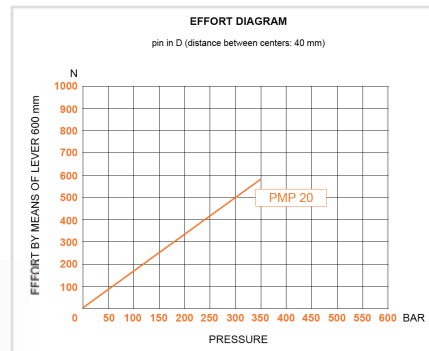
www.flowfitonline.com  
TECH. DATA SHEET  
**HH04**



With release nut. With pressure relief valve  
Double acting hand pump for single acting  
cylinder for fixing to wall

**SPECIFICATIONS**

- Piston treated with Niploy
- Lever connection: Ø 27
- Standard colour: Black
- Pressure relief valve standard setting:  
100 bar



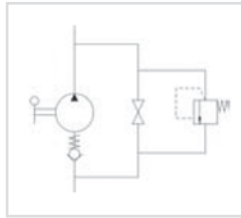
**RELIEF VALVE ADJUSTMENT**  
Unscrew dome cover and adjust  
screw inwards to increase pressure  
setting. Factory set at 100 bar.

DISPLACEMENT CM <sup>3</sup>	D	E	ACTUAL DISPLACEMENT CM <sup>3</sup>	PRESSURE BAR		MASS KG	CODE WITH BELLOWS	NETT. PRICE	
				WORK P.	MAX			£ STERLING	€ EUROS
20	32	30	20,090	280	350	2,650	6074.0065	£61.95	€ 83.63

**SEE PAGE 263 FOR LEVERS**

## PMO50 BYBS 50cm<sup>3</sup> DOUBLE ACTING HANDPUMP FOR SINGLE ACTING CIRCUITS

www.flowfitonline.com  
TECH. DATA SHEET  
**HH05**



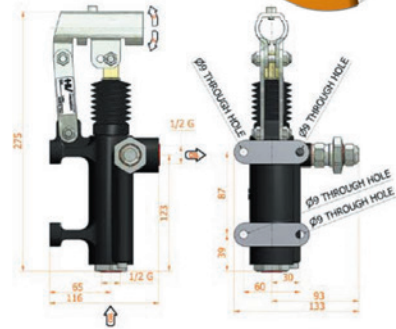
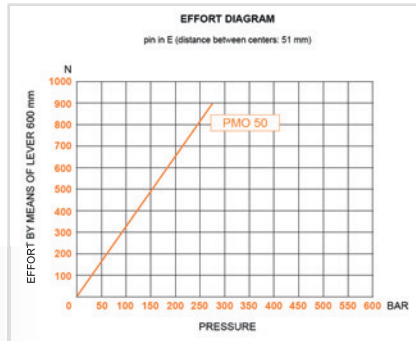
With release nut. With pressure relief valve  
Double acting hand pump for single acting cylinder for fixing to wall

### SPECIFICATIONS

- Piston treated with Niploy
- Lever connection: Ø 27
- Standard colour: Black
- Pressure relief valve standard setting: 100 bar



Includes Rubber Bellows and Release Hand Knob as standard

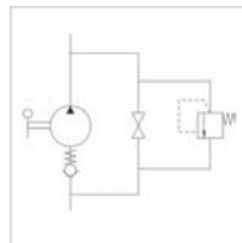


**RELIEF VALVE ADJUSTMENT**  
Unscrew dome cover and adjust screw inwards to increase pressure setting. Factory set at 100 bar.

DISPLACEMENT CM <sup>3</sup>	D	E	ACTUAL DISPLACEMENT CM <sup>3</sup>	PRESSURE BAR		MASS KG	CODE WITH BELLOWS	NETT. PRICE	
				WORK P.	MAX			£ STERLING	€ EUROS
50	38	37	43.825	220	280	3,400	6077.0037	£71.40	€ 96.39

## PMO70 BYBS 70cm<sup>3</sup> DOUBLE ACTING HANDPUMP FOR SINGLE ACTING CIRCUITS

www.flowfitonline.com  
TECH. DATA SHEET  
**HH06**




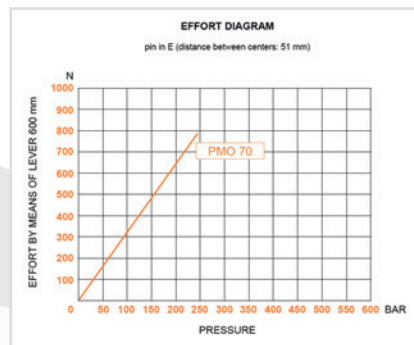
With release nut.  
With pressure relief valve  
Double acting hand pump for single acting cylinder for fixing to wall

### SPECIFICATIONS

- Piston treated with Niploy
- Lever connection: Ø 27
- Standard colour: Black
- Pressure relief valve standard setting: 100 bar



Includes Rubber Bellows and Release Hand Knob as standard



**RELIEF VALVE ADJUSTMENT**  
Unscrew dome cover and adjust screw inwards to increase pressure setting. Factory set at 100 bar.

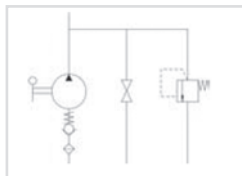
DISPLACEMENT CM <sup>3</sup>	D	E	ACTUAL DISPLACEMENT CM <sup>3</sup>	PRESSURE BAR		MASS KG	CODE WITH BELLOWS	NETT. PRICE	
				WORK P.	MAX			£ STERLING	€ EUROS
70	45	40	70.233	180	230	5,100	6079.0037	£94.50	€ 127.58

SEE PAGE 263 FOR LEVERS



# PM 6-12-25-45 BYB-S SINGLE ACTING HANDPUMPS

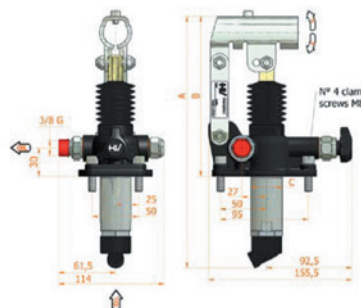
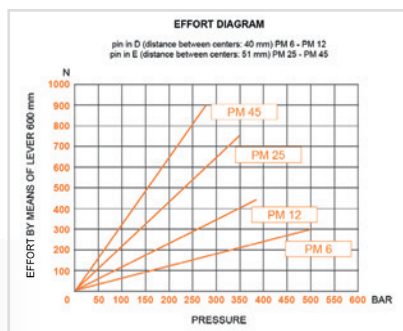
www.flowfitonline.com  
TECH. DATA SHEET  
**HH07**



With release hand knob. With pressure relief valve  
Double acting hand pump for single acting cylinder  
for fixing to tank

**SPECIFICATIONS**

- Piston treated with Niploy
- Lever connection: Ø 27
- Standard colour: Black
- Mounting kit and seals included
- Pressure relief valve standard setting: 100 bar

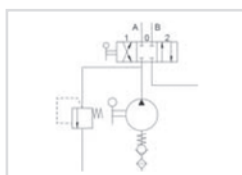


**RELIEF VALVE ADJUSTMENT**  
Unscrew dome cover and adjust screw inwards to increase pressure setting. Factory set at 100 bar.

DISPLACEMENT CM <sup>3</sup>	A MM	B MM	C MM	D °	E °	ACTUAL DISPLACEMENT CM <sup>3</sup>	PRESSURE BAR		MASS KG	CODE WITH BELLOWS	NETT. PRICE	
							WORK P.	MAX			£ STERLING	€ EUROS
6	253	166	34	26	31	6.970	450	500	2.900	6049.0117	£54.60	€ 73.71
12	253	166	34	26	31	12.095	320	380	2.900	6050.0117	£54.60	€ 73.71
25	273	172	34	30	30	25.280	280	350	2.950	6051.0117	£54.60	€ 73.71
45	283	172	40	45	33	44.532	220	280	3.00	6052.0117	£57.75	€ 77.96

# PMD 6-12-25-45 BYB-S DOUBLE ACTING HANDPUMPS

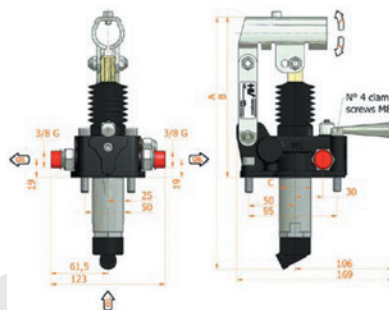
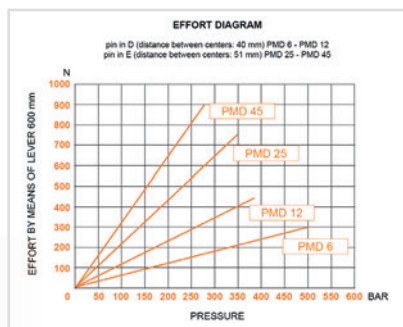
www.flowfitonline.com  
TECH. DATA SHEET  
**HH08**



With 4/3 flow divider closed centre. With pressure relief valve  
Double acting hand pump for a double acting cylinder  
for fixing to tank

**SPECIFICATIONS**

- Piston treated with Niploy
- Lever connection: Ø 27
- Standard colour: Black
- Mounting kit and seals included
- Pressure relief valve standard setting: 100 bar



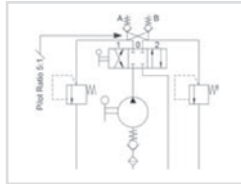
**RELIEF VALVE ADJUSTMENT**  
Unscrew dome cover and adjust screw inwards to increase pressure setting. Factory set at 100 bar.

DISPLACEMENT CM <sup>3</sup>	A MM	B MM	C MM	D °	E °	ACTUAL DISPLACEMENT CM <sup>3</sup>	PRESSURE BAR		MASS KG	CODE WITH BELLOWS	NETT. PRICE	
							WORK P.	MAX			£ STERLING	€ EUROS
6	253	166	34	26	31	6.970	450	500	3.400	6054.0046	£58.80	€ 79.38
12	253	166	34	26	31	12.095	320	380	3.400	6055.0046	£58.80	€ 79.38
25	273	172	34	30	30	25.280	280	350	3.450	6056.0046	£58.80	€ 79.38
45	283	172	40	45	33	44.532	220	280	3.500	6057.0046	£61.75	€ 83.36

**ALL INCLUDE RUBBER BELLOWS AND RELIEF VALVE AS STANDARD**

## PMDVB 6-12-25-45 BYAB-S DOUBLE ACTING HANDPUMPS

www.flowfitonline.com  
TECH. DATA SHEET  
**HH09**



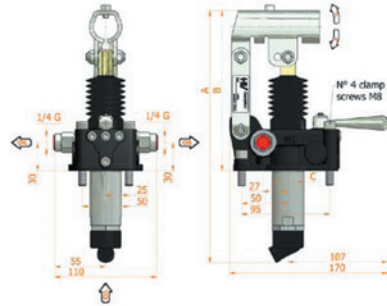
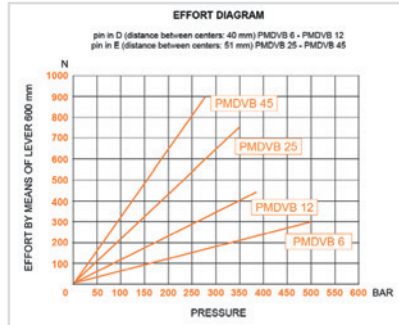
With 4/3 flow divider, With dual pilot check valve. With brakes - with pressure relief valve. Double acting hand pump for a double acting cylinder for fixing to tank



### SPECIFICATIONS

- Piston treated with Niploy
- Lever connection: Ø 27
- Standard colour: Black

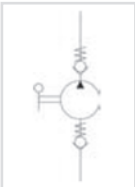
- Mounting kit and seals included
- With hydraulic brakes to operate even with pressure less than 50 bar
- Pressure relief valve standard setting: 100 bar



DISPLACEMENT CM <sup>3</sup>	A MM	B MM	C MM	D °	E °	ACTUAL DISPLACEMENT CM <sup>3</sup>	PRESSURE BAR		MASS KG	CODE WITH BELLOWS	NETT. PRICE	
							WORK P.	MAX			£ STERLING	€ EUROS
6	253	166	34	26	31	6.970	450	500	3.400	6059.0105	£75.08	€ 101.36
12	253	166	34	26	31	12.095	320	380	3.400	6060.0105	£75.08	€ 101.36
25	273	172	34	30	30	25.280	280	350	3.450	6061.0105	£76.65	€ 103.48
45	283	172	40	45	33	44.532	220	280	3.500	6062.0105	£76.65	€ 103.48

## PMP25E SINGLE ACTING HANDPUMPS

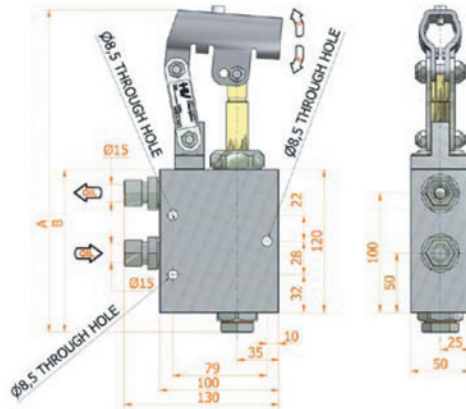
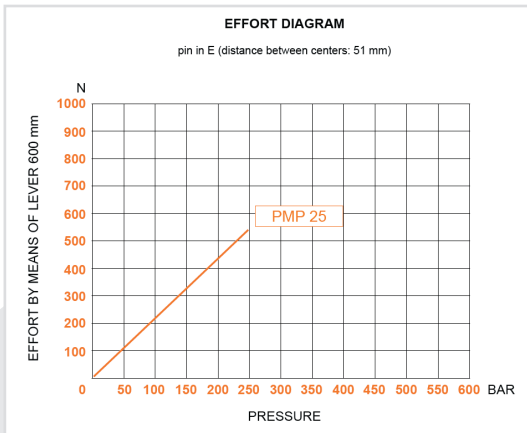
www.flowfitonline.com  
TECH. DATA SHEET  
**HH10**



Without release hand knob  
Single acting hand pump for a single acting cylinder

### SPECIFICATIONS

- Piston treated with Niploy 30 micron to provide a higher resistance to salt spray corrosion
- Lever connection: Ø 27
- Support lever in stainless steel
- Aluminium anticorodal body

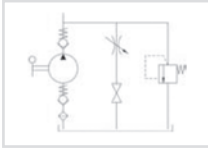


DISPLACEMENT CM <sup>3</sup>	A MM	B MM	D °	E °	ACTUAL DISPLACEMENT CM <sup>3</sup>	MAX PRESSURE BAR	MASS KG	CODE WITH BELLOWS	NETT. PRICE	
									£ STERLING	€ EUROS
25	270	136	26	29	24.285	280	3.00	6075.0001	£96.05	€ 129.67



# PPSE15 BYB SINGLE ACTING HANDPUMPS

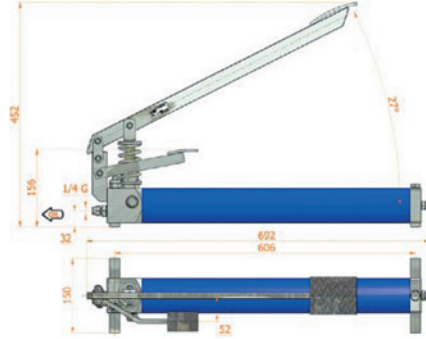
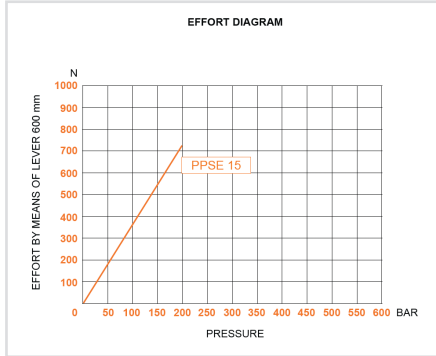
www.flowfitonline.com  
TECH. DATA SHEET  
**HH11**



With release lever  
With pressure relief valve  
Single acting pump for a single acting cylinder  
With cylindrical tank

**SPECIFICATIONS**

- Piston treated with Niploy
- Standard colour: Blue
- Pressure relief valve standard setting: 200 bar



DISPLACEMENT CM <sup>3</sup>	ACTUAL DISPLACEMENT CM <sup>3</sup>	PRESSURE BAR		MASS KG	CODE WITH BELLOWS	NETT. PRICE	
		WORK P.	MAX			£ STERLING	€ EUROS
15	14.130	150	230	10.000	6090.0001	£175.74	€ 237.25

# STRAIGHT LEVERS FOR HAND PUMPS



Straight lever  
White zincate

**SPECIFICATIONS**

- Hand grip colour: Black
- Standard lever Ø 27 x 600

www.flowfitonline.com  
TECH. DATA SHEET  
**HH12**



LEVER	OD OF LEVER MM	LENGTH OF LEVER MM	WEIGHT KG	LEVER FOR HAND PUMP	CODE	NETT. PRICE	
						£ STERLING	€ STERLING
L 20x500 zb-d	20	500	0.40	PM PMD PMDVB PMO PMP PMSE 20-30-40 PM2V 5-80	6800.0000	£6.63	€ 8.95
L 207x330 zb-d	27	330	0.50	PM PMD PMDVB PMO PMP PMSE 20-30-40 PM2V 5-80	6800.0005	£7.30	€ 9.86
L 27x400 zb-d	27	400	0.60	PM PMD PMDVB PMO PMP PMSE 20-30-40 PM2V 5-80	6800.0007	£7.30	€ 9.86
L 27x600 zb-d	27	600	0.90	PM PMD PMDVB PMO PMP PMSE 20-30-40 PM2V 5-80	6800.0009	£7.30	€ 9.86
L 27x850 zb-d	27	850	1.20	PM PMD PMDVB PMO PMP PMSE 20-30-40 PM2V 5-80	6800.0011	£10.16	€ 13.72
L 207x1000 zb-d	27	1000	1.50	PM PMD PMDVB PMO PMP PMSE 20-30-40 PM2V 5-80	6800.0013	£12.18	€ 16.44
L 27x1500 zb-d	27	1500	2.20	PM PMD PMDVB PMO PMP PMSE 20-30-40 PM2V 5-80	6800.0027	£19.71	€ 26.61

# FOLD LEVERS FOR HAND PUMPS



Fold lever  
White zincate

**SPECIFICATIONS**

- Hand grip colour: Black

www.flowfitonline.com  
TECH. DATA SHEET  
**HH12**



LEVER	A MM	B MM	C MM	S MM	L MM	WEIGHT KG	LEVER FOR HAND PUMP	CODE	NETT. PRICE	
									£ STERLING	€ STERLING
L 27x600 zb-d	140	100	31°	27	415	0.90	PM PMD PMDVB PMO PMP PMSE 20-30-40 PM2V 5-80	6800.0020	£11.48	€ 15.50

# STEEL OIL TANKS FOR HANDPUMPS

Painted steel oil tank for hand pumps

**SPECIFICATIONS**

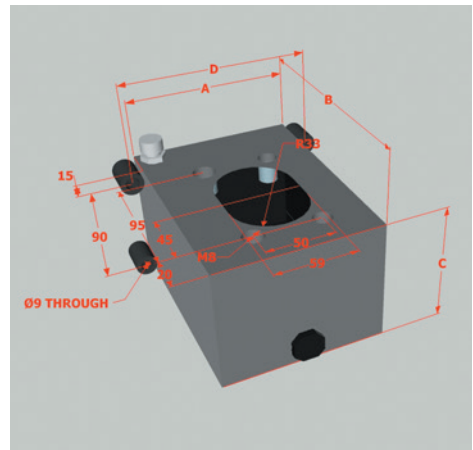
- Standard colour: Black

www.flowfitonline.com  
TECH. DATA SHEET  
**HH13**



CAPACITY LITRES	A MM	B MM	C MM	D MM	WEIGHT KG	SUCTION PIPE	CODE	NETT. PRICE	
								£ STERLING	€ EUROS
1	100	150	120	120	2.200	Ø10x85 mm	6500.0140	£19.95	€ 26.93
2	100	150	185	120	3.000	Ø10x114 mm	6500.0141	£21.00	€ 28.35
3	100	150	255	120	3.700	Ø10x180 mm	6500.0142	£25.20	€ 34.02
5	175	175	200	195	5.300	Ø10x156 mm	6500.0143	£27.30	€ 36.86
7	175	175	275	195	6.600	Ø10x215 mm	6500.0144	£29.40	€ 39.69
10	175	175	380	195	8.300	Ø10x325 mm	6500.0145	£37.80	€ 51.03
20	175	175	780	195	16.000	Ø10x720 mm	6500.0149	£82.95	€ 111.98

CAPACITY LITRES	A MM	B MM	C MM	D MM	MASS KG	CODE
1	100	150	120	120	2.2	6500.0140
2	100	150	185	120	3	6500.0141
2	150	150	105	170	2.4	6500.0151
3	100	150	255	120	3.7	6500.0142
3	150	150	156	170	3	6500.0152
5	150	150	245	170	3.1	6500.0153
5	175	175	200	195	5.3	6500.0143
7	150	150	340	170	5.3	6500.0154
7	175	175	275	195	6.6	6500.0144
10	150	150	485	170	7.1	6500.0155
10	175	175	380	195	8.3	6500.0145
13	175	175	485	195	10.8	6500.0147
15	175	175	600	195	12.1	6500.0148
20	175	175	780	195	16	6500.0149



**GEAR PUMPS, BELL HOUSING  
AND ELECTIC MOTORS**

# SINGLE ACTING HANDPUMP ASSEMBLIES

PRODUCT	PAGE
6CM3 SINGLE ACTING HANDPUMP	266
12CM3 SINGLE ACTING HANDPUMP	266
25CM3 SINGLE ACTING HANDPUMP	267
45CM3 SINGLE ACTING HANDPUMP	267



**QUALITY PRODUCTS**




**FREE ADVICE**



## 6cm<sup>3</sup> SINGLE ACTING HANDPUMP

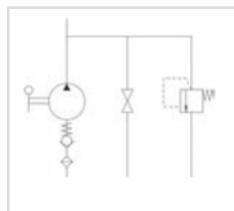
www.flowfitonline.com  
TECH. DATA SHEET  
**SAHA1**



All hand pumps are fully interchangeable with other leading Italian manufacturers and are supplied with rubber protection for the piston, pressure relief valve, check valve to lock a single acting cylinder and release knob.



Displacements, tank size and pressures as shown in the table below.



PART NO.	DISPLACEMENT CM <sup>3</sup>	TANK SIZE LITRES	MAX WORKING PRESSURE BAR	MAX PRESSURE BAR	NETT. PRICE	
					£ STERLING	€ EUROS
ZZ000936	6	1	450	500	£74.55	€ 100.64
ZZ000937	6	2	450	500	£75.60	€ 102.06
ZZ000938	6	3	450	500	£79.80	€ 107.73
ZZ000939	6	5	450	500	£81.90	€ 110.57
ZZ000940	6	7	450	500	£84.00	€ 113.40
ZZ000941	6	10	450	500	£92.40	€ 124.74
ZZ006516	6	20	450	500	£225.57	€ 304.52

## 12cm<sup>3</sup> SINGLE ACTING HANDPUMP

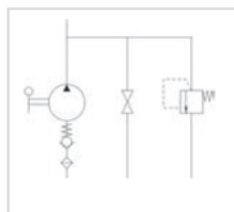
www.flowfitonline.com  
TECH. DATA SHEET  
**SAHA2**



All hand pumps are fully interchangeable with other leading Italian manufacturers and are supplied with rubber protection for the piston, pressure relief valve, check valve to lock a single acting cylinder and release knob.



Displacements, tank size and pressures as shown in the table below.



PART NO.	DISPLACEMENT CM <sup>3</sup>	TANK SIZE LITRES	MAX WORKING PRESSURE BAR	MAX PRESSURE BAR	NETT. PRICE	
					£ STERLING	€ EUROS
ZZ000942	12	1	320	380	£74.55	€ 100.64
ZZ000943	12	2	320	380	£75.60	€ 102.06
ZZ000944	12	3	320	380	£79.80	€ 107.73
ZZ000945	12	5	320	380	£81.90	€ 110.57
ZZ000946	12	7	320	380	£84.00	€ 113.40
ZZ000947	12	10	320	380	£92.40	€ 124.74
ZZ006517	12	20	320	380	£225.57	€ 304.52

## 25cm<sup>3</sup> SINGLE ACTING HANDPUMP

www.flowfitonline.com  
TECH. DATA SHEET  
**SAHA3**



1 Litre Tank

2 Litre Tank

3 Litre Tank



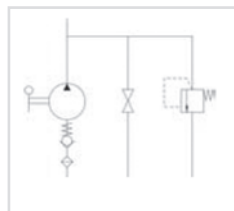
5 Litre Tank

7 Litre Tank

10 Litre Tank

All hand pumps are fully interchangeable with other leading Italian manufacturers and are supplied with rubber protection for the piston, pressure relief valve, check valve to lock a single acting cylinder and release knob.

Displacements, tank size and pressures as shown in the table below.



PART NO.	DISPLACEMENT CM <sup>3</sup>	TANK SIZE LITRES	MAX WORKING PRESSURE BAR	MAX PRESSURE BAR	NETT. PRICE	
					£ STERLING	€ EUROS
ZZ000948	25	1	280	350	£74.55	€ 100.64
ZZ000949	25	2	280	350	£75.60	€ 102.06
ZZ000950	25	3	280	350	£79.80	€ 107.73
ZZ000951	25	5	280	350	£81.90	€ 110.57
ZZ000952	25	7	280	350	£84.00	€ 113.40
ZZ000953	25	10	280	350	£92.40	€ 124.74
ZZ006518	25	20	280	350	£227.58	€ 307.23

## 45cm<sup>3</sup> SINGLE ACTING HANDPUMP

www.flowfitonline.com  
TECH. DATA SHEET  
**SAHA4**



1 Litre Tank

2 Litre Tank

3 Litre Tank



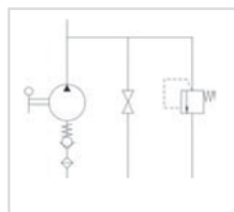
5 Litre Tank

7 Litre Tank

10 Litre Tank

All hand pumps are fully interchangeable with other leading Italian manufacturers and are supplied with rubber protection for the piston, pressure relief valve, check valve to lock a single acting cylinder and release knob.

Displacements, tank size and pressures as shown in the table below.



PART NO.	DISPLACEMENT CM <sup>3</sup>	TANK SIZE LITRES	MAX WORKING PRESSURE BAR	MAX PRESSURE BAR	NETT. PRICE	
					£ STERLING	€ EUROS
ZZ000954	45	1	220	280	£77.70	€ 104.90
ZZ000955	45	2	220	280	£78.75	€ 106.31
ZZ000956	45	3	220	280	£82.95	€ 111.98
ZZ000957	45	5	220	280	£85.05	€ 114.82
ZZ000958	45	7	220	280	£87.15	€ 117.65
ZZ000959	45	10	220	280	£95.55	€ 128.99
ZZ006519	45	20	220	280	£228.91	€ 309.03

**GEAR PUMPS, BELL HOUSING  
AND ELECTIC MOTORS**

# DOUBLE ACTING HANDPUMP ASSEMBLIES

PRODUCT	PAGE
6CM3 DOUBLE ACTING HANDPUMP	269
12CM3 DOUBLE ACTING HANDPUMP	269
25CM3 DOUBLE ACTING HANDPUMP	270
45CM3 DOUBLE ACTING HANDPUMP	270



**QUALITY PRODUCTS**



**FREE ADVICE**





## 6cm<sup>3</sup> DOUBLE ACTING HANDPUMP

www.flowfitonline.com  
TECH. DATA SHEET  
**DAHA1**



1 Litre Tank



2 Litre Tank



3 Litre Tank



5 Litre Tank



7 Litre Tank

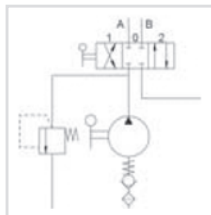


10 Litre Tank

All hand pumps are fully interchangeable with other leading Italian manufacturers.

Supplied with rubber protection for the piston, pressure relief valve and 4/3 flow divider closed centre.

Displacements, tank size and pressures as shown in the table below.



PART NO.	DISPLACEMENT CM <sup>3</sup>	TANK SIZE LITRES	MAX WORKING PRESSURE BAR	MAX PRESSURE BAR	NETT. PRICE	
					£ STERLING	€ EUROS
ZZ000960	6	1	450	500	£78.75	€ 106.31
ZZ000961	6	2	450	500	£79.80	€ 107.73
ZZ000962	6	3	450	500	£84.00	€ 113.40
ZZ000963	6	5	450	500	£86.10	€ 116.24
ZZ000964	6	7	450	500	£88.20	€ 119.07
ZZ000965	6	10	450	500	£96.60	€ 130.41
ZZ006512	6	20	450	500	£237.60	€ 320.76

## 12cm<sup>3</sup> DOUBLE ACTING HANDPUMP

www.flowfitonline.com  
TECH. DATA SHEET  
**DAHA2**



1 Litre Tank



2 Litre Tank



3 Litre Tank



5 Litre Tank



7 Litre Tank

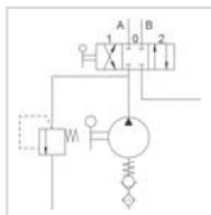


10 Litre Tank

All hand pumps are fully interchangeable with other leading Italian manufacturers.

Supplied with rubber protection for the piston, pressure relief valve and 4/3 flow divider closed centre.

Displacements, tank size and pressures as shown in the table below.



PART NO.	DISPLACEMENT CM <sup>3</sup>	TANK SIZE LITRES	MAX WORKING PRESSURE BAR	MAX PRESSURE BAR	NETT. PRICE	
					£ STERLING	€ EUROS
ZZ000966	12	1	320	380	£78.75	€ 106.31
ZZ000967	12	2	320	380	£79.80	€ 107.73
ZZ000968	12	3	320	380	£84.00	€ 113.40
ZZ000969	12	5	320	380	£86.10	€ 116.24
ZZ000970	12	7	320	380	£88.20	€ 119.07
ZZ000971	12	10	320	380	£96.60	€ 130.41
ZZ006513	12	20	320	380	£237.60	€ 319.95

## 25cm<sup>3</sup> DOUBLE ACTING HANDPUMP

www.flowfitonline.com  
TECH. DATA SHEET  
**DAHA3**



1 Litre Tank



2 Litre Tank



3 Litre Tank



5 Litre Tank



7 Litre Tank

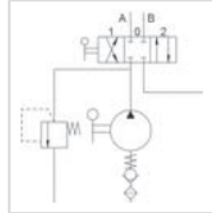


10 Litre Tank

All hand pumps are fully interchangeable with other leading Italian manufacturers.

Supplied with rubber protection for the piston, pressure relief valve and 4/3 flow divider closed centre.

Displacements, tank size and pressures as shown in the table below.



PART NO.	DISPLACEMENT CM <sup>3</sup>	TANK SIZE LITRES	MAX WORKING PRESSURE BAR	MAX PRESSURE BAR	NETT. PRICE	
					£ STERLING	€ EUROS
ZZ000972	25	1	280	350	£78.75	€ 106.31
ZZ000973	25	2	280	350	£79.80	€ 107.73
ZZ000974	25	3	280	350	£84.00	€ 113.40
ZZ000975	25	5	280	350	£86.10	€ 116.24
ZZ000976	25	7	280	350	£88.20	€ 119.07
ZZ000977	25	10	280	350	£96.60	€ 130.41
ZZ006514	25	20	280	350	£237.00	€ 319.95

## 45cm<sup>3</sup> DOUBLE ACTING HANDPUMP

www.flowfitonline.com  
TECH. DATA SHEET  
**DAHA4**



1 Litre Tank



2 Litre Tank



3 Litre Tank



5 Litre Tank



7 Litre Tank

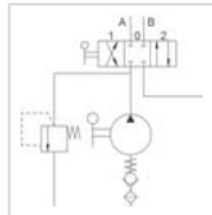


10 Litre Tank

All hand pumps are fully interchangeable with other leading Italian manufacturers.

Supplied with rubber protection for the piston, pressure relief valve and 4/3 flow divider closed centre.

Displacements, tank size and pressures as shown in the table below.



PART NO.	DISPLACEMENT CM <sup>3</sup>	TANK SIZE LITRES	MAX WORKING PRESSURE BAR	MAX PRESSURE BAR	NETT. PRICE	
					£ STERLING	€ EUROS
ZZ000978	45	1	220	280	£81.90	€ 110.57
ZZ000979	45	2	220	280	£82.95	€ 111.98
ZZ000980	45	3	220	280	£87.15	€ 117.65
ZZ000981	45	5	220	280	£89.25	€ 120.49
ZZ000982	45	7	220	280	£91.35	€ 123.32
ZZ000983	45	10	220	280	£99.75	€ 134.66
ZZ006515	45	20	220	280	£240.27	€ 324.36

**GEAR PUMPS, BELL HOUSING  
AND ELECTIC MOTORS**

# HANDPUMP AND POWERPACK TRAILER KITS

PRODUCT	PAGE
SINGLE ACTING HANDPUMP AND CYLINDER KITS	272
DOUBLE ACTING HANDPUMP AND CYLINDER KITS	272
12VDC SINGLE ACTING HYDRAULIC TRAILER KITS	273
24VDC SINGLE ACTING HYDRAULIC TRAILER KITS	273



**QUALITY PRODUCTS**



**FREE ADVICE**



## SINGLE ACTING HANDPUMP AND CYLINDER KITS



These all in one single acting hydraulic trailer kits consists of the following, easy to assemble, components which will allow you to lift the weight and distance as shown against the part number.

Single acting handpump complete with tank and lever, single acting hydraulic cylinder, 3 metres of hose and all required adaptors and washers.

Please note all lifting figures are based on a straight vertical lift.

www.flowfitonline.com  
TECH. DATA SHEET  
**HPTK01**

PART NO.	HANDPUMP DISPLACEMENT CM <sup>3</sup>	TANK SIZE LITRES	LEVER MM	CYLINDER STROKE MM	LIFT TONNES	MAX PRESSURE BAR	HYDRAULIC HOSE METRES	NETT. PRICE	
								£ STERLING	€ EUROS
ZZ000778	25	1	600	400	2.5	200	3	£130.20	€ 175.77
ZZ000779	25	1	600	600	2.5	200	3	£139.65	€ 188.53
ZZ000780	25	2	600	700	2.5	200	3	£142.80	€ 192.78
ZZ000781	25	2	600	400	3.9	200	3	£207.90	€ 280.67
ZZ000782	25	2	600	600	3.9	200	3	£152.25	€ 205.54
ZZ000783	25	3	600	700	3.9	200	3	£154.35	€ 208.37
ZZ000784	25	2	600	400	5.6	200	3	£173.25	€ 233.89
ZZ000785	25	3	600	600	5.6	200	3	£175.35	€ 236.72
ZZ000786	25	3	600	700	5.6	200	3	£179.55	€ 242.39
ZZ000787	25	3	600	400	7.7	200	3	£156.45	€ 211.21
ZZ000788	25	3	600	600	7.7	200	3	£169.05	€ 228.22
ZZ000789	25	5	600	700	7.7	200	3	£182.70	€ 246.65
ZZ000790	25	3	600	400	10	200	3	£165.90	€ 223.97
ZZ000791	25	5	600	600	10	200	3	£179.55	€ 242.39
ZZ000792	25	5	600	700	10	200	3	£192.15	€ 259.40

## DOUBLE ACTING HANDPUMP AND CYLINDER KITS



These all in one double acting hydraulic trailer kits consists of the following, easy to assemble, components which will allow you to lift the weight and distance as shown against the part number.

Double Acting handpump complete with tank and lever, double acting hydraulic cylinder, 2 off 3 metres of hose and all required adaptors and washers.

Please note all lifting figures are based on a straight vertical lift

www.flowfitonline.com  
TECH. DATA SHEET  
**HPTK02**

PART NO.	HANDPUMP DISPLACEMENT CM <sup>3</sup>	TANK SIZE LITRES	LEVER MM	CYLINDER STROKE MM	LIFT TONNES	MAX PRESSURE BAR	HYDRAULIC HOSE METRES	NETT. PRICE	
								£ STERLING	€ EUROS
ZZ000804	25	1	600	400	2.5	200	3m x 2	£157.50	€ 214.45
ZZ000805	25	1	600	600	2.5	200	3m x 2	£162.75	€ 223.17
ZZ000806	25	2	600	700	2.5	200	3m x 2	£165.90	€ 231.17
ZZ000807	25	2	600	400	3.9	200	3m x 2	£164.85	€ 233.19
ZZ000808	25	2	600	600	3.9	200	3m x 2	£166.95	€ 265.18
ZZ000809	25	3	600	700	3.9	200	3m x 2	£177.45	€ 252.98
ZZ000810	25	2	400	400	5.6	200	3m x 2	£170.10	€ 244.25
ZZ000811	25	2	600	600	5.6	200	3m x 2	£204.75	€ 256.61
ZZ000812	25	3	600	700	5.6	200	3m x 2	£229.95	€ 264.61
ZZ000813	25	2	600	400	7.7	200	3m x 2	£180.60	€ 273.33
ZZ000814	25	3	600	600	7.7	200	3m x 2	£190.05	€ 290.78
ZZ000815	25	3	600	700	7.7	200	3m x 2	£202.65	€ 309.00
ZZ000816	25	3	600	400	10	200	3m x 2	£187.95	€ 300.96
ZZ000817	25	5	600	600	10	200	3m x 2	£201.60	€ 330.76
ZZ000818	25	5	600	700	10	200	3m x 2	£214.20	€ 340.94

## 12VDC SINGLE ACTING HYDRAULIC TRAILER KITS



These all in one single acting 12 vdc hydraulic trailer kits consists of the following, easy to assemble, components which will allow you to lift the weight and distance as shown against the part number.

12vdc Single acting hydraulic power pack with 2 button pendant and 4.5 litre tank, single acting hydraulic cylinder, 3 metres of hose and all required adaptors and washers.

Please note all lifting figures are based on a straight vertical lift

www.flowfitonline.com  
TECH. DATA SHEET  
**HPTK03**

PART NO.	FLOW L/MIN	WORKING PRESSURE/BAR	VOLTAGE	CYLINDER STROKE MM	LIFT TONNES	HYDRAULIC HOSE METRES	NETT. PRICE	
							£ STERLING	€ EUROS
ZZ000722	4	220	12VDC	400	2.5	3	£651.34	€ 879.31
ZZ000723	4	220	12VDC	600	2.5	3	£237.68	€ 320.87
ZZ000724	4	220	12VDC	700	2.5	3	£234.84	€ 317.03
ZZ000727	4	220	12VDC	400	3.9	3	£232.63	€ 314.05
ZZ000728	4	220	12VDC	600	3.9	3	£235.94	€ 318.52
ZZ000729	4	220	12VDC	700	3.9	3	£243.66	€ 328.94
ZZ000730	4	220	12VDC	400	5.6	3	£240.35	€ 324.47
ZZ000731	4	220	12VDC	600	5.6	3	£246.96	€ 333.40
ZZ000732	4	220	12VDC	700	5.6	3	£258.84	€ 349.43
ZZ000733	4	220	12VDC	400	7.7	3	£250.27	€ 337.86
ZZ000734	4	220	12VDC	600	7.7	3	£273.85	€ 369.70
ZZ000735	4	220	12VDC	700	7.7	3	£266.81	€ 360.19
ZZ000736	4	220	12VDC	400	10	3	£260.19	€ 351.26
ZZ000737	4	220	12VDC	600	10	3	£271.21	€ 366.13
ZZ000738	4	220	12VDC	700	10	3	£283.35	€ 382.52

## 24VDC SINGLE ACTING HYDRAULIC TRAILER KITS



These all in one single acting 24 vdc hydraulic trailer kits consists of the following, easy to assemble, components which will allow you to lift the weight and distance as shown against the part number.

24vdc Single acting hydraulic power pack with 2 button pendant and 4.5 litre tank, single acting hydraulic cylinder, 3 metres of hose and all required adaptors and washers.

Please note all lifting figures are based on a straight vertical lift

www.flowfitonline.com  
TECH. DATA SHEET  
**HPTK04**

PART NO.	FLOW L/MIN	WORKING PRESSURE/BAR	VOLTAGE	CYLINDER STROKE MM	LIFT TONNES	HYDRAULIC HOSE METRES	NETT. PRICE	
							£ STERLING	€ EUROS
ZZ000741	4	220	24VDC	400	2.5	3	£224.91	€ 303.63
ZZ000742	4	220	24VDC	600	2.5	3	£231.53	€ 312.57
ZZ000743	4	220	24VDC	700	2.5	3	£232.63	€ 314.05
ZZ000744	4	220	24VDC	400	3.9	3	£229.32	€ 309.58
ZZ000747	4	220	24VDC	600	3.9	3	£233.73	€ 315.54
ZZ000748	4	220	24VDC	700	3.9	3	£240.35	€ 324.47
ZZ000749	4	220	24VDC	400	5.6	3	£267.91	€ 361.68
ZZ000750	4	220	24VDC	600	5.6	3	£275.63	€ 372.10
ZZ000751	4	220	24VDC	700	5.6	3	£285.55	€ 385.49
ZZ000752	4	220	24VDC	400	7.7	3	£248.07	€ 334.89
ZZ000753	4	220	24VDC	600	7.7	3	£257.99	€ 348.29
ZZ000754	4	220	24VDC	700	7.7	3	£264.60	€ 357.21
ZZ000755	4	220	24VDC	400	10	3	£257.99	€ 348.29
ZZ000756	4	220	24VDC	600	10	3	£269.07	€ 363.24
ZZ000757	4	220	24VDC	700	10	3	£281.14	€ 379.54



# FLOWFIT®




## UK DISTRIBUTORS!!

Flowfit have a huge stock quantity of Hydraulic Filter elements available. With the help of our very own hydraulic cross reference catalogue we can matchup any replacement elements!



Call us on 01584 876033 for more information on our replacement elements or to get your replacement element catalogue now!



[www.flowfitonline.com](http://www.flowfitonline.com)



# HYDRAULIC CYLINDERS

# FLOWFIT

# HYDRAULIC CYLINDERS

PRODUCT	PAGE
SERIES 100 - SINGLE ACTING HYDRAULIC CYLINDER	276
SERIES 200 - DOUBLE ACTING HYDRAULIC CYLINDER	278
SERIES 300 - DOUBLE ACTING HYDRAULIC CYLINDER (NO ENDS)	282
SERIES 400 - DOUBLE ACTING HYDRAULIC CYLINDER	284
SERIES 590 - TURN-OVER PLOUGH CYLINDER	286
SERIES 600 - STANDARD HYDRAULIC TOP LINK	287
SERIES 610 - HYDRAULIC TOP LINK (FIXED)	288
SERIES 620 - HYDRAULIC TOP LINK (RAPID HOOK)	289
SERIES 630 - HYDRAULIC TOP LINK (RAPID HOOK)	290
SERIES 700 - BRAKE CYLINDER (SINGLE ACTING)	291
SERIES 710 - BRAKE CYLINDER (SINGLE ACTING)	291
FOLDING HYDRAULIC CRUTCH	292



**FROM ONLY**  
**£44.24**  
+VAT



**FROM ONLY**  
**£58.51**  
+VAT



**QUALITY PRODUCTS**

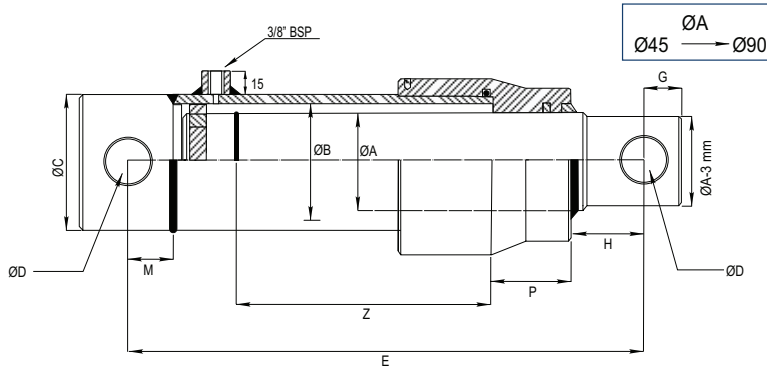
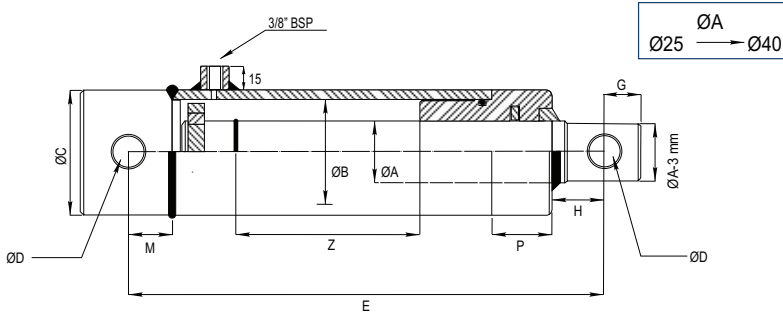


**FREE ADVICE**

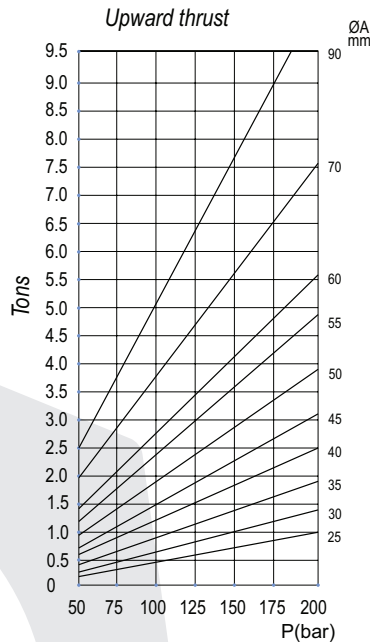
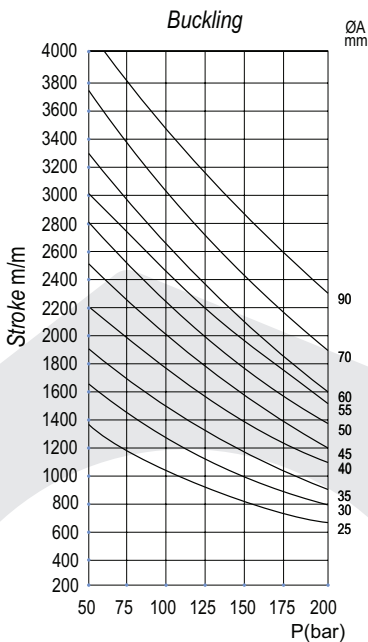

**FLOWFIT®**  
**24 HOUR**  
**DELIVERY**

## SERIES 100 - SINGLE ACTING HYDRAULIC CYLINDER

www.flowfitonline.com  
TECH. DATA SHEET  
**FHC01**



Working pressure: 180 bars.  
Speed: 0.5 m/s.  
Working temperature: -25°C - +80°C.  
Oil: Mineral oil.  
Rod: C45 f7 25 microns.  
Tube: St52.3 Din2393 Iso H9



Push Force =  $\pi r^2 \times \text{pressure (bar)}$   
Example = Cylinder 40-70/80  
 $3.5^2 \times 3.14 \times 150 \text{ (bar)}$   
Total 5769.75 Kgs

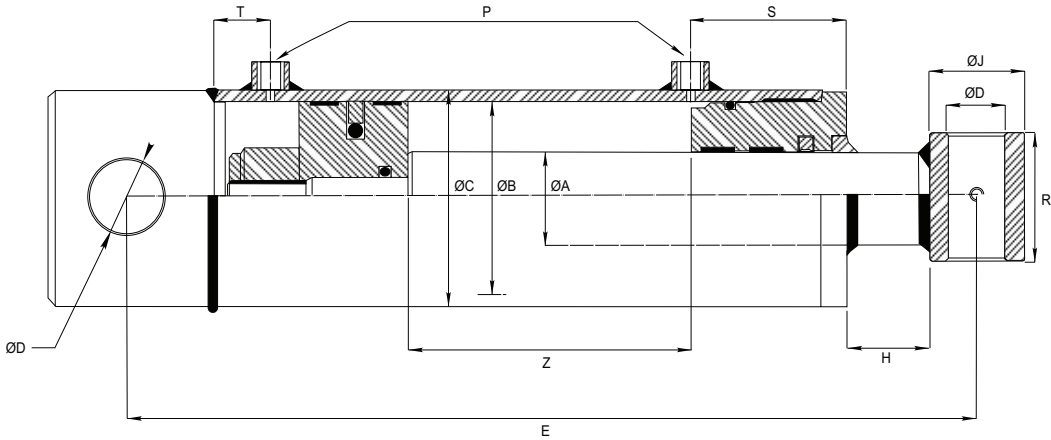
Volume =  $\pi r^2 \times h \text{ (height)}$   
Example = Cylinder 40-70/80-400 (mm)  
 $3.5^2 \times 3.14 \times 0.04 \text{ (m.)}$   
Total 1.5386 litres

ORDER CODE	ØA	B	STROKE	E	G	D	C	H	M	P	VOL (LITRES)	WEIGHT (KGS)	NETT. PRICE	
													£ STERLING	€ EUROS
100/010			100	190							0.08	1.5	£60.70	€ 81.95
100/020	25	32	200	290	14	14.2	40	24	17	20	0.16	2.3	£67.34	€ 90.90
100/030			300	390							0.24	3	£73.86	€ 99.71
101/020			200	300							0.25	3.6	£80.23	€ 108.31
101/030			300	400							0.38	4.7	£88.69	€ 119.74
101/040	30	40	400	500	17	16.2	50	26	22	22	0.5	6	£98.46	€ 132.92
101/050			500	600							0.69	7.6	£106.98	€ 144.43
101/070			700	800							0.88	9.4	£128.76	€ 173.83
102/020			200	330							0.32	4.7	£85.20	€ 115.02
102/030			300	430							0.48	6.1	£94.44	€ 127.49
102/040	35	45	400	530	20	20.25	55	32		24	0.64	7.5	£103.69	€ 139.98
102/050			500	630							0.87	9.6	£112.86	€ 152.37
102/070			700	830							1.11	11.7	£131.27	€ 177.22
103/020			200	330							0.39	6	£108.41	€ 146.36
103/030			300	430							0.59	7.6	£120.63	€ 162.86
103/040	40	50	400	530	22	23		32		32	0.79	9.3	£132.92	€ 179.44
103/050			500	630							1.08	11.7	£145.13	€ 195.93
103/070			700	830							1.37	14.2	£169.62	€ 228.98
104/020			200	330			60			25	0.39	7	£137.06	€ 185.03
104/030			300	430							0.59	8.9	£150.43	€ 203.09
104/040	45	50	400	530	22	23		34		35	0.79	10.9	£163.81	€ 221.14
104/050			500	630							1.08	13.7	£177.28	€ 239.33
104/070			700	830							1.37	16.7	£204.04	€ 275.45
105/020			200	360							0.48	8.9	£143.42	€ 193.62
105/030			300	460							0.71	11.2	£158.85	€ 214.45
105/040	50	55	400	560			65	49		44	0.95	13.5	£174.31	€ 235.32
105/050			500	660							1.31	16.8	£189.72	€ 256.13
105/070			700	860							1.66	20.4	£220.59	€ 297.80
106/030			300	460							0.85	13.6	£229.29	€ 309.54
106/050	55	60	500	660	25	25.25	70	41		52	1.56	19.3	£269.72	€ 364.13
106/070			700	860							1.98	24.2	£310.17	€ 418.73
107/020			200	360							0.66	12.6	£209.12	€ 282.31
107/030			300	460							1	15.7	£229.33	€ 309.60
107/040	60	65	400	560			75	36		29	1.33	18.7	£249.56	€ 336.91
107/050			500	660							1.83	23.3	£269.77	€ 364.18
107/070			700	860							2.32	28.4	£310.19	€ 418.76
108/030			300	495							1.51	25.1	£257.67	€ 347.85
108/040	70	80	400	595	28	30.5	90	50		67	2.02	29.6	£285.45	€ 385.36
108/050			500	695							2.52	34.5	£311.08	€ 419.96
108/070			700	895							3.53	43.4	£364.53	€ 492.11



## SERIES 200 – DOUBLE ACTING HYDRAULIC CYLINDER

www.flowfitonline.com  
TECH. DATA SHEET  
**FHC02**

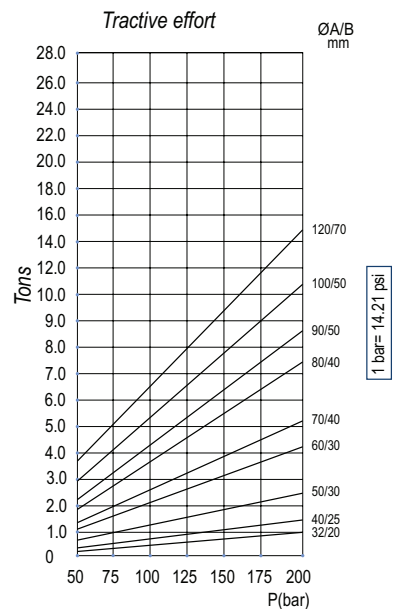
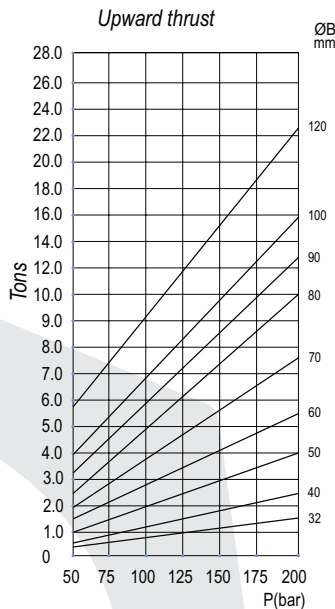
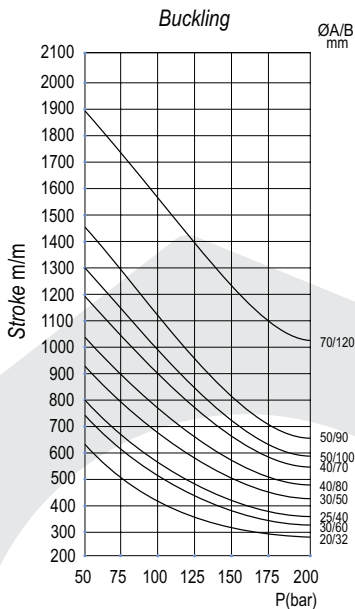


Working pressure: 180 bars.  
Speed: 0.5 m/s.  
Working temperature: -25°C - +80°C.  
Oil: Mineral oil.  
Rod: C45 f7 25 microns.  
Tube: St52.3 Din2393 Iso H9

Volume =  $x r^2 \times h$  (height)  
Example = Cylinder 40-70/80-400 (mm)  
 $3.5^2 \times 3.14 \times 0.04$  (m.)  
Total 1.5386 litres

Push Force =  $x r^2 \times \text{pressure (bar)}$   
Example = Cylinder 40-70/80  
 $3.5^2 \times 3.14 \times 150$  (bar)  
Total 5.769.75 Kgs

Push Force =  $x r^2 \times \text{pressure (bar)}$   
Example = Cylinder 40-70/80  
Calculate Rod Area:  $3.14 \times 2.0^2 = 12.56$   
Calculate Tube Area:  $3.14 \times 3.5^2 = 38.465$   
Subtract Areas:  $38.465 - 12.56 = 25.905$   
Strength:  $25.905 \times 150$  (bar) = 3885.79



ORDER CODE	ROD A	Z STROKE	E CLOSED CENTRE	B BORE	C OD	D PIN HOLE	H	T	J	R	S	P	VOL	WEIGHT	NETT. PRICE	
															£ STERLING	€ EUROS
200/005	20	50	205	32	40	16.25	46	10	30	35	33	1/4 BSP	0.04	1.7	£44.24	€ 59.72
200/010		100	255									1/4 BSP	0.10	2.00	£45.68	€ 61.66
200/015		150	305									1/4 BSP	0.12	2.30	£47.01	€ 63.46
200/020		200	355									1/4 BSP	0.17	2.60	£50.10	€ 67.63
200/025		250	405									1/4 BSP	0.20	2.90	£51.32	€ 69.29
200/030		300	455									1/4 BSP	0.25	3.20	£52.72	€ 71.17
200/035		350	505									1/4 BSP	0.28	3.30	£55.53	€ 74.97
200/040		400	555									1/4 BSP	0.32	3.40	£57.32	€ 77.38
200/050		500	655									1/4 BSP	0.40	3.50	£59.73	€ 80.64
200/060		600	755									1/4 BSP	0.48	3.80	£78.73	€ 106.28
200/070		700	855									1/4 BSP	0.56	4.10	£85.81	€ 115.84
200/080		800	955									1/4 BSP	0.64	4.40	£89.57	€ 120.91
200/090		900	1055									1/4 BSP	0.72	4.70	£92.24	€ 124.53
200/100		1000	1155									1/4 BSP	0.80	5.00	£99.02	€ 133.67
200/110		1100	1255									1/4 BSP	0.85	5.30	£105.81	€ 142.84
200/120	1200	1355	1/4 BSP	0.96	5.60	£112.51	€ 151.89									
200/130	1300	1455	1/4 BSP	1.04	5.90	£119.39	€ 161.17									
200/140	1400	1555	1/4 BSP	1.12	6.20	£126.17	€ 170.33									
200/150	1500	1655	1/4 BSP	1.20	6.50	£135.06	€ 182.33									
201/010	25	100	270	40	50	20.5	30	16	35	40	42	3/8 BSP	0.12	2.80	£50.15	€ 67.70
201/015		150	320									3/8 BSP	0.18	3.50	£52.24	€ 70.52
201/020		200	370									3/8 BSP	0.25	3.80	£54.36	€ 73.38
201/025		250	420									3/8 BSP	0.31	4.20	£56.18	€ 75.84
201/030		300	470									3/8 BSP	0.40	4.80	£58.55	€ 79.04
201/035		350	520									3/8 BSP	0.44	5.20	£61.24	€ 82.67
201/040		400	570									3/8 BSP	0.55	5.80	£62.75	€ 84.71
201/050		500	670									3/8 BSP	0.60	6.80	£66.97	€ 90.41
201/060		600	770									3/8 BSP	0.75	7.80	£71.14	€ 96.04
201/070		700	870									3/8 BSP	0.90	8.80	£75.36	€ 101.73
201/080		800	970									3/8 BSP	1.00	9.60	£79.56	€ 107.40
201/090		900	1070									3/8 BSP	1.13	10.60	£94.01	€ 126.91
201/100		1000	1170									3/8 BSP	1.25	11.60	£100.88	€ 136.19
201/110		1100	1270									3/8 BSP	1.38	12.60	£107.75	€ 145.46
201/120		1200	1370									3/8 BSP	1.50	13.60	£115.01	€ 155.26
201/130	1300	1470	3/8 BSP	1.63	14.60	£121.49	€ 164.00									
201/140	1400	1570	3/8 BSP	1.76	15.60	£128.37	€ 173.30									
201/150	1500	1670	3/8 BSP	1.88	16.60	£135.21	€ 182.53									
202/010	30	100	300	50	60	25.5	47	20	35	45	43	3/8 BSP	0.19	4.40	£61.53	€ 83.07
202/015		150	350									3/8 BSP	0.29	5.00	£64.18	€ 86.64
202/020		200	400									3/8 BSP	0.39	5.00	£66.82	€ 90.21
202/025		250	450									3/8 BSP	0.49	5.60	£70.60	€ 95.31
202/030		300	500									3/8 BSP	0.59	7.06	£72.14	€ 97.38
202/035		350	550									3/8 BSP	0.68	7.40	£75.66	€ 102.15
202/040		400	600									3/8 BSP	0.79	8.28	£77.43	€ 104.53
202/045		450	650									3/8 BSP	0.88	8.70	£80.91	€ 109.23
202/050		500	700									3/8 BSP	0.98	9.50	£82.74	€ 111.70
202/060		600	800									3/8 BSP	1.18	10.72	£88.05	€ 118.87
202/070		700	900									3/8 BSP	1.37	11.94	£93.35	€ 126.02
202/080		800	1000									3/8 BSP	1.57	12.90	£98.64	€ 133.16
202/090		900	1100									3/8 BSP	1.76	14.10	£103.94	€ 140.32
202/100		1000	1200									3/8 BSP	1.96	15.30	£109.26	€ 147.51
202/110		1100	1300									3/8 BSP	2.16	16.50	£127.62	€ 172.28
202/120	1200	1400	3/8 BSP	2.35	17.70	£135.74	€ 183.25									
202/130	1300	1500	3/8 BSP	2.55	18.90	£143.84	€ 194.18									
202/140	1400	1600	3/8 BSP	2.75	20.10	£151.98	€ 205.17									
202/150	1500	1700	3/8 BSP	2.94	21.30	£160.10	€ 216.14									
203/010	30	100	300	60	70	25.5	46	20	35	45	47	3/8 BSP	0.28	6.10	£70.58	€ 95.28
203/015		150	350									3/8 BSP	0.42	6.50	£73.21	€ 98.83
203/020		200	400									3/8 BSP	0.57	7.08	£76.19	€ 102.85
203/025		250	450									3/8 BSP	0.70	7.65	£79.55	€ 107.39
203/030		300	500									3/8 BSP	0.85	8.46	£81.78	€ 110.41
203/035		350	550									3/8 BSP	0.99	9.30	£86.01	€ 116.11
203/040		400	600									3/8 BSP	1.13	9.84	£87.38	€ 117.96


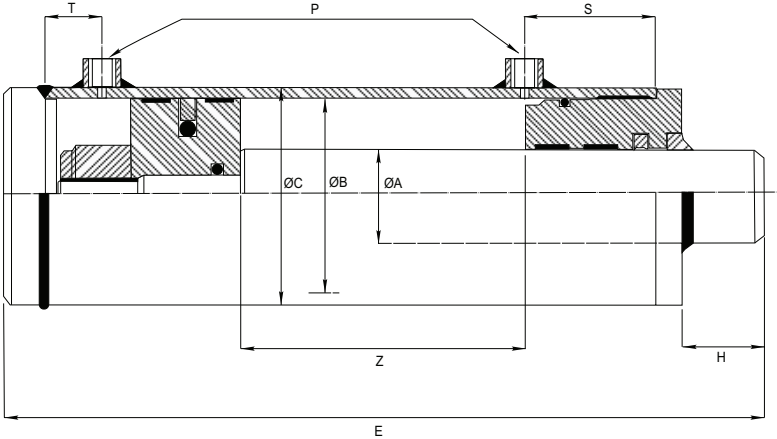
ORDER CODE	ROD A	Z STROKE	E CLOSED CENTRE	B BORE	C OD	D PIN HOLE	H	T	J	R	S	P	VOL	WEIGHT	NETT. PRICE	
															£ STERLING	€ EUROS
203/045		450	650									3/8 BSP	1.27	10.10	£90.99	€ 122.84
203/050		500	700									3/8 BSP	1.41	11.22	£93.09	€ 125.68
203/060		600	800									3/8 BSP	1.70	12.60	£98.57	€ 133.07
203/070		700	900									3/8 BSP	1.98	13.98	£104.14	€ 140.59
203/080		800	1000									3/8 BSP	2.26	14.8	£123.42	€ 166.61
203/085		850	1050									3/8 BSP	2.40	15.4	£128.25	€ 173.13
203/090		900	1100	60	60	60						3/8 BSP	2.54	16.1	£132.81	€ 179.30
203/100		1000	1200									3/8 BSP	2.82	17.3	£138.52	€ 187.00
203/110		1100	1300									3/8 BSP	3.10	18.6	£147.68	€ 199.37
203/120		1200	1400									3/8 BSP	3.38	19.9	£156.79	€ 211.66
203/130		1300	1500									3/8 BSP	3.66	21.2	£165.91	€ 223.98
203/140		1400	1600									3/8 BSP	3.14	22.5	£175.04	€ 236.30
203/150		1500	1700									3/8 BSP	4.22	23.8	£184.17	€ 248.63
204/010		100	310									3/8 BSP	0.38	9.59	£91.51	€ 123.54
204/020		200	410									3/8 BSP	0.77	10.39	£96.53	€ 130.31
204/025		250	460									3/8 BSP	0.96	11.30	£100.55	€ 135.74
204/030		300	510				34					3/8 BSP	1.15	12.22	£104.56	€ 141.15
204/035		350	560									3/8 BSP	1.34	13.00	£108.61	€ 146.63
204/040		400	610									3/8 BSP	1.54	14.05	£112.61	€ 152.03
204/050		500	710									3/8 BSP	1.92	15.88	£120.67	€ 162.90
204/055		550	760									3/8 BSP	2.11	16.71	£124.59	€ 168.20
204/060		600	810									3/8 BSP	2.31	17.71	£128.71	€ 173.76
204/070		700	910	70	80							3/8 BSP	2.69	19.54	£136.74	€ 184.60
204/080		800	1010									3/8 BSP	3.00	21.50	£144.77	€ 195.44
204/090	40	900	1110									3/8 BSP	3.40	22.75	£152.81	€ 206.29
204/100		1000	1210									3/8 BSP	3.85	23.54	£169.77	€ 229.20
204/110		1100	1310						50	55		3/8 BSP	4.23	24.54	£178.30	€ 240.71
204/120		1200	1410									3/8 BSP	4.62	25.60	£184.20	€ 248.67
204/130		1300	1510									3/8 BSP	5.00	27.54	£194.93	€ 263.16
204/140		1400	1610									3/8 BSP	5.39	29.54	£205.65	€ 277.63
204/150		1500	1710									3/8 BSP	5.77	32.50	£216.33	€ 292.05
204/180		1800	2010					26				3/8 BSP	6.93	34.60	£216.33	€ 292.05
205/010		100	310									3/8 BSP	0.53	10.00	£94.50	€ 127.58
205/020		200	410									3/8 BSP	1.01	12.10	£119.37	€ 161.16
205/025		250	460									3/8 BSP	1.25	13.00	£124.09	€ 167.52
205/030		300	510									3/8 BSP	1.51	14.10	£128.77	€ 173.84
205/035		350	560									3/8 BSP	1.76	15.00	£133.49	€ 180.21
205/040		400	610									3/8 BSP	2.01	16.10	£138.19	€ 186.56
205/050		500	710									3/8 BSP	2.51	18.10	£147.57	€ 199.22
205/060		600	810									3/8 BSP	3.02	20.10	£156.95	€ 211.89
205/070		700	910	80	90							3/8 BSP	3.52	22.10	£166.33	€ 224.55
205/080		800	1010									3/8 BSP	4.02	24.10	£175.73	€ 237.23
205/090		900	1110									3/8 BSP	4.52	26.10	£184.46	€ 249.03
205/100		1000	1210									3/8 BSP	5.03	28.10	£194.71	€ 262.86
205/110		1100	1310									3/8 BSP	5.53	30.10	£206.10	€ 278.24
205/120		1200	1410									3/8 BSP	6.03	32.10	£218.23	€ 294.61
205/130		1300	1510									3/8 BSP	6.53	34.10	£230.39	€ 311.03
205/140		1400	1610									3/8 BSP	7.04	36.10	£242.58	€ 327.49
205/150		1500	1710									3/8 BSP	7.54	38.10	£254.74	€ 343.90
206/005		50	275									3/8 BSP	0.31	10.70	£125.09	€ 168.87
206/010		100	325									3/8 BSP	0.63	12.20	£126.38	€ 170.61
206/020		200	425									3/8 BSP	1.27	15.15	£144.50	€ 195.08
206/030		300	525									3/8 BSP	1.91	18.15	£162.75	€ 219.71
206/040		400	625									3/8 BSP	2.54	21.15	£179.14	€ 241.84
206/050		500	725									3/8 BSP	3.17	24.15	£198.63	€ 268.15
206/060	50	600	825	90	100							3/8 BSP	3.80	27.15	£217.38	€ 293.47
206/070		700	925						60	70	60	3/8 BSP	4.43	30.15	£235.58	€ 318.03
206/080		800	1025									3/8 BSP	5.09	33.2	£244.24	€ 329.72
206/090		900	1125									3/8 BSP	5.72	36.2	£261.77	€ 353.38
206/100		1000	1225									3/8 BSP	6.36	39.20	£271.07	€ 365.94
206/110		1100	1325									3/8 BSP	7.03	42.20	£281.36	€ 379.83
206/120		1200	1425									3/8 BSP	7.63	45.20	£298.02	€ 402.33



ORDER CODE	ROD A	Z STROKE	E CLOSED CENTRE	B BORE	C OD	D PIN HOLE	H	T	J	R	S	P	VOL	WEIGHT	NETT. PRICE	
															£ STERLING	€ EUROS
206/130	50	1300	1525	90	100	30.5	28	26	60	70	60	3/8 BSP	8.27	48.20	£314.60	€ 424.71
206/140		1400	1625									3/8 BSP	8.91	51.20	£331.49	€ 447.50
206/150		1500	1725									3/8 BSP	9.54	54.20	£347.79	€ 469.52
207/010		100	325	100	115	30.5	25	26	60	70	67	1/2 BSP	0.78	19.50	£163.42	€ 220.62
207/020		200	425									1/2 BSP	1.57	22.70	£170.38	€ 230.02
207/030		300	525									1/2 BSP	2.36	27.60	£185.51	€ 250.44
207/040		400	625									1/2 BSP	3.14	30.80	£200.66	€ 270.88
207/050		500	725									1/2 BSP	3.94	34.00	£215.72	€ 291.23
207/060		600	825									1/2 BSP	4.74	37.20	£232.87	€ 314.37
207/070		700	925									1/2 BSP	5.54	40.40	£245.97	€ 332.06
207/080		800	1025									1/2 BSP	6.28	41.30	£261.79	€ 353.41
207/090		900	1125									1/2 BSP	7.07	43.00	£276.23	€ 372.92
207/100		1000	1225									1/2 BSP	7.86	45.90	£291.35	€ 393.33
207/110		1100	1325									1/2 BSP	8.64	48.80	£310.09	€ 418.62
207/120		1200	1425									1/2 BSP	9.43	51.70	£329.58	€ 444.94
207/130	1300	1525	1/2 BSP									10.21	54.60	£348.93	€ 471.05	
207/140	1400	1625	1/2 BSP									11.00	57.50	£368.18	€ 497.05	
207/150	1500	1725	1/2 BSP									11.79	60.40	£387.40	€ 522.99	
208/020	70	200	510	120	140	40.5	39	30	80	80	67	1/2 BSP	2.26	45.00	£305.43	€ 412.34
208/040		400	710									1/2 BSP	4.23	55.00	£305.43	€ 412.34
208/050		500	810									1/2 BSP	5.65	62.50	£318.06	€ 429.37
208/060		600	910									1/2 BSP	7.07	70.00	£381.17	€ 514.58
208/070		700	1010									1/2 BSP	8.49	77.50	£413.99	€ 558.89
208/100		1000	1310									1/2 BSP	11.31	100.00	£512.45	€ 691.81
208/130		1300	1610									1/2 BSP	14.71	138.00	£612.29	€ 826.59

## SERIES 300 - DOUBLE ACTING HYDRAULIC CYLINDER (NO ENDS)

www.flowfitonline.com  
TECH. DATA SHEET  
**FHC03**

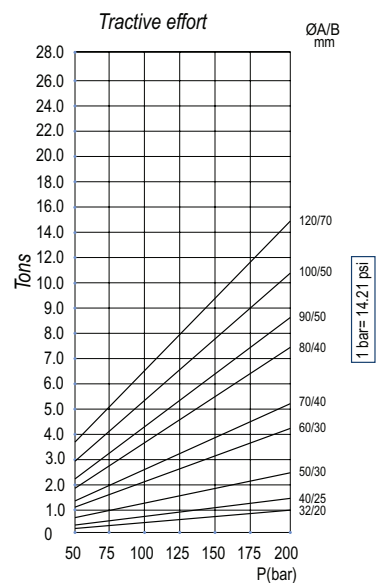
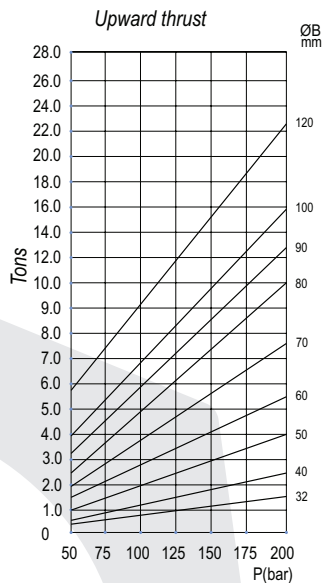
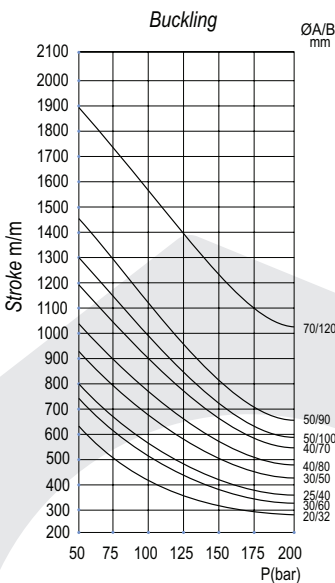


Working pressure: 180 bars.  
Speed: 0.5 m/s.  
Working temperature: -25°C - +80°C.  
Oil: Mineral oil.  
Rod: C45 f7 25 microns.  
Tube: St52.3 Din2393 Iso H9

Volume =  $\pi r^2 \times h$  (height)  
Example = Cylinder 40-70/80-400  
 $3.5^2 \times 3.14 \times 0.04$  (m.)  
Total 1.5386 litres

Push Force =  $\pi r^2 \times \text{pressure (bar)}$   
Example = Cylinder 40-70/80  
 $3.5^2 \times 3.14 \times 150$  (bar)  
Total 5.769.75 Kgs

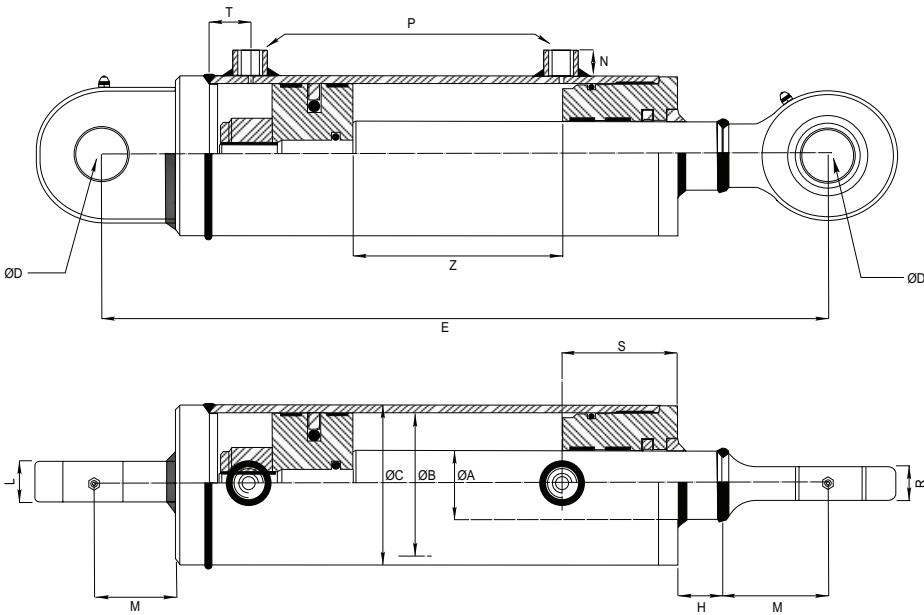
Push Force =  $\pi r^2 \times \text{pressure (bar)}$   
Example = Cylinder 40-70/80  
Calculate Rod Area:  $3.14 \times 2.0^2 = 12.56$   
Calculate Tube Area:  $3.14 \times 3.5^2 = 38.465$   
Subtract Areas:  $38.465 - 12.56 = 25.905$   
Strength:  $25.905 \times 150$  (bar) = 3885.79



ORDER CODE	ØA	STROKE	E	B	C	H	T	S	P	VOL (LITRES)	WEIGHT (KGS)	NETT. PRICE								
												£ STERLING	€ EUROS							
300/010	20	100	233	32	40	46	10	33	1/4"	0.1	1.9	£33.71	€ 45.50							
300/020		200	333							0.16	2.5	£36.87	€ 49.77							
300/030		300	433							0.24	3.1	£40.03	€ 54.04							
301/020	25	200	345	40	50	30	16	42	3/8"	0.25	3.5	£43.51	€ 58.74							
301/030		300	445							0.38	4.5	£47.71	€ 64.41							
301/040		400	545							0.5	5.5	£51.91	€ 70.08							
301/050		500	645							0.69	6.5	£57.93	€ 78.20							
301/060		600	745							0.76	7.5	£62.21	€ 83.99							
301/070		700	845							0.88	8.5	£84.66	€ 114.29							
302/020		30	200							370	50	60	47	20	43	3/8"	0.39	4.9	£52.21	€ 70.48
302/030	300		470	0.59	6.2	£59.39	€ 80.17													
302/040	400		570	0.79	7.5	£62.78	€ 84.75													
302/050	500		670	0.98	8.8	£70.69	€ 95.43													
302/060	600		770	1.18	10.1	£76.36	€ 103.08													
302/070	700		870	1.37	11.4	£85.83	€ 115.87													
303/020	200		371	60	70	46	20	47	3/8"	0.57							6.2	£60.20	€ 81.27	
303/030	300		471							0.85							7.5	£65.80	€ 88.83	
303/040	400		571							1.13							8.9	£71.40	€ 96.39	
303/050	500		671							1.41							10.3	£77.01	€ 103.96	
303/060	600	771	1.7							11.6	£82.61	€ 111.53								
303/070	700	871	1.98							13	£92.78	€ 125.25								
304/020	40	200	371							70	80	34	26	51	3/8"	0.77	8.7	£77.15	€ 104.16	
304/030		300	471	1.15	10.6	£85.21	€ 115.03													
304/040		400	571	1.54	12.6	£93.27	€ 125.92													
304/050		500	671	1.92	14.5	£101.35	€ 136.82													
304/060		600	771	2.31	16.4	£109.37	€ 147.65													
304/070		700	871	2.69	18.3	£124.61	€ 168.23													
305/020		200	371	80	90	21	26	56	3/8"							1.01	11.6	£95.03	€ 128.28	
305/030		300	471													1.51	13.8	£104.95	€ 141.68	
305/040		400	571													2.01	16.1	£114.92	€ 155.15	
305/050		500	671													2.51	18.4	£124.83	€ 168.53	
305/060		600	771													3.02	20.6	£134.79	€ 181.96	
305/070		700	871													3.52	22.9	£153.16	€ 206.77	
306/020		50	200													382	90	100	28	26
306/030			300	482	1.91	17.05	£138.61	€ 187.12												
306/040			400	582	2.54	20.1	£155.94	€ 210.51												
306/050	500		682	3.17	23.15	£173.54	€ 234.28													
306/060	600		782	3.8	26.2	£191.14	€ 258.04													
306/070	700		882	4.43	29.35	£208.74	€ 281.80													
307/030	70		300	487	100	115	25	26	67	1/2"	2.36	23.9	£180.83	€ 244.12						
307/040			400	587							3.14	27.4	£199.89	€ 269.85						
307/050			500	687							3.94	30.9	£223.01	€ 301.06						
307/060			600	787							4.74	34.5	£249.26	€ 336.50						
307/070		700	887	5.54							38	£269.46	€ 363.77							
308/040		70	400	655							120	140	39	30	67	1/2"	4.23	50.1	£P0A	£P0A
308/050			500	755													5.65	57.25	£P0A	£P0A
308/060	600		855	7.07	64.5	£P0A	£P0A													
308/070	700		955	8.49	71.8	£P0A	£P0A													

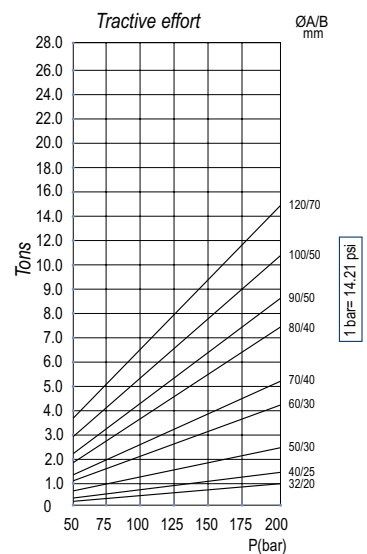
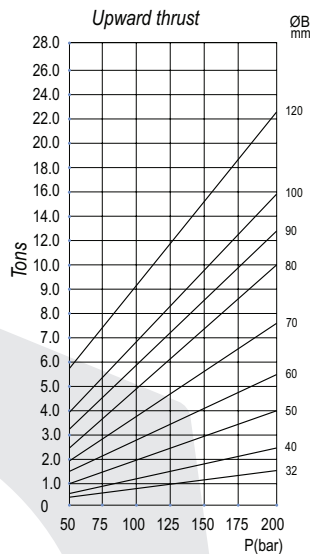
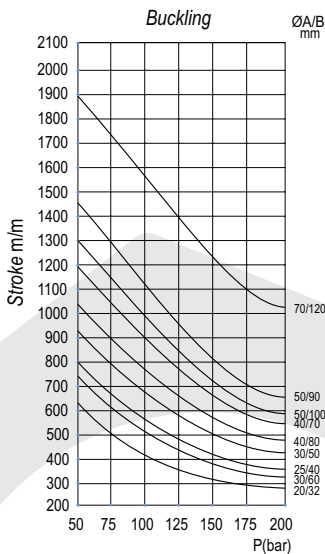
## SERIES 400 - DOUBLE ACTING HYDRAULIC CYLINDER

www.flowfitonline.com  
TECH. DATA SHEET  
**FHC04**



Working pressure: 180 bars.  
Speed: 0.5 m/s.  
Working temperature: -25°C - +80°C.  
Oil: Mineral oil.  
Rod: C45 I7 25 microns.  
Tube: St52.3 Din2393 Iso H9

Option: Dual pilot operated check valve set. (VADP008EX).  
TAC and TPN series welded ball joints.

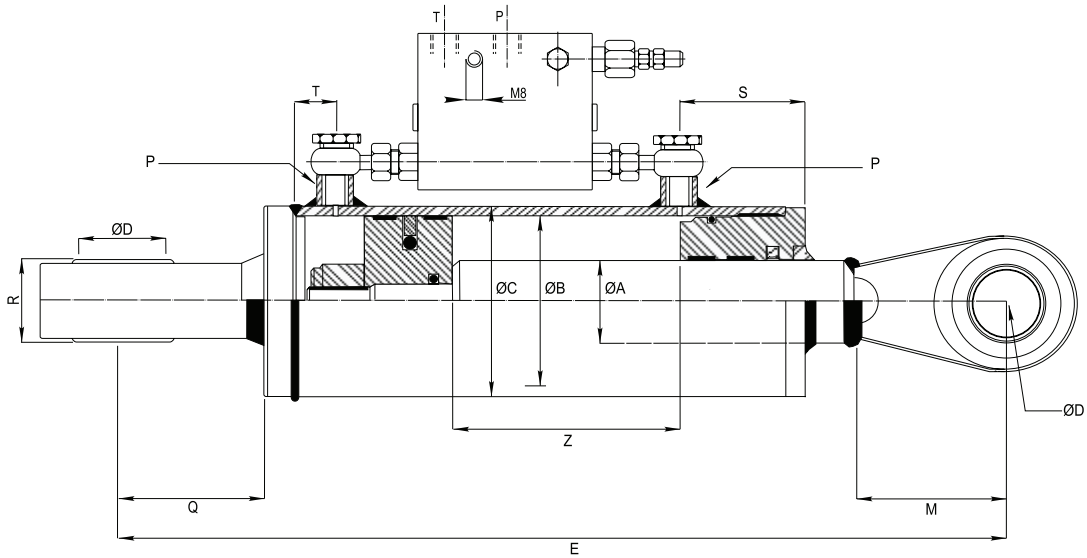


ORDER CODE	ØA	Z STROKE	E	B	C	D	H	T	N	L	S	M	R	P	VOL	WEIGHT	NETT. PRICE	
																	£ STERLING	€ EUROS
400/010	20	100	280	32	40	20.00 <sup>+0.02</sup> <sub>-0.00</sub>	14	10	16	19	33	38	16	1/4"	0.1	2.5	£58.52	€ 79.00
400/020		200	380												0.16	3.1	£65.22	€ 88.04
400/030		300	480												0.24	3.7	£71.87	€ 97.03
401/020	25	200	410	40	50	20.004 <sup>+0.02</sup> <sub>-0.00</sub>	19	16	16	19	42	38	16	3/8"	0.25	4.1	£85.06	€ 114.83
401/030		300	510												0.38	5.1	£95.37	€ 128.75
401/040		400	610												0.5	6.1	£108.58	€ 146.58
401/050	25	500	710	40	50	20.004 <sup>+0.02</sup> <sub>-0.00</sub>	19	16	16	19	42	38	16	3/8"	0.69	7.1	£115.97	€ 156.56
401/060		600	810												0.76	8.1	£126.28	€ 170.48
401/070		700	910												0.88	9.1	£139.20	€ 187.92
402/020	30	200	430	50	60	25.00 <sup>+0.02</sup> <sub>-0.00</sub>	17	20	16	23	45	20	3/8"	0.39	5.9	£89.95	€ 121.44	
402/030		300	530											0.59	7.2	£100.83	€ 136.12	
402/040		400	630											0.79	8.5	£111.37	€ 150.35	
402/050	30	500	730	50	60	25.00 <sup>+0.02</sup> <sub>-0.00</sub>	17	20	16	23	45	20	3/8"	0.98	9.8	£126.54	€ 170.82	
402/060		600	830											1.18	11.1	£132.45	€ 178.80	
402/070		700	930											1.37	12.4	£142.97	€ 193.01	
403/020	30	200	430	60	70	30.00 <sup>+0.02</sup> <sub>-0.00</sub>	15	20	16	23	45	20	3/8"	0.57	7.2	£98.82	€ 133.40	
403/030		300	530											0.85	8.5	£110.37	€ 148.99	
403/040		400	630											1.13	9.8	£121.97	€ 164.66	
403/050	30	500	730	60	70	30.00 <sup>+0.02</sup> <sub>-0.00</sub>	15	20	16	23	45	20	3/8"	1.41	11.1	£133.41	€ 180.11	
403/060		600	830											1.7	12.4	£144.95	€ 195.69	
403/070		700	930											1.98	13.7	£156.52	€ 211.31	
404/020	40	200	465	70	80	30.00 <sup>+0.02</sup> <sub>-0.00</sub>	26	16	28	51	22	3/8"	0.77	10.25	£135.09	€ 182.38		
404/030		300	565										1.15	12.15	£151.44	€ 204.45		
404/040		400	665										1.54	14.05	£167.01	€ 225.47		
404/050	40	500	765	70	80	30.00 <sup>+0.02</sup> <sub>-0.00</sub>	26	16	28	51	22	3/8"	1.92	15.95	£181.30	€ 244.76		
404/060		600	865										2.31	17.85	£198.10	€ 267.44		
404/070		700	965										2.69	19.75	£213.66	€ 288.45		
405/020	40	200	465	80	90	30.00 <sup>+0.02</sup> <sub>-0.00</sub>	13	16	28	56	22	3/8"	1.01	13.15	£170.88	€ 230.68		
405/030		300	565										1.51	15.35	£189.02	€ 255.18		
405/040		400	665										2.01	17.55	£207.28	€ 279.83		
405/050	40	500	765	80	90	30.00 <sup>+0.02</sup> <sub>-0.00</sub>	13	16	28	56	22	3/8"	2.51	19.75	£225.48	€ 304.39		
405/060		600	865										3.02	21.95	£243.67	€ 328.96		
405/070		700	965										3.52	24.15	£261.88	€ 353.54		
406/020	50	200	510	90	100	40.00 <sup>+0.02</sup> <sub>-0.00</sub>	18	16	35	69	28	3/8"	1.27	17.8	£235.90	€ 318.47		
406/030		300	610										1.91	20.75	£253.39	€ 342.07		
406/040		400	710										2.54	23.7	£272.84	€ 368.34		
406/050	50	500	810	90	100	40.00 <sup>+0.02</sup> <sub>-0.00</sub>	18	16	35	69	28	3/8"	3.17	26.65	£279.57	€ 377.42		
406/060		600	910										3.8	29.6	£315.32	€ 425.68		
406/070		700	1010										4.43	32.55	£345.61	€ 466.57		
407/030	70	300	615	100	115	40.00 <sup>+0.02</sup> <sub>-0.00</sub>	15	20	35	67	28	1/2"	2.36	27.6	£332.45	€ 448.81		
407/040		400	715										3.14	31.1	£360.52	€ 486.70		
407/050		500	815										3.94	34.6	£367.76	€ 496.48		
407/060	70	600	915	120	140	50.00 <sup>+0.02</sup> <sub>-0.00</sub>	17	30	40	67	88	35	1/2"	4.74	38.1	£409.93	€ 553.41	
407/070		700	1015											5.54	41.6	£449.05	€ 606.22	
408/040		400	770											4.23	57	£502.88	€ 678.88	
408/050	70	500	870	120	140	50.00 <sup>+0.02</sup> <sub>-0.00</sub>	17	30	40	67	88	35	1/2"	5.65	64.15	£539.91	€ 728.88	
408/060		600	970											7.07	71.3	£649.81	€ 877.25	
408/070		700	1070											8.49	78.45	£778.84	€ 1,051.43	



**SERIES 590 - TURN-OVER PLOUGH CYLINDER**

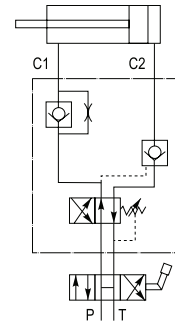
www.flowfitonline.com  
TECH. DATA SHEET  
**FHC05**



Hydraulic valve diagram

Operation: Can be mounted on a circuit of single and double acting. It is equipped with TAC and TPN ball joints for easier mounting.

Reference of the turn-over plough valve: VSEB03802. (Mounting in pipe Din2353).



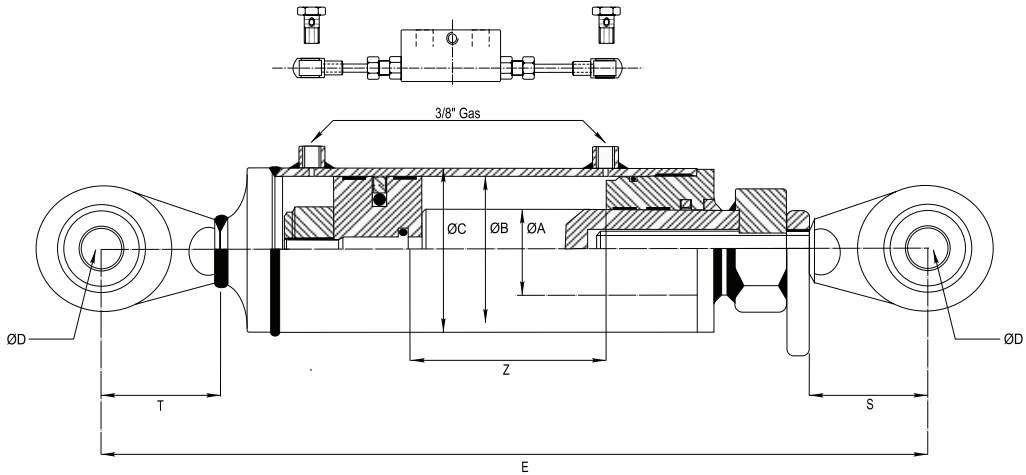
ORDER CODE	ØA	Z STROKE	E	B	C	D	Q	M	S	R	P	T	VOL	WEIGHT	NETT. PRICE	
															£ STERLING	€ EUROS
591/016	30	160	400	50	60	30.2	51	51	43	28	3/8"	20	0.3	8.5	£408.16	€ 551.01
592/016	40			70	80		51	51	28	3/8"	26	0.6	11.8	£437.44	€ 590.54	
593/016	40			80	90		56	0.85	13.2	£444.27	€ 599.76					





**SERIES 600 - STANDARD HYDRAULIC TOP LINK**

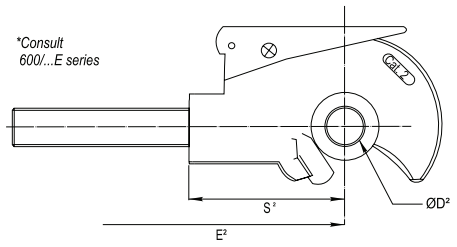
www.flowfitonline.com  
TECH. DATA SHEET  
**FHC06**



Option 1st: Dual pilot operated check valve set. (VADP008EX).  
Adjustable length between centers.

Option 2nd: Ability to change the standard ball joint  
for rapid hook in the rod. (Cat.2).

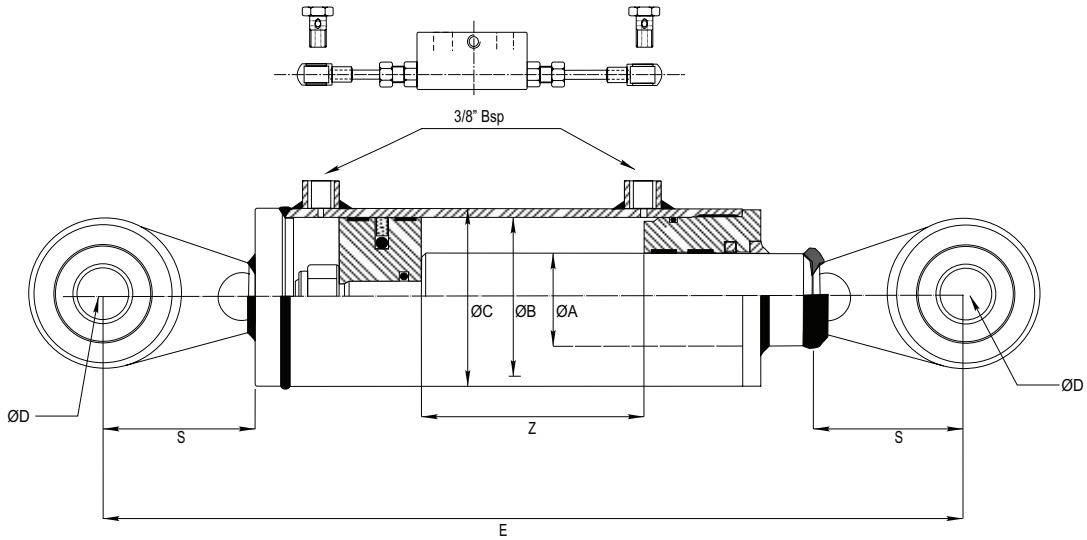
Working pressure: 180 bars.  
Speed: 0.5 m/s.  
Working temperature: -25°C - +80°C.  
Oil: Mineral oil.  
Rod: C45 f7 25 microns.  
Tube: St52.3 Din2393 Iso H9



ORDER CODE	ØA	Z STROKE	E	E²	B	C	D	D²	S	S²	T	VOL	WEIGHT	NETT. PRICE	
														£ STERLING	€ EUROS
600/020	40	200	510	60	70	25.4	55	19.30	65	70	65	0.6	11.5	£130.17	€ 175.73
600/025		250	560									0.75	12.5	£137.67	€ 185.85
600/030		300	610									0.9	13.5	£145.17	€ 195.98
601/020	45	200	530	70	80	30.40	105	28.40	70	70	70	0.8	14	£148.46	€ 200.42
601/025		250	580									1.05	15	£159.82	€ 215.76
601/030		300	630									1.25	16	£176.94	€ 238.86
600/020E	40	200	560	60	70	22.40	105	32.40	65	70	65	0.6	13.5	£188.32	€ 254.23
600/025E		250	610									0.75	14.5	£194.19	€ 262.15
600/030E		300	660									0.9	15.5	£206.12	€ 278.26
601/020E	45	200	580	70	80	30.40	105	28.40	70	70	70	0.8	16	£210.79	€ 284.56
601/025E		250	630									1.05	17	£231.95	€ 313.13
601/030E		300	680									1.25	18	£249.03	€ 336.19

**SERIES 610 - HYDRAULIC TOP LINK (FIXED)**

www.flowfitonline.com  
TECH. DATA SHEET  
**FHC07**

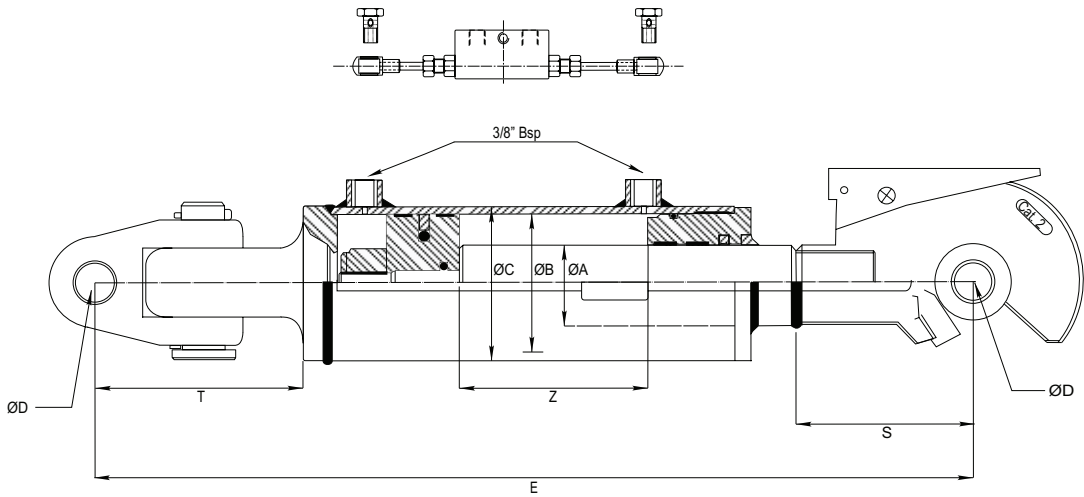


Working pressure: 180 bars.  
Speed: 0.5 m/s.  
Working temperature: -25°C - +80°C.  
Oil: Mineral oil.  
Rod: C45 f7 25 microns.  
Tube: St52.3 Din2393 Iso H9

Option : Dual pilot operated check valve set. (VADP008EX).  
Ball joints welded.

ORDER CODE	ØA	Z STROKE	E	B	C	ØD	S	VOL	WEIGHT	NETT. PRICE	
										£ STERLING	€ EUROS
610/016	30	160	416	50	60	19.3	60	0.32	5.6	£88.48	€ 119.45
610/021		210	466					0.42	6.2	£93.98	€ 126.87
610/028		280	536					0.56	7.1	£102.07	€ 137.80
610/040		400	656					0.8	8.5	£118.79	€ 160.36
610/016A		160	426					0.32	6.3	£88.48	€ 119.45
610/021A		210	476					0.42	6.9	£93.98	€ 126.87
610/028A		280	546					0.56	7.9	£102.07	€ 137.80
610/040A		400	666					0.8	9.2	£118.79	€ 160.36
611/016	35	160	440	60	70	25.4	65	0.48	7.8	£99.93	€ 134.90
611/021		210	490					0.63	8.6	£106.88	€ 144.29
611/028		280	560					0.84	9.6	£116.67	€ 157.50
611/040		400	680					1.2	15.6	£133.41	€ 180.11
612/016		160	461					0.9	12.5	£131.04	€ 176.90
612/021		210	511					1.2	13.7	£140.09	€ 189.12
612/028		280	581					1.6	15.2	£154.55	€ 208.64
612/040		400	701					2.2	18	£161.55	€ 218.10

# SERIES 620 - HYDRAULIC TOP LINK (RAPID HOOK)



Working pressure: 180 bars.  
Speed: 0.5 m/s.  
Working temperature: -25°C - +80°C.  
Oil: Mineral oil.  
Rod: C45 f7 25 microns.  
Tube: St52.3 Din2393 Iso H9

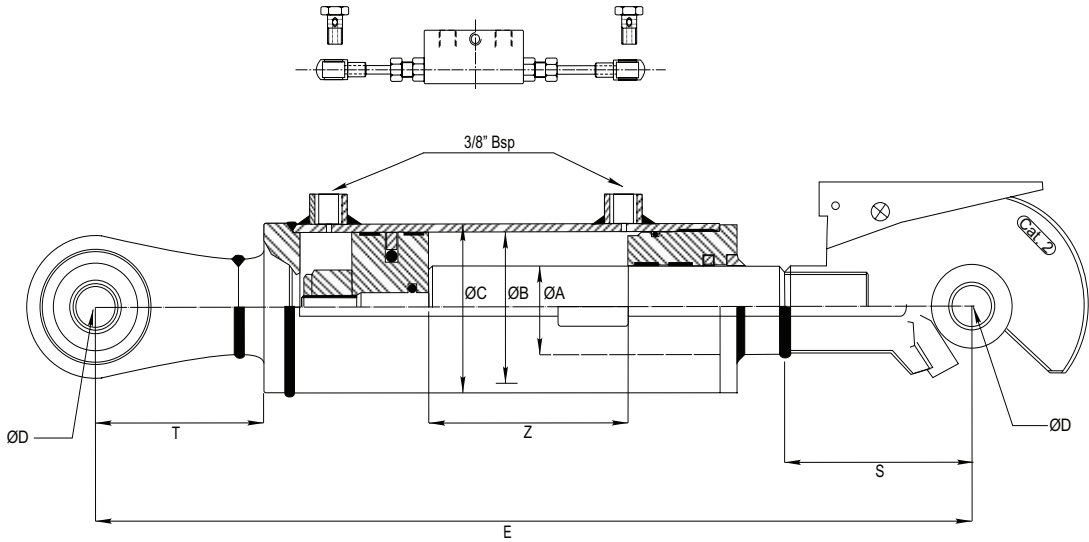
Option : Dual pilot operated check valve set. (VADP008EX).  
Ball joints welded.

ORDER CODE	ØA	Z STROKE	E	B	C	ØD	S	RANGE	T	VOL	WEIGHT	NETT. PRICE	
												£ STERLING	€ EUROS
620/020	35	200	550	60	70	19.40	105	Cat.2	95	0.55	12.5	£193.31	€ 260.96
620/025		250	600							0.7	13.5	£201.96	€ 272.64
621/020		200	550	70	80					0.95	14	£216.79	€ 292.67
621/025		250	600							1.15	15.5	£211.47	€ 285.48
622/020	40	200	600	80	95	25.40	132	Cat.3	95	1.1	18	£283.27	€ 382.41
622/025		250	650							1.35	20	£288.56	€ 389.56
623/020		200	600	90	105					1.3	19.5	£296.81	€ 400.70
623/025		250	650							1.65	22	£304.26	€ 410.75
624/020	45	200	600	100	115	32.40				1.55	22.5	£325.71	€ 439.71
624/025		250	650							1.9	25.5	£339.20	€ 457.92

**FOR SALES  
& ADVICE  
CALL US  
01584  
876033**

# SERIES 630 - HYDRAULIC TOP LINK (RAPID HOOK)

www.flowfitonline.com  
**TECH. DATA SHEET**  
**FHC09**



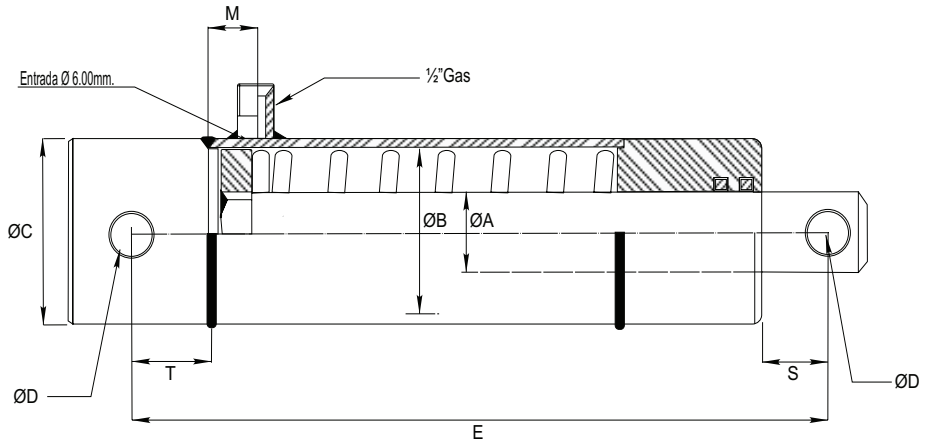
Working pressure: 180 bars.  
 Speed: 0.5 m/s.  
 Working temperature: -25°C - +80°C.  
 Oil: Mineral oil.  
 Rod: C45 f7 25 microns.  
 Tube: St52.3 Din2393 Iso H9

Option : Dual pilot operated check valve set. (VADP008EX).  
 Ball joints and rapid hook welded.

ORDER CODE	ØA	Z STROKE	E	B	C	ØD	S	RANGE	T	VOL	WEIGHT	NETT. PRICE	
												£ STERLING	€ EUROS
630/020	35	200	550	60	70	19.40	105	Cat.2	95	0.55	12.5	£177.28	€ 239.33
630/025		250	600							0.7	13.5	£183.79	€ 248.12
631/020		200	550	70	80					0.95	14	£187.40	€ 253.00
631/025		250	600							1.15	15.5	£195.28	€ 263.63
632/020	40	200	600	80	95	25.40	132	Cat.3	95	1.1	18	£257.91	€ 348.18
632/025		250	650							1.35	20	£268.92	€ 363.04
633/020		200	600	90	105					1.3	19.5	£271.31	€ 366.27
633/025		250	650							1.65	22	£282.06	€ 380.78
634/020	45	200	600	100	115	32.40				1.55	22.5	£299.45	€ 404.26
634/02		250	650							1.9	25.5	£312.86	€ 422.36

## SERIES 700 - BRAKE CYLINDER (SINGLE ACTING)

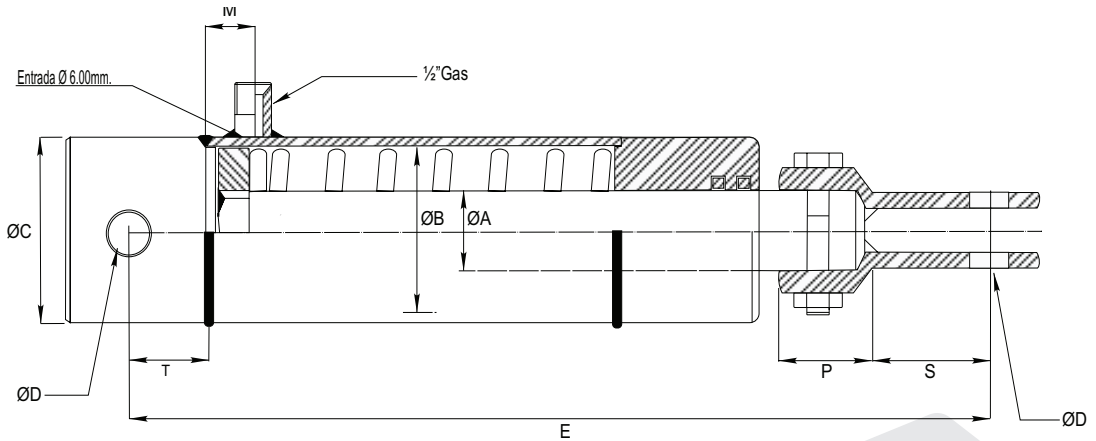
www.flowfitonline.com  
TECH. DATA SHEET  
**FHC10**



ORDER CODE	ØA	Z STROKE	E	B	C	D	S	T	M	VOL	WEIGHT	NETT. PRICE	
												£ STERLING	€ EUROS
700/010	25	100	240	35	45	12.25	17	15	25	0.12	2.5	£32.06	€ 43.28

## SERIES 710 - BRAKE CYLINDER (SINGLE ACTING)

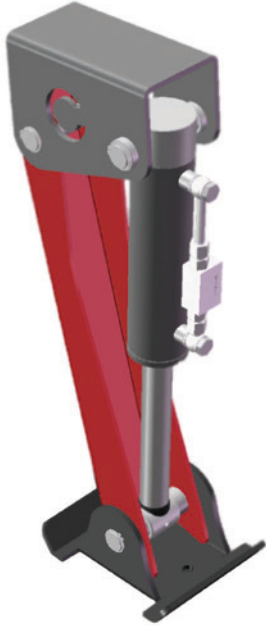
www.flowfitonline.com  
TECH. DATA SHEET  
**FHC10**



ORDER CODE	ØA	Z STROKE	E	B	C	D	S	T	P	M	VOL	WEIGHT	NETT. PRICE	
													£ STERLING	€ EUROS
710/010	25	100	300	35	45	12.25	35	15	15	25	0.12	2.3	£POA	€ POA

# FOLDING HYDRAULIC CRUTCH

www.flowfitonline.com  
TECH. DATA SHEET  
**FHC11**



The new PHR design features an innovative support for trailers which is based on a retracting double acting hydraulic system, that ensures better performance user convenience.

**CHARACTERISTICS**

- Hydraulic crutch with double acting cylinder.
- Use: stabilizer for trailer front shaft
- Maximum Pressure: 200 bar
- Maximum speed: 0.5 m/s
- Temperature: -30°C a 90°C
- Mineral hydraulic oil

**WELDING**

- Do not Weld on the cylinder.  
To weld on any other component, please take pieces apart first.

**RECOMMENDATIONS**

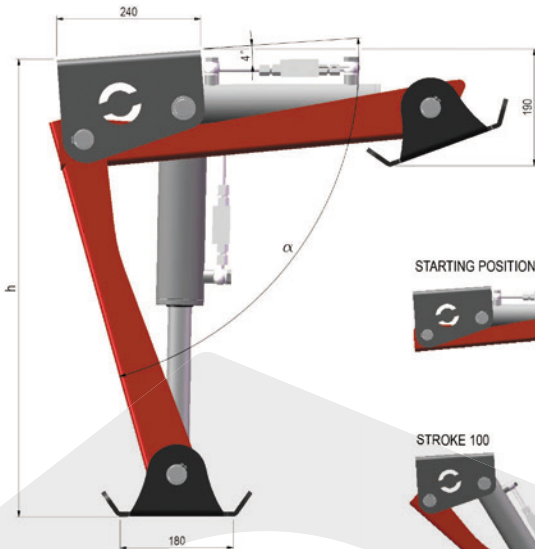
- Check the oil cleanliness (pollution).
- Grease frequently.
- Check that there are no obstacles blocking the free movement of parts

**STORAGE**

- In case of long-term storage under severe weather conditions, the rod must be fully retracted and greased.




PRODUCT REFERENCE	DESCRIPTION	FULL BORE OIL VOLUME	PRICE	
			£ STERLING	€ EUROS
PHR70	FOLDING HYDRAULIC CRUTCH WITH CYLINDER PISTON 70MM	0.77 LITRE	£185.85	€ 250.90
PHR80	FOLDING HYDRAULIC CRUTCH WITH CYLINDER PISTON 80MM	1.01 LITRE	£195.30	€ 263.66




POSITION	$\alpha$	HEIGHT h (mm.)	LOAD PHR70 (kg.)	LOAD PHR80 (kg.)
STARTING	1°	180	-	-
STROKE 25	16°	352	3500	4500
STROKE 50	27°	459	5000	6600
STROKE 100	45°	586	6800	8800
STROKE 150	62°	695	7500	9800
STROKE 200	78°	759	7600	10000

STARTING POSITION



STROKE 25



STROKE 50



STROKE 100




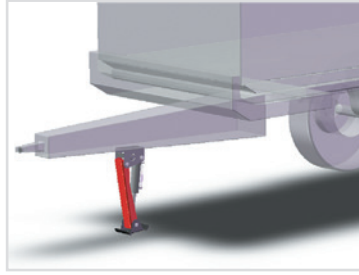
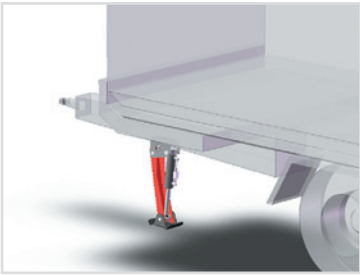
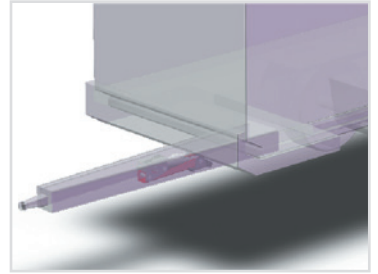


STROKE 150



STROKE 200







**LOG SPLITTER KITS**

# FLOWFIT LOG SPLITTER KITS

PRODUCT	PAGE
HONDA LOGSPLITTER KIT	295
LONCIN LOGSPLITTER KIT	297



**FROM ONLY  
£674.31  
+VAT**



**FROM ONLY  
£470.97  
+VAT**



**QUALITY PRODUCTS**



**FREE ADVICE**

*If the part number needed is not listed please ask the Flowfit Sales Team*

## FLOWFIT LOG SPLITTER KITS

Flowfit offer a range of Log-Splitting Components to suit a variety of size requirements and performances. The components can be sized to suit portable Petrol Motor units and Tractor PTO set-ups. The petrol units have four basic sizes – 5.5 HP, 9 HP, 13 HP and 20 HP and can be suited for use with Loncin and Honda and many other petrol engines. The Flowfit Log Splitter Kit comes complete with a top quality Flowfit High-Low Pump that is designed to use the available horsepower in the most efficient manner with a fast approach at low pressure, and a slower splitting action at high pressure. Besides the standard double acting log splitter valve supplied with each log splitter kit we also offer as an optional extra a 3/8 lever operated log splitter valve with autokick out function this is the most popular log splitter valve on the market and comes with a number of significant features, first pull the lever into the detent position (at this point no need to hold hand on the lever) the double acting hydraulic cylinder fully extends, the lever then automatically kicks out to neutral. You then push the lever into another detent position to return the double acting cylinder which does not kick out automatically. This action can be reversed to give the opposite action depending how you wish to operate your log splitter.

Flowfit have also included the following components for the three sizes of log-splitting system and is offering them as complete hydraulic component kit for new or rebuilt log-splitters.



www.flowfitonline.com  
TECH. DATA SHEET  
**LSK01**

PART NUMBER	DESCRIPTION	£ STERLING	€ EUROS
ZZ004719	5.5HP HONDA LOG SPLITTER KIT 7.7 TON FORCE	£674.31	€ 910.32

### LOGSPLITTER KIT COMPRISES OF THE FOLLOWING

ZZ004719 • 5.5 HP HONDA LOGSPLITTER KIT		
FT8C401	FILLER BREATHER 6 HOLE 40 MICR	1
FL2M12	127MM LEVEL INDICATOR M12 BOLT	1
200.0514.12.024	HDM140K02150A01L100	1
200.7022.1019.0	M8X150MM LEVER HDM140/HDM11/	1
A110C10	A110C10	1
GPCBN080PC	8GPM LOG SPLITTER HI-LO PUMP	1
M8X25CAPHEAD	M8X25CAPHEAD	8
M8X35CAPHEAD	M8 X 35MM CAPHEAD	4
M8SPRINGWASHER	M8SPRINGWASHER	12
M8NYLOCNUT	M8 NYLOCNUT	4
204/050	DA CYL 80/70/40/500	1
07.017.00006	FA-1-20/21-0-R-0 ALUMINUM RETU	1
BHE112/045A	LOGSPLITTER BELL HOUSING	1
HC219MC048	DRIVE COUPLING ENGINE HALF.	1
ER200 ER300	GP 3 D/COUPLING SPIDER	1
HC212HB035	DRIVE COUPLING PUMP HALF	1
R1	R1 INDICATOR TO SUIT FILTREC	1
GX160UT1QX4	5.5HP HONDA PETROL ENGINE	1

### OPERATIONAL DETAILS

At 3000 rpm and 3045 psi-210 bar this system will give 7.7 tons approx of cutting force.  
The Low Pressure Cylinder  
Extension Time = Approx 4 seconds.  
The High Pressure Cylinder  
Extension Time = Approx 8 seconds.  
The Cylinder Retraction Time = Approx 4.5 seconds.  
Cylinder speeds will alter with size of log and speed of engine.

### COMPATIBILITY

#### ABOVE KIT WILL FIT ONTO THE FOLLOWING ENGINES:

HONDA GX160Q AND HONDA GX200Q.  
LONCIN G160FQ AND LONCIN G200FQ.  
FUJI ROBIN EY15 AND EX15.

PART NUMBER	DESCRIPTION	£ STERLING	€ EUROS
ZZ004720	9HP HONDA LOG SPLITTER KIT 10 TON FORCE	£1,142.94	€ 1,542.96

**LOGSPLITTER KIT COMPRISES OF THE FOLLOWING**

ZZ004720 • 9 HP HONDA LOGSPLITTER KIT		
GPCBN110PC	11GPM LOG SPLITTER HI-LO PUMP	1
FT8C401	FILLER BREATHER 6 HOLE 40 MICR	1
FL2M12	127MM LEVEL INDICATOR M12 BOLT	1
200.0611.13.042	HDM11S1K03150A01L100 (1/2)	1
200.7022.1019.0	M8X150MM LEVER HDM140/HDM11/	1
205/050	DA CYL 90/80/40/500	1
A110C10	A110C10	1
07.017.00006	FA-1-20/21-0-R-0 ALUMINUM RETU	1
BHE112/045A	LOGSPLITTER BELL HOUSING	1
HC319MC048	DRIVE COUPLING ENGINE HALF.	1
ER300	ER300 GP 3 D/COUPLING SPIDER	1
HC312HB035	DRIVE COUPLING PUMP HALF	1
R1	R1 INDICATOR TO SUIT FILTREC	1
GX270UT2QXQ4	9.5HP HONDA PETROL ENGINE	1
ER200 ER300	GP 3 D/COUPLING SPIDER	1
HC212HB035	DRIVE COUPLING PUMP HALF	1
R1	R1 INDICATOR TO SUIT FILTREC	1
GX160UT1QX4	5.5HP HONDA PETROL ENGINE	1

**OPERATIONAL DETAILS**

At 3000 rpm and 3045 psi-210 bar this system will give 10 tons approx of cutting force.  
 The Low Pressure Cylinder  
 Extension Time = Approx 4 seconds.  
 The High Pressure Cylinder  
 Extension Time = Approx 8 seconds.  
 The Cylinder Retraction Time = Approx 4.5 seconds.  
 Cylinder speeds will alter with size of log and speed of engine.

**COMPATABILITY**

**ABOVE KITS WILL FIT ONTO THE FOLLOWING ENGINES:**

HONDA GX240Q, HONDA GX270Q, HONDA GX340Q AND HONDA GX390Q.

LONCIN G240FQ, LONCIN G270FQ, LONCIN G340FQ AND LONCIN G390FQ.

FUJ ROBIN EY30 AND EX30.

PART NUMBER	DESCRIPTION	£ STERLING	€ EUROS
ZZ004721	13HP HONDA LOG SPLITTER KIT 15.7 TON FORCE	£1,192.02	€ 1,609.23

**LOGSPLITTER KIT COMPRISES OF THE FOLLOWING**

ZZ004721 • 13 HP HONDA LOGSPLITTER KIT		
GPCBN160PC	16GPM LOG SPLITTER HI-LO PUMP	1
FL2M12	127MM LEVEL INDICATOR M12 BOLT	1
200.7022.2001.0	M10X185 LEVER HDS15/HDS20	1
206/060	DA CYL 100/90/50/600	1
200.0718.13.002	"HDM181K02150A08L100 1/2""	1
BHE152/045A	LOGSPLITTER BELL HOUSING	1
ER300	ER300 GP 3 D/COUPLING SPIDER	1
HC312HB035	DRIVE COUPLING PUMP HALF	1
HC325NC048	DRIVE COUPLING ENGINE HALF	1
A120C10	A120C10	1
07.017.00006	FA-1-20/21-0-R-0 ALUMINUM RETU	1
FT8C401	FILLER BREATHER 6 HOLE 40 MICR	1
R1	R1 INDICATOR TO SUIT FILTREC	1
GX390UT2QXQ4	13HP HONDA PETROL ENGINE	1

**OPERATIONAL DETAILS**

At 3000 rpm and 3045 psi-210 bar this system will give 15.7 tons approx of cutting force.  
 The Low Pressure Cylinder  
 Extension Time = Approx 4 seconds.  
 The High Pressure Cylinder  
 Extension Time = Approx 6 seconds  
 The Cylinder Retraction Time = Approx 3 seconds.  
 Cylinder speeds will alter with size of log and speed of engine.

**COMPATABILITY**

**ABOVE KITS WILL FIT ONTO THE FOLLOWING ENGINES:**

HONDA GX240Q, HONDA GX270Q, HONDA GX340Q AND HONDA GX390Q.

LONCIN G240FQ, LONCIN G270FQ, LONCIN G340FQ AND LONCIN G390FQ.

FUJ ROBIN EY30 AND EX30.

PART NUMBER	DESCRIPTION	£ STERLING	€ EUROS
ZZ004722	20HP HONDA LOG SPLITTER KIT 22 TON FORCE	£2,830.47	€ 3,821.14

**LOGSPLITTER KIT COMPRISES OF THE FOLLOWING**

ZZ004722 • 20 HP HONDA LOGSPLITTER KIT		
208/050	DA CYL 140/120/70/500	1
GPCBN220PC	22GPM LOG SPLITTER HI-LO PUMP	1
200.0725.14.001	HDM25/1K03 150/A01L100	1
200.7022.2001.0	M10X185 LEVER HDS15/HDS20	1
FT8C401	FILLER BREATHER 6 HOLE 40 MICR	1
FL3M10	254MM LEVEL INDICATOR M10 BOLT	1
BELLHOUSING/ COUPLING	BELLHOUSING/COUPLING	1
A120C10	A120C10	1
07.017.00006	FA-1-20/21-0-R-0 ALUMINUM RETU	1
R1	R1 INDICATOR TO SUIT FILTREC	1
GX630-F-M	20HP HONDA ENGINE WITH RECOIL	1
06183-Z6L-B0F-L	EXHAUST TO SUTI GX630 LEFT	1

**OPERATIONAL DETAILS**

At 3000 rpm and 3045 psi-210 bar this system will give 15.7 tons approx of cutting force.  
 The Low Pressure Cylinder  
 Extension Time = Approx 4 seconds.  
 The High Pressure Cylinder  
 Extension Time = Approx 6 seconds  
 The Cylinder Retraction Time = Approx 3 seconds.  
 Cylinder speeds will alter with size of log and speed of engine.

**COMPATABILITY**

**ABOVE KITS WILL FIT ONTO THE FOLLOWING ENGINES:**

HONDA GX240Q, HONDA GX270Q, HONDA GX340Q AND HONDA GX390Q.

LONCIN G240FQ, LONCIN G270FQ, LONCIN G340FQ AND LONCIN G390FQ.

FUJ ROBIN EY30 AND EX30.

www.flowfitonline.com  
TECH. DATA SHEET  
**LSK02**



PART NUMBER	DESCRIPTION	£ STERLING	€ EUROS
ZZ001080	5.5HP LONCIN LOG SPLITTER KIT 7.7 TON FORCE	£470.97	€ 635.81

**LOGSPLITTER KIT COMPRISES OF THE FOLLOWING**

ZZ001080 • 5.5 HP LONCIN LOGSPLITTER KIT		
FT8C401	FILLER BREATHER 6 HOLE 40 MICR	1
FL2M12	127MM LEVEL INDICATOR M12 BOLT	1
200.0514.12.024	HDM140K02150A01L100	1
200.7022.1019.0	M8X150MM LEVER HDM140/HDM11/	1
A110C10	A110C10	1
GPCBN080PC	8GPM LOG SPLITTER HI-LO PUMP	1
M8X25CAPHEAD	M8X25CAPHEAD	8
M8X35CAPHEAD	M8 X 35MM CAPHEAD	4
M8SPRINGWASHER	M8SPRINGWASHER	12
M8NYLOCNUT	M8 NYLOCNUT	4
204/050	DA CYL 80/70/40/500	1
07.017.00006	FA-1-20/21-0-R-0 ALUMINUM RETU	1
BHE112/045A	LOGSPLITTER BELL HOUSING	1
HC219MC048	DRIVE COUPLING ENGINE HALF.	1
ER200	ER300 GP 3 D/COUPLING SPIDER	1
HC212HB035	DRIVE COUPLING PUMP HALF	1
R1	R1 INDICATOR TO SUIT FILTREC	1

**OPERATIONAL DETAILS**

At 3000 rpm and 3045 psi-210 bar this system will give 7.7 tons approx of cutting force.  
The Low Pressure Cylinder  
Extension Time = Approx 4 seconds.  
The High Pressure Cylinder  
Extension Time = Approx 8 seconds.  
The Cylinder Retraction Time = Approx 4.5 seconds.  
Cylinder speeds will alter with size of log and speed of engine.

**COMPATABILITY**

**ABOVE KIT WILL FIT ONTO THE FOLLOWING ENGINES:**  
HONDA GX160Q AND HONDA GX200Q.  
LONCIN G160FQ AND LONCIN G200FQ.  
FUJI ROBIN EY15 AND EX15.



PART NUMBER	DESCRIPTION	£ STERLING	€ EUROS
ZZ001081	9HP LONCIN LOG SPLITTER KIT 10 TON FORCE	£643.92	€ 869.29

**LOGSPLITTER KIT COMPRISES OF THE FOLLOWING**

**ZZ001081 • 9 HP LONCIN LOGSPLITTER KIT**

GPCBN110PC	11GPM LOG SPLITTER HI-LO PUMP	1
FT8C401	FILLER BREATHER 6 HOLE 40 MICR	1
FL2M12	127MM LEVEL INDICATOR M12 BOLT	1
200.0611.13.042	HDM11S1K03150A01L100 (1/2)	1
200.7022.1019.0	M8X150MM LEVER HDM140/HDM11/	1
205/050	DA CYL 90/80/40/500	1
G270F-P	LONCIN 9HP PETROL ENGINE.	1
A110C10	A110C10	1
07.017.00006	FA-1-20/21-0-R-0 ALUMINUM RETU	1
BHE112/045A	LOGSPLITTER BELL HOUSING	1
HC319MC048	DRIVE COUPLING ENGINE HALF.	1
ER3 00	ER300 GP 3 D/COUPLING SPIDER	1
HC312HB035	DRIVE COUPLING PUMP HALF	1
R1	R1 INDICATOR TO SUIT FILTREC	1

**OPERATIONAL DETAILS**

At 3000 rpm and 3045 psi-210 bar this system will give 10 tons approx of cutting force.

The Low Pressure Cylinder  
Extension Time = Approx 4 seconds.

The High Pressure Cylinder  
Extension Time = Approx 8 seconds.

The Cylinder Retraction Time = Approx 4.5 seconds.

Cylinder speeds will alter with size of log and speed of engine.

**COMPATABILITY**

**ABOVE KITS WILL FIT ONTO THE FOLLOWING ENGINES:**

HONDA GX240Q, HONDA GX270Q, HONDA GX340Q AND HONDA GX390Q.

LONCIN G240FQ, LONCIN G270FQ, LONCIN G340FQ AND LONCIN G390FQ.

FUJ ROBIN EY30 AND EX30.

PART NUMBER	DESCRIPTION	£ STERLING	€ EUROS
ZZ001082	13HP LONCIN LOG SPLITTER KIT 15.7 TON FORCE	£783.00	€ 1,057.04

**LOGSPLITTER KIT COMPRISES OF THE FOLLOWING**

**ZZ001082 • 13 HP LONCIN LOGSPLITTER KIT**

GPCBN160PC	16GPM LOG SPLITTER HI-LO PUMP	1
FL2M12	27MM LEVEL INDICATOR M12 BOLT	1
200.7022.2001.0	M10X185 LEVER HDS15/HDS20	1
206/060	DA CYL 100/90/50/600	1
p	13HP LONCIN PETROL ENGINE	1
200.0718.13.002	"HDM181K02150A08L100 1/2""	1
BHE152/045A	LOGSPLITTER BELL HOUSING	1
ER300	ER300 GP 3 D/COUPLING SPIDER	1
HC312HB035	DRIVE COUPLING PUMP HALF	1
HC325NC048	DRIVE COUPLING ENGINE HALF	1
A120C10	A120C10	1
07.017.00006	FA-1-20/21-0-R-0 ALUMINUM RETU	1
R1	R1 INDICATOR TO SUIT FILTREC	1
FT8C401	FILLER BREATHER 6 HOLE 40 MICR	1

**OPERATIONAL DETAILS**

At 3000 rpm and 3045 psi-210 bar this system will give 10 tons approx of cutting force.

The Low Pressure Cylinder  
Extension Time = Approx 4 seconds.

The High Pressure Cylinder  
Extension Time = Approx 8 seconds.

The Cylinder Retraction Time = Approx 4.5 seconds.

Cylinder speeds will alter with size of log and speed of engine.

**COMPATABILITY**

**ABOVE KITS WILL FIT ONTO THE FOLLOWING ENGINES:**

HONDA GX240Q, HONDA GX270Q, HONDA GX340Q AND HONDA GX390Q.

LONCIN G240FQ, LONCIN G270FQ, LONCIN G340FQ AND LONCIN G390FQ.

FUJ ROBIN EY30 AND EX30.

PART NUMBER	DESCRIPTION	£ STERLING	€ EUROS
ZZ004717	20HP LONCIN LOG SPLITTER KIT 22 TON FORCE	£1,741.29	€ 2,350.74

**LOGSPLITTER KIT COMPRISES OF THE FOLLOWING**

**ZZ004717 • 20 HP LONCIN LOGSPLITTER KIT**

208/050	DA CYL 140/120/70/500	1
LC2V78FD	20HP V TWIN ENGINE LONCIN	1
GPCBN220PC	22GPM LOG SPLITTER HI-LO PUMP	1
200.0725.14.001	HDM25/1K03 150/A01L100	1
200.7022.2001.0	M10X185 LEVER HDS15/HDS20	1
FT8C401	FILLER BREATHER 6 HOLE 40 MICR	1
FL3M10	254MM LEVEL INDICATOR M10 BOLT	1
BELLHOUSING/ COUPLING	BELLHOUSING/COUPLING	1
A120C10	A120C10	1
07.017.00006	FA-1-20/21-0-R-0 ALUMINUM RETU	1
R1	R1 INDICATOR TO SUIT FILTREC	1

**OPERATIONAL DETAILS**

At 3000 rpm and 3045 psi-210 bar this system will give 15.7 tons approx of cutting force.

The Low Pressure Cylinder  
Extension Time = Approx 4 seconds.

The High Pressure Cylinder  
Extension Time = Approx 6 seconds

The Cylinder Retraction Time = Approx 3 seconds.

Cylinder speeds will alter with size of log and speed of engine.

**COMPATABILITY**

**ABOVE KITS WILL FIT ONTO THE FOLLOWING ENGINES:**

HONDA GX240Q, HONDA GX270Q, HONDA GX340Q AND HONDA GX390Q.

LONCIN G240FQ, LONCIN G270FQ, LONCIN G340FQ AND LONCIN G390FQ.

FUJ ROBIN EY30 AND EX30.



# CLUTCHES AND GEARBOXES

# MECHANICAL CLUTCHES

PRODUCT	PAGE
SERIES 30100 MECHANICAL CLUTCH GROUP 1 AND GROUP 2 • 30KW	300
SERIES 30300 MECHANICAL CLUTCH GROUP 2 AND GROUP 3 • 40KW	301
SERIES 30500 MECHANICAL CLUTCH GROUP 3.5 AND GROUP 4 • 60KW	302
FLANGES TO SUIT SERIES 30500 MECHANICAL CLUTCH	303



**FROM ONLY**  
**£165.38**  
+VAT



**FROM ONLY**  
**£227.51**  
+VAT



**QUALITY PRODUCTS**



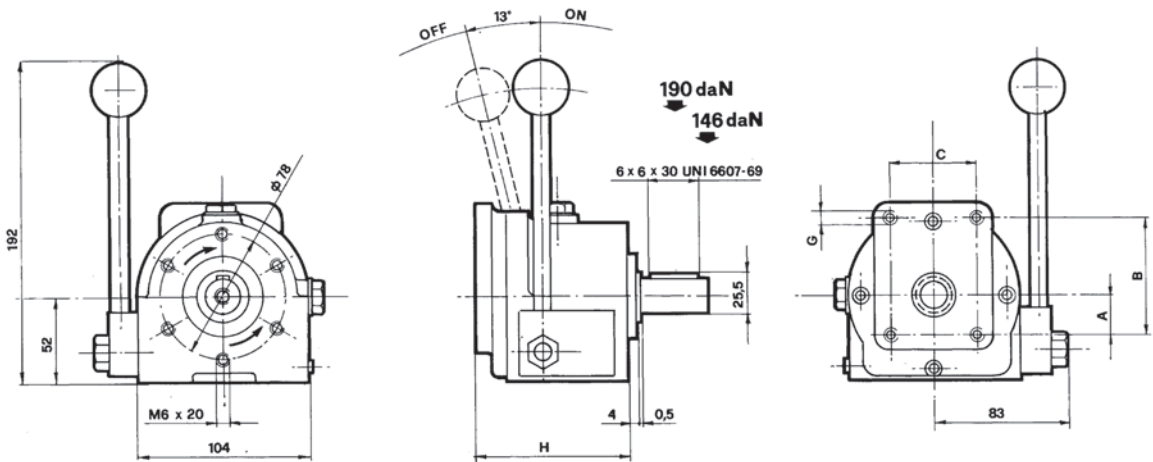
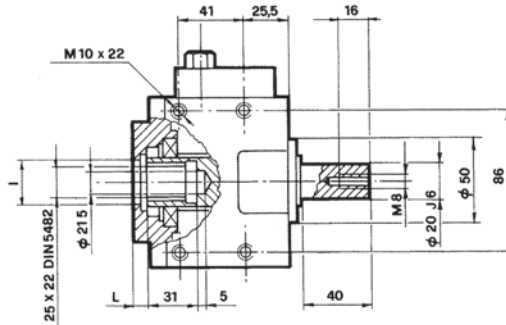
**FREE ADVICE**



**FOR SALES  
& ADVICE  
CALL US  
01584  
876033**

# SERIES 30100 MECHANICAL CLUTCH GROUP 1 AND GROUP 2 • 30KW

www.flowfitonline.com  
TECH. DATA SHEET  
**MC01**



The mechanical couplings with two direction arrows are REVERSIBLE

NOMINAL TORQUE	MAX. SPEED	MAX. POWER OUTPUT	AXIAL LOAD
9 daNm	2000 RPM	Kw 30	120 daN

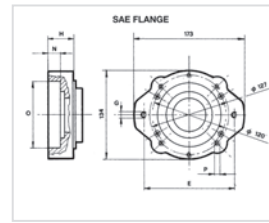
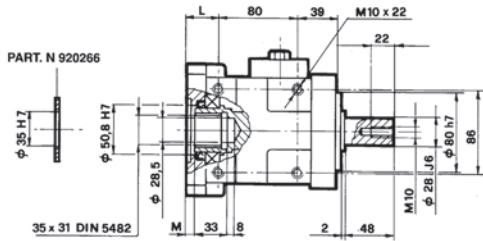
PART NUMBER	DIRECTION OF ROTATION	PUMP GROUP	A	B	C	G	H	I	L
30100	REVERSIBLE	European Group 1+2	26.3	72	52.4	M6x12	92.5	25.4 H	7
30103	CLOCKWISE	European Group 1+2	32.5	96	71.4	M8x15	95.5	36.5 H7	10
30104	ANTICLOCKWISE	European Group 1+2							

PART NO.	DESCRIPTION	NETT. PRICE	
		£ STERLING	€ EUROS
25 - 30100	Mechanical Clutch Reversible for European Group 1 and Group 2 Pumps	£165.38	€ 223.26
25 - 30103	Mechanical Clutch Clockwise for European Group 1 and Group 2 Pumps	£165.38	€ 223.26
25 - 30104	Mechanical Clutch Anticlockwise for European Group 1 and Group 2 Pumps	£165.38	€ 223.26

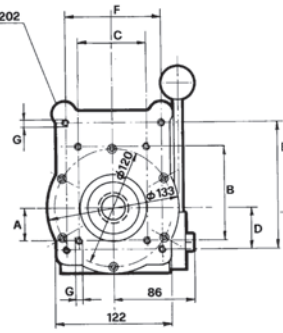
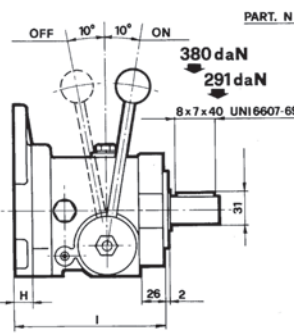
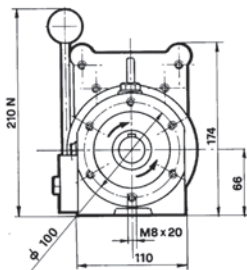
If the part number needed is not listed please ask the Flowfit Sales Team

# SERIES 30300 MECHANICAL CLUTCH GROUP 2 AND GROUP 3 • 40KW

www.flowfitonline.com  
TECH. DATA SHEET  
**MC02**



The mechanical couplings with two direction arrows are REVERSIBLE



NOMINAL TORQUE	MAX. SPEED	MAX. POWER OUTPUT	AXIAL LOAD
18,5 daNm	2700 RPM	Kw 40	160 daN

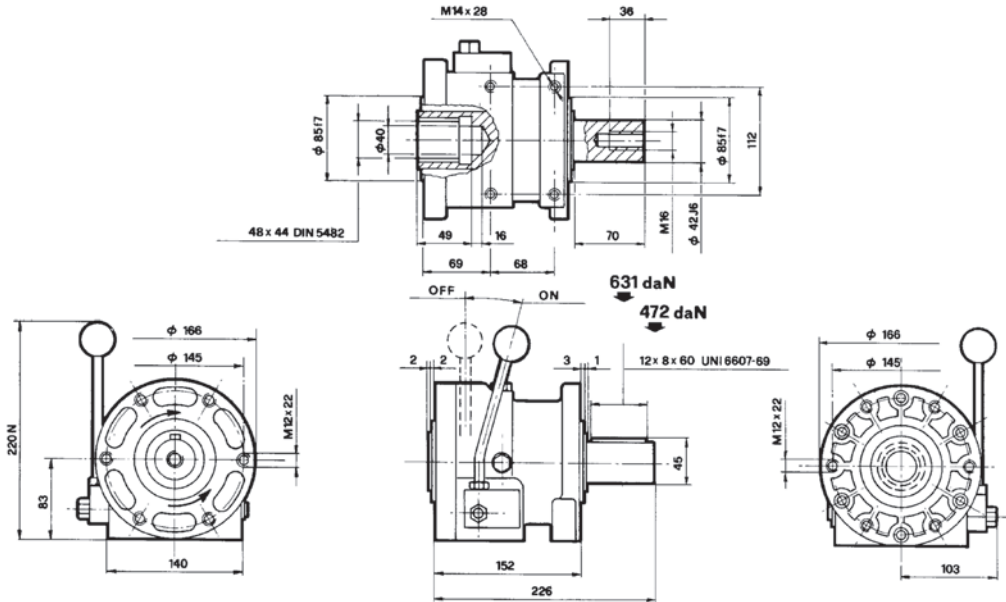
PART NUMBER	DIRECTION OF ROTATION	PUMP GROUP	A	B	C	D	E	F	G	H	I	L	M	N	O H7	P
30300	REVERSIBLE	European Group 2 + 3	32.5	96	71.4	42.5	128	98.4	M8x15	19	151	32	8.6			
30301	CLOCKWISE															
30202	ANTICLOCKWISE															
30311	REVERSIBLE	SAE A 2 + 4 BOLT					106.4		M10x22	34	166	47	23.6	15	82.55	
30303	CLOCKWISE															
30304	ANTICLOCKWISE															
30312	REVERSIBLE	SAE B 2 + 4 BOLT					146		M12x22	39	171	52	28.6	20	101.6	M12x22
30305	CLOCKWISE															
30306	ANTICLOCKWISE															

PART NO.	DESCRIPTION	NETT. PRICE
		£ STERLING € EUROS
26 - 30300	Mechanical Clutch Reversible for European Group 2 and Group 3 Pumps	£227.51 € 307.14
26 - 30301	Mechanical Clutch Clockwise for European Group 2 and Group 3 Pumps	£227.51 € 307.14
26 - 30302	Mechanical Clutch Anticlockwise for European Group 2 and Group 3 Pumps	£227.51 € 307.14
26 - 30303	Mechanical Clutch Clockwise for SAE A Pumps	£254.24 € 343.22
26 - 30304	Mechanical Clutch Anticlockwise SAE A Pumps	£227.51 € 307.14
26 - 30305	Mechanical Clutch Clockwise for SAE B Pumps	£227.51 € 307.14
26 - 30306	Mechanical Clutch Anticlockwise SAE B Pumps	£227.51 € 307.14
26 - 30311	Mechanical Clutch Reversible SAE A Pumps	£254.24 € 343.22
26 - 30312	Mechanical Clutch Reversible SAE B Pumps	£254.24 € 343.22

If the part number needed is not listed please ask the Flowfit Sales Team

## SERIES 30500 MECHANICAL CLUTCH GROUP 3.5 AND GROUP 4 • 60KW

www.flowfitonline.com  
TECH. DATA SHEET  
**MC03**



The mechanical couplings with two direction arrows are REVERSIBLE

NOMINAL TORQUE	MAX. SPEED	MAX. POWER OUTPUT	AXIAL LOAD
58 daNm	2700 RPM	Kw 60	260 daN

PART NUMBER	DIRECTION OF ROTATION
30500	REVERSIBLE ROTATION
30501	CLOCKWISE ROTATION
30502	ANTICLOCKWISE ROTATION

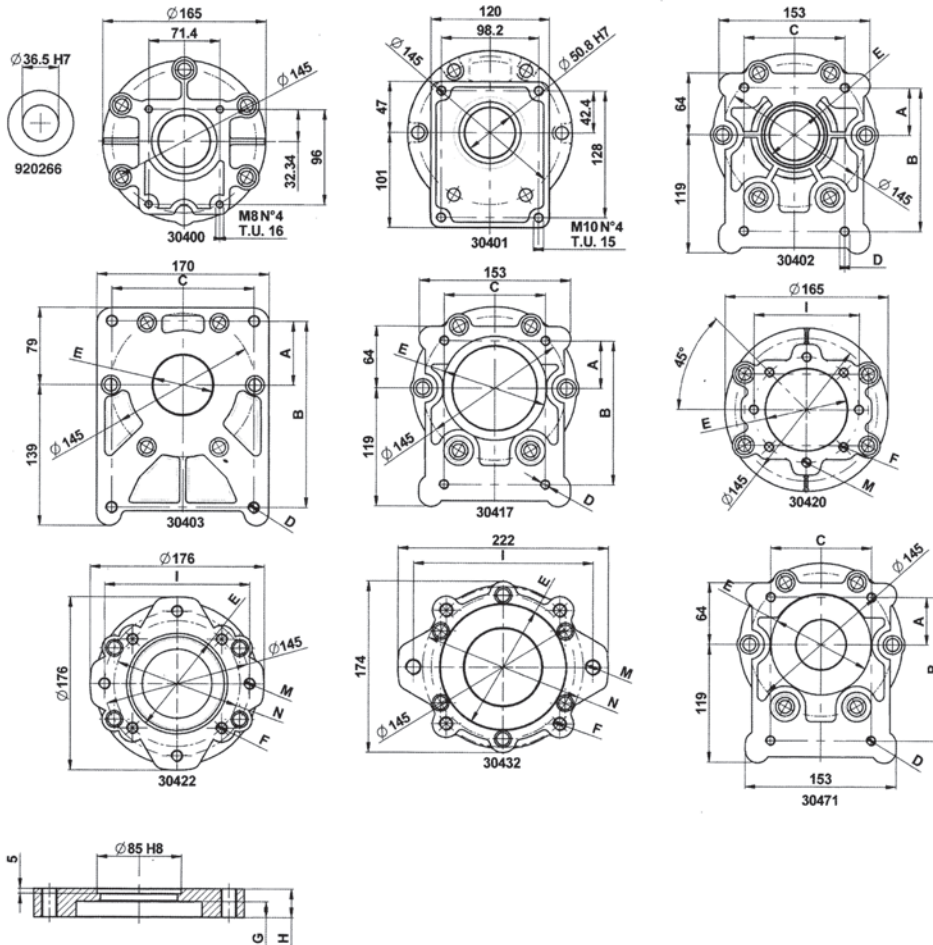
PART NUMBER	PUMP FLANGE TYPE	A	B	C	D	EH 7	FG	H	I	L	M	N
30400	European Group 2							17	21			
30401	European Group 3							21	23			
30402	European Group 3 + 5	49.3	149.5	114.3	M10x20	60.3		11.5	24			
30403	European Group 4	64.5	188	143	M12x22	63.5		16	23			
30417	BOSCH Group 3	48	145	102	M10x15	105		12	19			
30420	SAE A 2 + 4 BOLT					82.55	M12x20	21	25	106	M12x25	
30422	SAE B 2 + 4 BOLT					101.6	M12x20	12	25	146	M12x25	127
30432	SAE C 2 + 4 BOLT					127	M14x25	16	28	181	M16x25	162
30471	ULTRA 3PL DOWTY	52.5	53.4	105.1	M10x20	101.6		10.5	24.5			

PART NO.	DESCRIPTION	NETT. PRICE	
		£ STERLING	€ EUROS
28 - 30500	Mechanical Clutch Reversible European Group 3.5 without Flange	£491.15	€ 663.05
27 - 30501	Mechanical Clutch Clockwise European Group 3.5 without Flange	£491.15	€ 663.05
27 - 30502	Mechanical Clutch Anticlockwise European Group 3.5 without Flange	£491.15	€ 663.05

If the part number needed is not listed please ask the Flowfit Sales Team  
Select Flange to suit pump type.

# FLANGES TO SUIT SERIES 30500 MECHANICAL CLUTCH

www.flowfitonline.com  
TECH. DATA SHEET  
**MC04**



PART NO.	DESCRIPTION	NETT. PRICE	
		£ STERLING	€ EUROS
28 - 30400	European Group 2 Flange C/W +socket capscrews	£59.46	€ 80.27
28 - 30401	European Group 3 Flange C/W +socket capscrews	£55.50	€ 74.93
28 - 30402	European Group 3 + 5 Flange +socket capscrews	£53.54	€ 72.28
28 - 30403	European Group 4 Flange +socket capscrews	£52.00	€ 70.20
28 - 30417	Bosch Group 3 Flange +socket capscrews	£68.06	€ 91.88
28 - 30420	SAE A 2 BOLT Flange C/W +socket capscrews	£53.52	€ 72.25
28 - 30421	SAE B 2 BOLT Flange C/W +socket capscrews	£93.29	€ 125.94
28 - 30422	SAE B 4 BOLT Flange C/W +socket capscrews	£66.75	€ 90.11
28 - 30431	SAE C 2 BOLT Flange C/W +socket capscrews	£68.06	€ 91.88
28 - 30432	SAE C 4 BOLT Flange C/w +socket capscrews	£68.06	€ 91.88
28 - 30471	3PL Ultra/Dowty Flange	£62.72	€ 84.67

**CLUTCHES AND GEARBOXES**

# FLOWFIT REVERSIBLE MECHANICAL CLUTCH AND HYDRAULIC PUMP ASSEMBLIES

PRODUCT	PAGE
GROUP 1 - 9L/MIN TO 17.64L/MIN	305
GROUP 2 - 19.8L/MIN TO 46.8L/MIN	306
GROUP 3 - 52.2L/MIN TO 79.2L/MIN	306



**FROM  
ONLY  
£249.99  
+VAT**



**QUALITY PRODUCTS**



**FREE ADVICE**

**FREE UK  
NEXT DAY  
DELIVERY  
ON ALL  
WEB  
ORDERS**



# REVERSIBLE HYDRAULIC MECHANICAL CLUTCH AND PUMP ASSEMBLIES

These assembly kits are reversible, we do offer bi-directional upon request. When coupled with our range of gear pumps we recommend to engage and disengage the pump when the directional valve is in the unload position at a speed of no more than 1800 rpm. In the reversible position the max engagement and disengagement speed is 1000 rpm.

### LUBRICATION

SEA 90 gear oil must be put in the mechanical clutch prior to use - please note we do not supply the gear oil and will not accept responsibility for customers not putting oil into the clutch unit. Change the oil after the first 60-80 hours and then every 12 months or 1500 hours which ever falls first.

### MAINTENANCE

Please check the oil level via the special oil window every 50 hours. Working temperatures should not exceed 120 degrees celcius under continuous duty cycle.

### SPECIFY THE CORRECT MECHANICAL CLUTCH

Please check if you are unsure how to apply and use this product. Speed, flow and pressure have a big bearing on selecting the correct combination. If unsure please ask our technical department for assistance.

Please check with the Technical Sales Office if you are not sure which mechanical clutch to use.

Clockwise rotation - Max 5000rpm

Nominal torque and voltages shown in part number description.

Operating temperature: +80°C -20°C

Axial load: 120 daNm

## GROUP 1 - 9L/MIN TO 17.64L/MIN



www.flowfitonline.com  
TECH. DATA SHEET  
**RMCPA1**

PART NO.	FLOW @ 1800RPM L/MIN	WORKING PRESSURE BAR	POWER KW	NOMINAL TORQUE DANM	GRP 1 PUMP CC/REV	NETT. PRICE	
						£ STERLING	€ EUROS
ZZ000464	9	200	3.5	1.86	5	£249.99	€ 337.49
ZZ000465	11.34	200	4.4	2.33	6.3	£249.99	€ 337.49
ZZ000466	14.04	200	5.5	2.91	7.8	£249.99	€ 337.49
ZZ000467	17.64	200	6.9	3.66	9.8	£249.99	€ 337.49

## GROUP 2 - 19.8L/MIN TO 46.8L/MIN

www.flowfitonline.com  
TECH. DATA SHEET  
**RMCPA2**



PART NO.	FLOW @ 1800RPM L/MIN	WORKING PRESSURE BAR	POWER KW	NOMINAL TORQUE DANM	GRP 2 PUMP CC/REV	NETT. PRICE	
						£ STERLING	€ EUROS
ZZ000468	19.80	200	7.76	4.12	11	£263.22	€ 355.35
ZZ000469	25.2	200	9.88	5.24	14	£263.22	€ 355.35
ZZ000470	28.8	200	11.29	5.98	16	£263.22	€ 355.35
ZZ000471	34.2	200	13.41	7.11	19.0	£263.22	€ 355.35
ZZ000472	36.9	200	15.52	8.23	22.0	£263.22	€ 355.35
ZZ000473	46.8	200	18.35	9.73	26.0	£263.22	€ 355.35

## GROUP 3 - 52.2L/MIN TO 79.2L/MIN

www.flowfitonline.com  
TECH. DATA SHEET  
**RMCPA3**



PART NO.	FLOW @ 1800RPM L/MIN	WORKING PRESSURE BAR	POWER KW	NOMINAL TORQUE DANM	GRP 3 PUMP CC/REV	NETT. PRICE	
						£ STERLING	€ EUROS
ZZ000474	52.2	200	20.47	10.86	29.0	£394.91	€ 533.12
ZZ000475	59.4	200	23.29	12.35	33.0	£394.91	€ 533.12
ZZ000476	64.8	200	25.41	13.48	36.0	£394.91	€ 533.12
ZZ000477	79.2	200	31.06	16.48	44	£394.91	€ 533.12

**CLUTCHES AND GEARBOXES**

# PTO GEARBOXES

PRODUCT	PAGE
SERIES 60000 PTO GEARBOX PUMP GROUP 2 • 10KW	308
SERIES 70000 PTO GEARBOX PUMP GROUP 3 • 20KW	309
SERIES 70012 CAST IRON PTO GEARBOX PUMP GROUP 3 • 37KW	310



**FROM  
ONLY  
£105.45  
+VAT**



**FROM  
ONLY  
£126.40  
+VAT**



**QUALITY PRODUCTS**

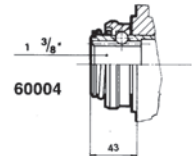
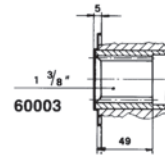
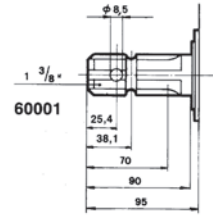
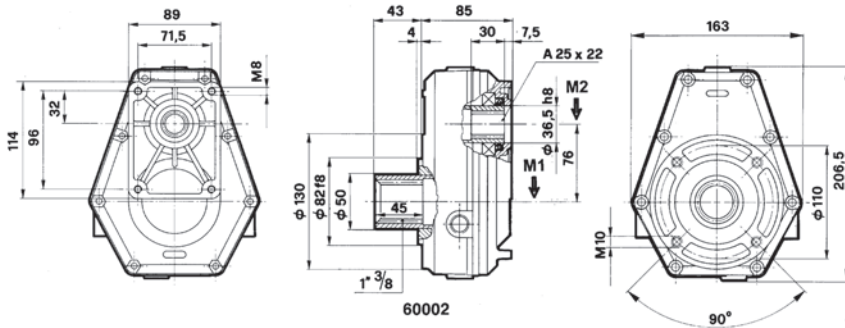


**FREE ADVICE**



## SERIES 60000 PTO GEARBOX PUMP GROUP 2 • 10KW

www.flowfitonline.com  
TECH. DATA SHEET  
**PTOG01**



MAX OIL LEVEL 0.22 LITRE

M1 MAXIMUM CONTINUOUS TORQUE OF THE PTO GEARBOX (Input side daNm)	M2 MAXIMUM TORQUE OF THE PTO GEARBOX (Output side daNm)	N1 TRACTOR OUTPUT SPEED RPM	N2 FINAL OUTPUT SPEED OF PUMP/GEARBOX ASSEMBLY RPM	I RATIO OF SPEED INCREASE	KW MAX TRANSMITTABLE POWER	WEIGHT KG
17,8	11,9	540	810	1,5	10	5,5
15,2	7,6	540	1080	2	10	5,5
16,5	6,6	540	1350	2,5	10	5,5
18	5,5	540	1680	3	10	5,5
18,6	5,8	540	1836	3,5	10	5,5
15,9	4,2	540	2052	3,8	10	5,5

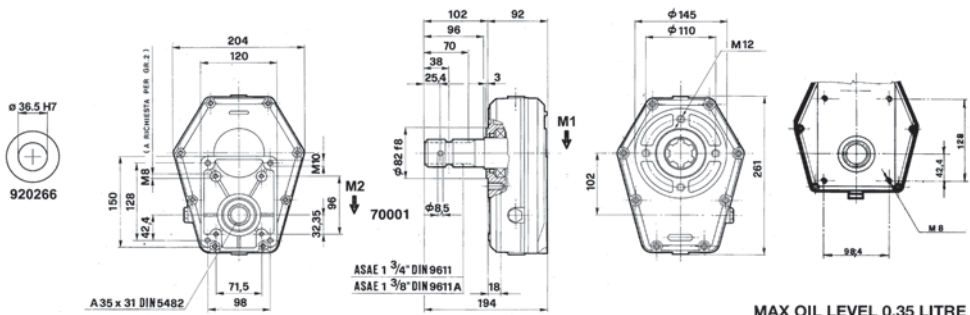
FACTORY PREFIX	PTO GEARBOX	RATIO AVAILABLE
33	60001	1,5
	60002	2
	60003	2,5
	60004	3
	60004	3,5
	60004	3,8



PART NO.	MALE SHAFT	NETT. PRICE
33 - 60001-4	PTO Gearbox Group 2 Pump Fixing Male Shaft Ratio 1:3	£ 105.45 € 142.36
33 - 60001-6	PTO Gearbox Group 2 Pump Fixing Male Shaft Ratio 1:3.8	£ 105.45 € 142.36
33 - 60001-6/0	PTO Gearbox Group 2 Pump Fixing Male Shaft Ratio 1:3.8 with oil level inverted	£ 93.18 € 125.79
PART NO.	FEMALE SHAFT (NO QUICK RELEASE COUPLING)	NETT. PRICE
33 - 60002-2	PTO Gearbox Group 2 Female Shaft Long Ratio 1:2	£ 105.45 € 142.36
33 - 60002-6	PTO Gearbox Group 2 Female Shaft Long Ratio 1:3.8	£ 93.18 € 125.79
33 - 60003-6	PTO Gearbox Group 2 Female Shaft Short Ratio 1:3.8	£ 93.18 € 125.79
PART NO.	FEMALE SHAFT (C/W QUICK RELEASE COUPLING)	NETT. PRICE
33 - 60004-2	PTO Gearbox Group 2 Female Shaft C/W Quick Release Ratio 1:2	£ 121.34 € 163.81
33 - 60004-4	PTO Gearbox Group 2 Female Shaft C/W Quick Release Ratio 1:3	£ 108.33 € 146.24
33 - 60004-6	PTO Gearbox Group 2 Female Shaft C/W Quick Release Ratio 1:3.8	£ 108.33 € 146.24

# SERIES 70000 PTO GEARBOX PUMP GROUP 3 • 20KW

www.flowfitonline.com  
**TECH. DATA SHEET**  
**PTOG02**



MAX OIL LEVEL 0.35 LITRE

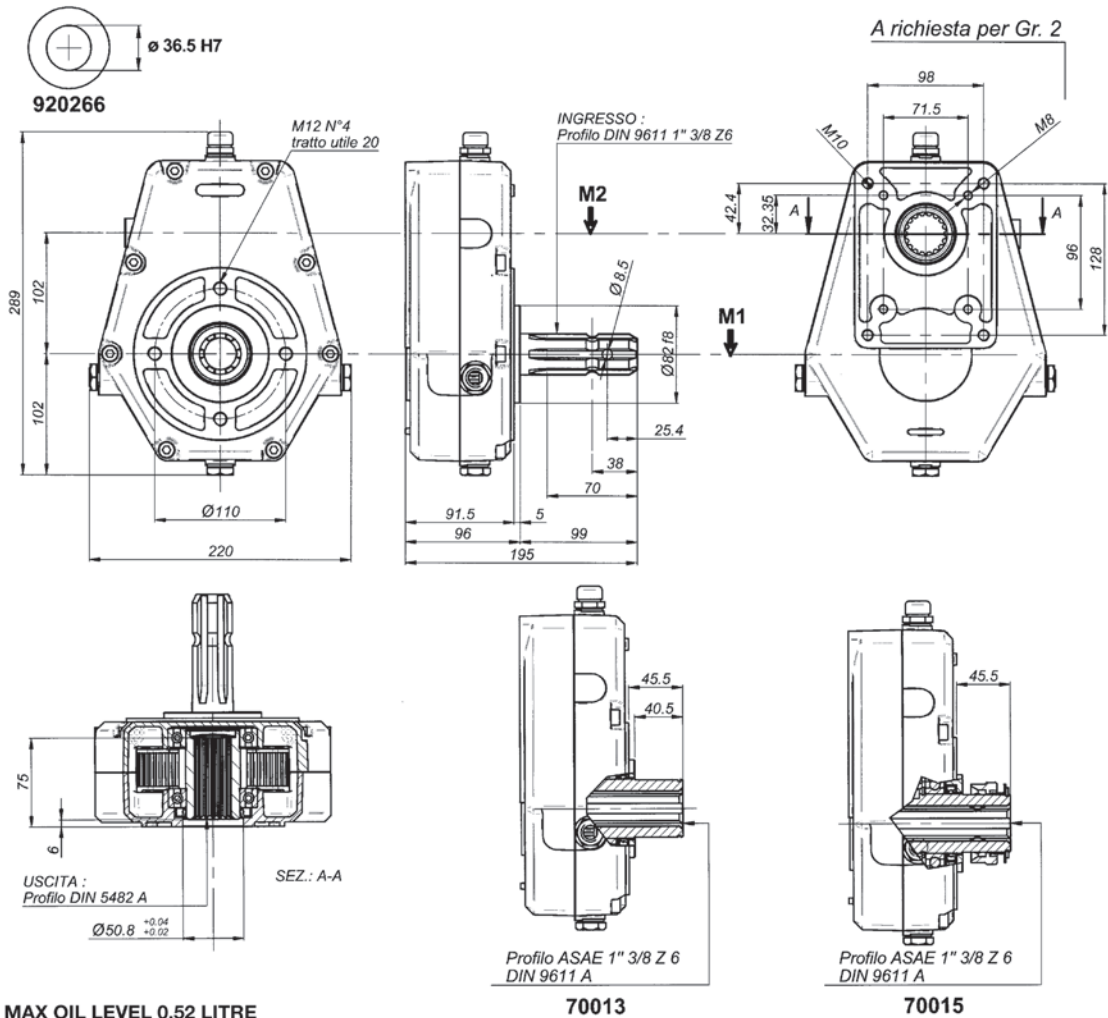
M1 MAXIMUM CONTINUOUS TORQUE OF THE PTO GEARBOX (Input side daNm)	M2 MAXIMUM TORQUE OF THE PTO GEARBOX (Output side daNm)	N1 TRACTOR OUTPUT SPEED RPM	N2 FINAL OUTPUT SPEED OF PUMP/GEARBOX ASSEMBLY RPM	I RATIO OF SPEED INCREASE	KW MAX TRANSMITTABLE POWER	WEIGHT KG
31	31	540	540	1	20	8,1
38	26	540	810	1,5	20	8,1
43	21	540	1080	2	20	8,1
46	18	540	1408	2,5	20	8,1
49	16	540	1620	3	20	8,1
46	13	540	1836	3,5	20	8,1
43,7	11,5	540	2057	3,8	20	8,1

FACTORY PREFIX	PTO GEARBOX	RATIO AVAILABLE
	34	70001 70002 70003 70004 70210

PART NO.	MALE SHAFT	NETT. PRICE	
		£ STERLING	€ EUROS
34 - 70001-4	PTO Gearbox Group 3 Pump Fixing Male Shaft Ratio 1:3	£126.39	€ 170.62
34 - 70001-5	PTO Gearbox Group 3 Pump Fixing Male Shaft Ratio 1:3.5	£126.39	€ 170.62
PART NO.	FEMALE SHAFT	NETT. PRICE	
		£ STERLING	€ EUROS
34 - 70004-4	PTO Gearbox Group 3 Female Shaft C/W Quick Release Ratio 1:3	£143.01	€ 193.06
34 - 70004-5	PTO Gearbox Group 3 Female Shaft C/W Quick Release Ratio 1:3.5	£143.01	€ 193.06

## SERIES 70012 CAST IRON PTO GEARBOX PUMP GROUP 3 • 37KW

www.flowfitonline.com  
TECH. DATA SHEET  
**PTOG03**



MAX OIL LEVEL 0.52 LITRE

M1 MAXIMUM CONTINUOUS TORQUE OF THE PTO GEARBOX (Input side daNm)	M2 MAXIMUM TORQUE OF THE PTO GEARBOX (Output side daNm)	N1 TRACTOR OUTPUT SPEED RPM	N2 FINAL OUTPUT SPEED OF PUMP/GEARBOX ASSEMBLY RPM	I RATIO OF SPEED INCREASE	KW MAX TRANSMITTABLE POWER	WEIGHT KG
66	66	540	540	1	37	14.5
66	44	540	810	1.5	37	14.5
66	33	540	1080	2	37	14.5
66	26.4	540	1408	2.5	37	14.5
66	22	540	1620	3	37	14.5
66	18	540	1836	3.5	35	14.5
66	16.6	540	2057	3.8	35	14.5

PART NO.	MALE SHAFT	NETT. PRICE	
		£ STERLING	€ EUROS
121-70012-4	Heavy Duty Cast Iron PTO Gearbox Group 3 Pump Fixing Male Shaft Ratio 1:3	£299.55	€ 404.40
121-70012-5	Heavy Duty Cast Iron PTO Gearbox Group 3 Pump Fixing Male Shaft Ratio 1:3.5	£299.55	€ 404.40
PART NO.	FEMALE SHAFT (C/W QUICK RELEASE COUPLING)	NETT. PRICE	
		£ STERLING	€ EUROS
121-70015-3	Heavy Duty Cast Iron PTO Gearbox Group 3 Pump Fixing Female Shaft Quick Release Ratio 1:3	£301.90	€ 407.57
121-70015-3.5	Heavy Duty Cast Iron PTO Gearbox Group 3 Pump Fixing Female Shaft Quick Release Ratio 1:3.5	£301.90	€ 407.57



**CLUTCHES AND GEARBOXES**  
**HYDRAULIC**  
**PTO**  
**GEARBOXES**  
**AND PUMP**  
**ASSEMBLIES**

PRODUCT	PAGE
PTO GEAR BOXES WITH GROUP 2 PUMPS	312
PTO GEAR BOXES WITH GROUP 3 PUMPS	313
CAST IRON PTO GEAR BOXES WITH GROUP 3 PUMPS	313



**FROM ONLY**  
**£418.77**  
 +VAT



**FROM ONLY**  
**£188.82**  
 +VAT



**QUALITY PRODUCTS**



**FREE ADVICE**

**FLOWFIT®**  
**24 HOUR**  
**DELIVERY**

## ALUMINIUM HYDRAULIC PTO GEARBOXES AND PUMP ASSEMBLIES

Flowfit PTO gearbox and pump assemblies are ideal for adding power to tractor and landscape equipment not already equipped with hydraulic circuits. Use to power hydraulic motors front end loaders, mowers and rotary sweepers.

The gearbox & pump range offer either direct or remote mounted options to the tractor PTO to provide independent hydraulic service.

### PTO GEAR BOXES WITH GROUP 2 PUMPS



With standard ratio's of 1:3.0 and 1: 3.8 and a range of outputs available upon request.

Flows from 6.48 l/min to 53.35 l/min can be achieved when coupled with group 2 hydraulic pump

Please note : Higher pressure and higher flow combinations are available upon request.

Please check intermittent and peak pressures on pump pdf.

[www.flowfitonline.com](http://www.flowfitonline.com)

TECH. DATA SHEET

**PGPA1**

PART NO.	FLOW L/ MIN	MAX PRESSURE BAR	GEAR PUMP	GEARBOX RATIO	INPUT SHAFT	NETT. PRICE	
						£ STERLING	€ EUROS
ZZ001043	6.48	280	Group 2 4cc/rev	1:3	1 3/8"- 6" Spline Male	£188.82	€ 254.91
ZZ001044	9.72	280	Group 2 6cc/rev	1:3	1 3/8"- 6" Spline Male	£188.82	€ 254.91
ZZ001046	13.77	280	Group 2 8.5cc/rev	1:3	1 3/8"- 6" Spline Male	£188.82	€ 254.91
ZZ001047	17.82	280	Group 2 11cc/rev	1:3	1 3/8"- 6" Spline Male	£188.82	€ 254.91
ZZ001048	22.68	220	Group 2 14cc/rev	1:3	1 3/8"- 6" Spline Male	£188.82	€ 254.91
ZZ001049	26.73	190	Group 2 16.5cc/rev	1:3	1 3/8"- 6" Spline Male	£188.82	€ 254.91
ZZ001050	31.59	160	Group 2 19.5cc/rev	1:3	1 3/8"- 6" Spline Male	£188.82	€ 254.91
ZZ001051	36.45	135	Group 2 22.5cc/rev	1:3	1 3/8"- 6" Spline Male	£188.82	€ 254.91
ZZ001052	42.12	120	Group 2 26cc/rev	1:3	1 3/8"- 6" Spline Male	£188.82	€ 254.91
ZZ001053	8.21	280	Group 2 4cc/rev	1:3.8	1 3/8"- 6" Spline Male	£188.82	€ 254.91
ZZ001054	12.31	280	Group 2 6cc/rev	1:3.8	1 3/8"- 6" Spline Male	£188.82	€ 254.91
ZZ001055	17.55	280	Group 2 8.5cc/rev	1:3.8	1 3/8"- 6" Spline Male	£188.82	€ 254.91
ZZ001056	22.57	220	Group 2 11cc/rev	1:3.8	1 3/8"- 6" Spline Male	£188.82	€ 254.91
ZZ001057	28.73	170	Group 2 14cc/rev	1:3.8	1 3/8"- 6" Spline Male	£188.82	€ 254.91
ZZ001058	33.86	150	Group 2 16.5cc/rev	1:3.8	1 3/8"- 6" Spline Male	£188.82	€ 254.91
ZZ001059	40.01	125	Group 2 19.5cc/rev	1:3.8	1 3/8"- 6" Spline Male	£188.82	€ 254.91
ZZ001060	46.17	110	Group 2 22.5cc/rev	1:3.8	1 3/8"- 6" Spline Male	£188.82	€ 254.91
ZZ001061	53.35	95	Group 2 26cc/rev	1:3.8	1 3/8"- 6" Spline Male	£188.82	€ 254.91

## PTO GEAR BOXES WITH GROUP 3 PUMPS

www.flowfitonline.com  
TECH. DATA SHEET  
**PGPA2**



With standard ratio's of 1:3.0 and 1: 3.5 and a range of outputs available upon request.

Flows from 30.78 l/min to 115 l/min can be achieved when coupled with group 3 hydraulic pump

Please note : Higher pressure and higher flow combinations are available upon request.

Please check intermittent and peak pressures on pump pdf.

PART NO.	FLOW L/ MIN	MAX PRESSURE BAR	GEAR PUMP	GEARBOX RATIO	INPUT SHAFT	NETT. PRICE	
						£ STERLING	€ EUROS
ZZ000480	30.78	250	Group 3 19cc/rev	1:3	1 3/8"- 6" Spline Male	£294.19	€ 397.16
ZZ000488	35.91	250	Group 3 19cc/rev	1:3.5	1 3/8"- 6" Spline Male	£294.19	€ 397.16
ZZ000481	36.12	240	Group 3 22cc/rev	1:3	1 3/8"- 6" Spline Male	£294.19	€ 397.16
ZZ000489	42.15	240	Group 3 22cc/rev	1:3.5	1 3/8"- 6" Spline Male	£294.19	€ 397.16
ZZ000483	53.29	190	Group 3 33cc/rev	1:3	1 3/8"- 6" Spline Male	£294.19	€ 397.16
ZZ000490	55.38	180	Group 3 29cc rev	1:3.5	1 3/8"- 6" Spline Male	£294.19	€ 397.16
ZZ000484	58.96	170	Group 3 36cc/rev	1:3	1 3/8"- 6" Spline Male	£294.19	€ 397.16
ZZ000491	62.18	160	Group 3 33cc/rev	1:3.5	1 3/8"- 6" Spline Male	£294.19	€ 397.16
ZZ000492	68.8	140	Group 3 36cc/rev	1:3.5	1 3/8"- 6" Spline Male	£294.19	€ 397.16
ZZ000485	70.47	140	Group 3 44cc/rev	1:3	1 3/8"- 6" Spline Male	£294.19	€ 397.16
ZZ000493	82.22	120	Group 3 44cc/rev	1:3.5	1 3/8"- 6" Spline Male	£294.19	€ 397.16
ZZ000486	83.75	120	Group 3 52cc/rev	1:3	1 3/8"- 6" Spline Male	£294.19	€ 397.16
ZZ000494	97.71	100	Group 3 52cc/rev	1:3.5	1 3/8"- 6" Spline Male	£294.19	€ 397.16
ZZ000487	98.98	100	Group 3 62cc/rev	1:3	1 3/8"- 6" Spline Male	£294.19	€ 397.16
ZZ000495	115.48	80	Group 3 62cc/rev	1:3.5	1 3/8"- 6" Spline Male	£294.19	€ 397.16

## CAST IRON PTO GEAR BOXES WITH GROUP 3 PUMPS

www.flowfitonline.com  
TECH. DATA SHEET  
**PGPA3**



With standard ratio's of 1:3.0 and 1: 3.5 and a range of outputs available upon request.

Flows from 6l/min to 120 l/min can be achieved when coupled with group 3 hydraulic pump

Please note : Higher pressure and higher flow combinations are available upon request.


Please check intermittent and peak pressures on pump pdf.

PART NO.	FLOW L/ MIN	MAX PRESSURE BAR	GEAR PUMP	GEARBOX RATIO	INPUT SHAFT	NETT. PRICE	
						£ STERLING	€ EUROS
ZZ000618	35.91	250	Group 3 19cc/rev	1:3.5	1 3/8"- 6" Spline Male	£418.76	€ 565.33
ZZ000610	36.126	240	Group 3 22.3cc/rev	1:3	1 3/8"- 6" Spline Male	£418.76	€ 565.33
ZZ000619	42.15	240	Group 3 22.3cc/rev	1:3.5	1 3/8"- 6" Spline Male	£418.76	€ 565.33
ZZ000611	47.466	220	Group3 29.3cc/rev	1:3	1 3/8"- 6" Spline Male	£418.76	€ 565.33
ZZ000612	53.298	220	Group 3 32.9cc/rev	1:1.3	1 3/8"- 6" Spline Male	£418.76	€ 565.33
ZZ000620	55.38	220	Group 3 29.3cc/rev	1:3.5	1 3/8"- 6" Spline Male	£418.76	€ 565.33
ZZ000613	58.968	210	Group 3 36.4cc/rev	1:3	1 3/8"- 6" Spline Male	£418.76	€ 565.33
ZZ000621	62.18	220	Group 3 32.9cc/rev	1:3.5	1 3/8"- 6" Spline Male	£418.76	€ 565.33
ZZ000622	68.8	210	Group 3 36.4 cc/rev	1:3.5	1 3/8"- 6" Spline Male	£418.76	€ 565.33
ZZ000614	70.47	200	Group 3 43.5 cc/rev	1:3	1 3/8"- 6" Spline Male	£418.76	€ 565.33
ZZ000623	82.22	200	Group 3 43.5 cc/rev	1:3.5	1 3/8"- 6" Spline Male	£418.76	€ 565.33
ZZ000615	83.75	200	Group 3 51.7 cc/rev	1:3	1 3/8"- 6" Spline Male	£418.76	€ 565.33
ZZ000624	97	190	Group 3 51.7cc/rev	1:3.5	1 3/8"- 6" Spline Male	£418.76	€ 565.33
ZZ000616	98.98	180	Group 3 61.1cc/rev	1:3	1 3/8"- 6" Spline Male	£418.76	€ 565.33
ZZ000625	115.48	150	Group 3 61.1cc/rev	1:3.5	1 3/8"- 6" Spline Male	£418.76	€ 565.33

# CLUTCHES AND GEARBOXES

# PUMP BEARING SUPPORTS

PRODUCT	PAGE
GROUP 1 BEARING SUPPORT	315
GROUP 2 BEARING SUPPORT	315
GROUP 2 BEARING SUPPORT REINFORCED	316
GROUP 2 BEARING SUPPORT REINFORCED	316
GROUP 3 BEARING SUPPORT	317



**QUALITY PRODUCTS**

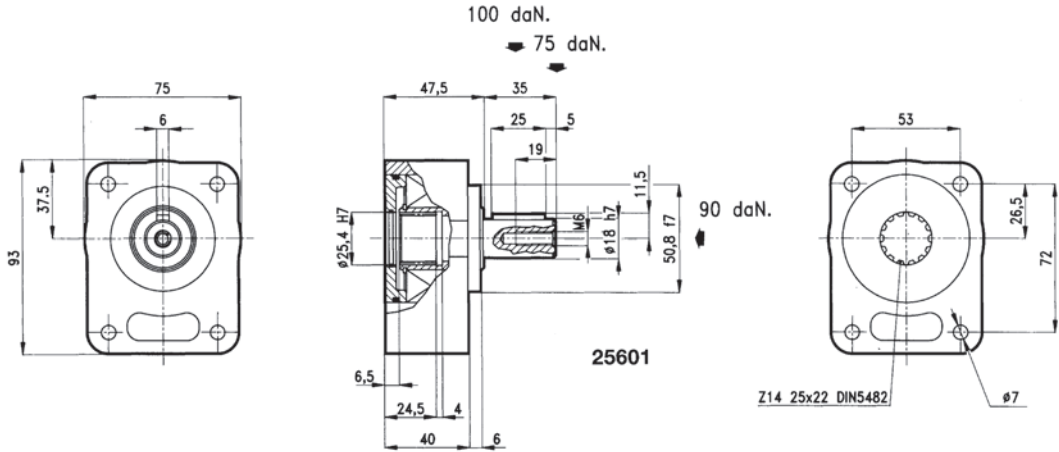


**FREE ADVICE**

*If the part number needed is not listed please ask the Flowfit Sales Team*

## GROUP 1 BEARING SUPPORT

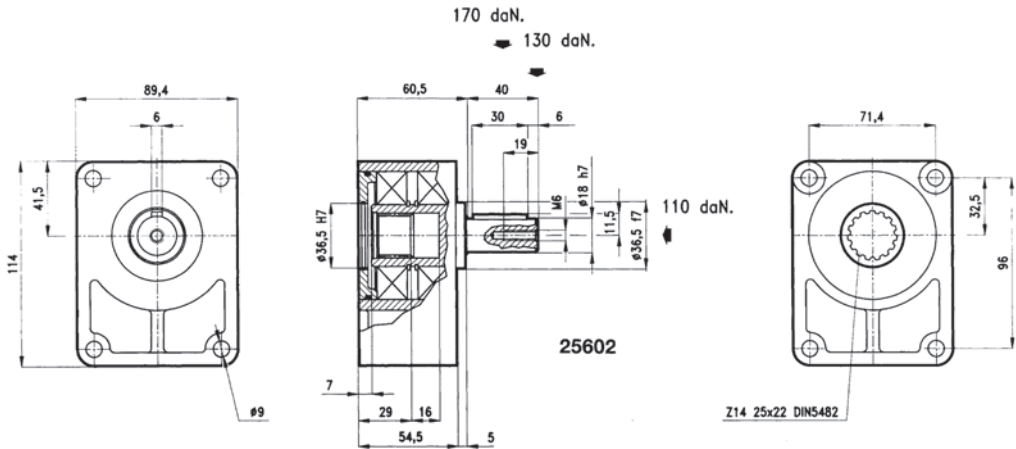
www.flowfitonline.com  
TECH. DATA SHEET  
**PBS01**



PART NO.	DESCRIPTION	NETT. PRICE	
		£ STERLING	€ EUROS
24 - 25601	Pump Bearing Support Support gr.1 cylindrical shaft	£44.26	€ 59.75

## GROUP 2 BEARING SUPPORT

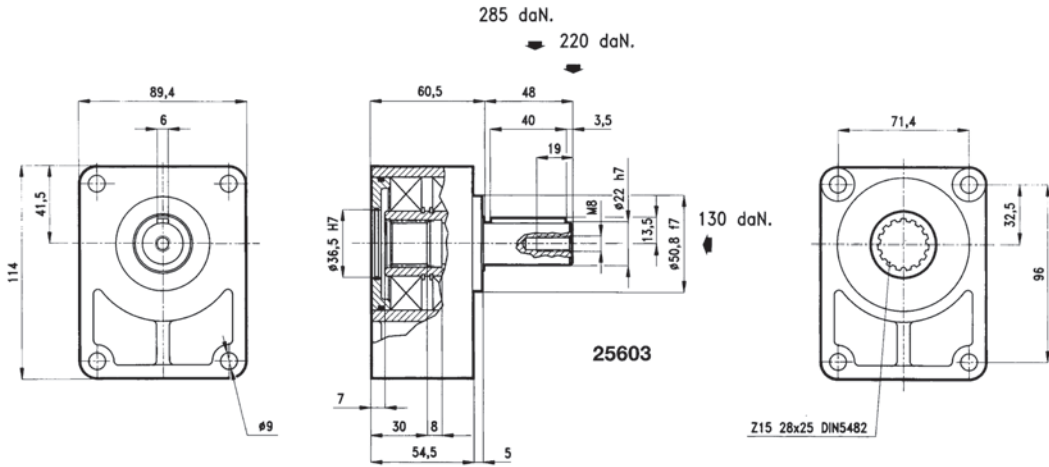
www.flowfitonline.com  
TECH. DATA SHEET  
**PBS02**



PART NO.	DESCRIPTION	NETT. PRICE	
		£ STERLING	€ EUROS
24 - 25602	Pump Bearing Support Support gr.2 cylindrical shaft	£54.17	€ 73.13

## GROUP 2 BEARING SUPPORT REINFORCED

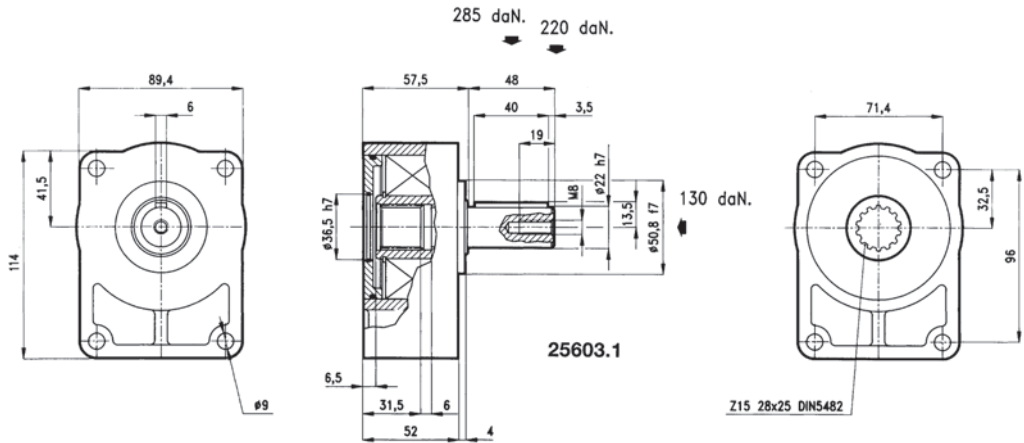
www.flowfitonline.com  
TECH. DATA SHEET  
**PBS02**



PART NO.	DESCRIPTION	NETT. PRICE	
		£ STERLING	€ EUROS
24 - 25603	Pump Bearing Support gr.2/R cylindrical shaft 2 bearings	£59.23	€ 79.96

## GROUP 2 BEARING SUPPORT REINFORCED

www.flowfitonline.com  
TECH. DATA SHEET  
**PBS02**

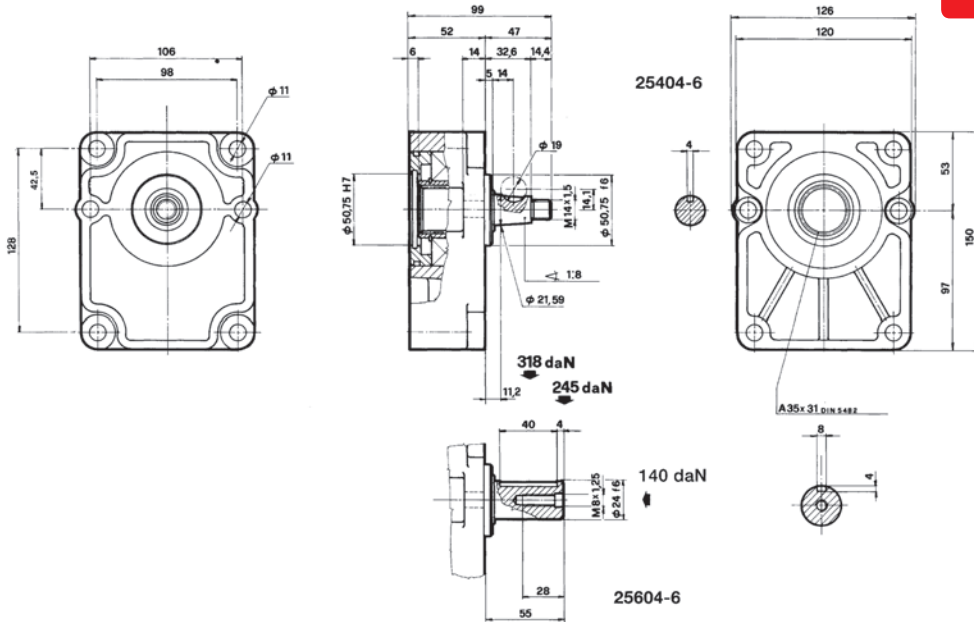


PART NO.	DESCRIPTION	NETT. PRICE	
		£ STERLING	€ EUROS
24 - 25603-1	Pump Bearing Support gr.2/R cylindrical shaft 1 bearing	£59.23	€ 79.96



# GROUP 3 BEARING SUPPORT

www.flowfitonline.com  
TECH. DATA SHEET  
**PBS03**



PART NO.	DESCRIPTION	NETT. PRICE	
		£ STERLING	€ EUROS
24 - 25604-6	Pump Bearing Support gr.3 cylindrical shaft 6 holes	£83.07	€ 112.14

**If the part number needed is not listed please ask the Flowfit Sales Team**

**CLUTCHES AND GEARBOXES**

# SPEED REDUCTION GEARBOXES

PRODUCT	PAGE
95000 SERIES ALUMINIUM SPEED REDUCTION GEARBOXES	319
96000 SERIES ALUMINIUM SPEED REDUCTION GEARBOXES	320
97500 SERIES CAST IRON SPEED REDUCTION GEARBOXES	321



**FROM ONLY  
£133.62  
+VAT**



**FROM ONLY  
£195.02  
+VAT**



**FROM ONLY  
£231.14  
+VAT**



**QUALITY PRODUCTS**

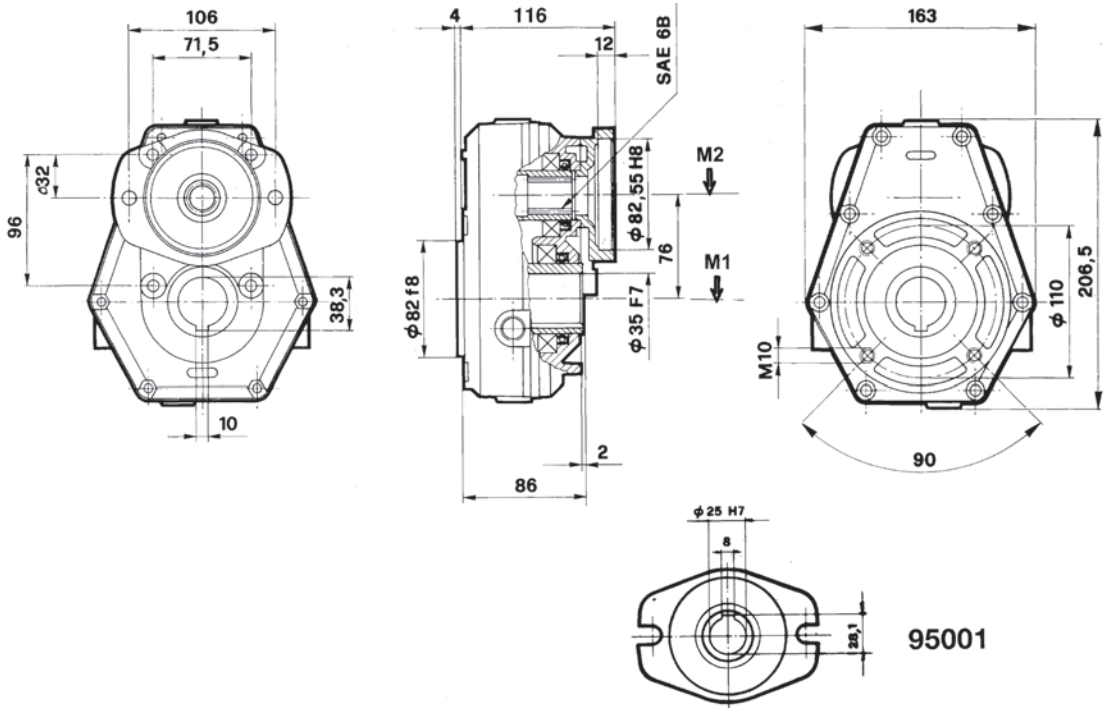


**FREE ADVICE**

**FOR SALES  
& ADVICE  
CALL US  
01584  
876033**

# 95000 SERIES ALUMINIUM SPEED REDUCTION GEARBOXES

**GROUP 2 • SAE 'A' • 10KW**



MAX OIL LEVEL 0.22 LITRE

M1 MAXIMUM CONTINUOUS TORQUE OF THE SPEED INCREASER (Input side daNm)	M2 MAXIMUM TORQUE OF THE SPEED INCREASER (Output side daNm)	N1 OUTPUT SPEED AFTER REDUCTION RPM	N2 INPUT SPEED BEFORE REDUCTION RPM	I RATIO OF SPEED REDUCTION ON N2 = N1	MAX TRANSMITTABLE POWER KW	WEIGHT KG
19,6	13,1	200	300	1,5	10	5
17,6	8,8	200	400	2	10	5
19,2	7,7	200	500	2,5	10	5
20,1	6,7	200	600	3	10	5
21,4	6,3	200	700	3,5	10	5
18,6	4,9	200	760	3,8	10	5

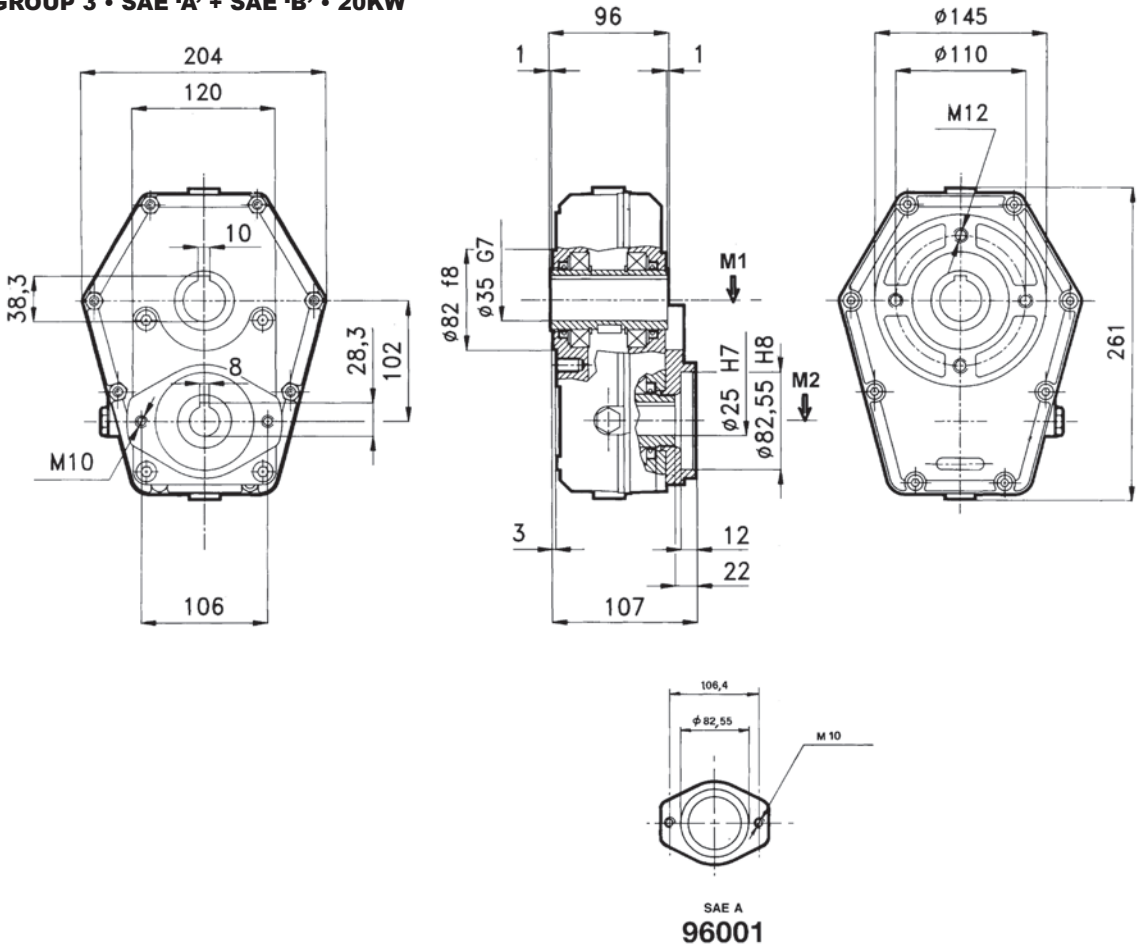
## 95001 SPEED REDUCTION GEARBOX

PART NO.	DESCRIPTION OF REDUCTION GEARBOX	NETT. PRICE	
		£ STERLING	€ EUROS
38 - 95001-1	Reduction gear gr.2 SAE A dia.25 R.1:1,5	£133.62	€ 180.39
38 - 95001-2	Reduction gear gr.2 SAE A dia.25 R.1:2	£133.62	€ 180.39
38 - 95001-2/30	Reduction gear gr.2 SAE A dia.25 R.1:2 female through-shaft	£133.62	€ 180.39
38 - 95001-3	Reduction gear gr.2 SAE A dia.25 R.1:2,5	£115.56	€ 156.01
38 - 95001-4	Reduction gear gr.2 SAE A dia.25 R.1:3	£115.56	€ 156.01
38 - 95001-4/1	Reduction gear gr.2 SAE A dia.25 R.1:3 female through-shaft	£115.56	€ 156.01
38 - 95001-5	Reduction gear gr.2 SAE A dia.25 R.1:3,5	£115.56	€ 156.01
38 - 95001-5/1	Reduction gear gr.2 SAE A dia.25 R.1:3,5 female through-shaft	£115.56	€ 156.01
38 - 95001-5/2	Reduction gear gr.2 SAE A dia.25 R.1:3,5 female through-shaft	£115.56	€ 156.01
38 - 95001-6	Reduction gear gr.2 SAE A dia.25 R.1:3,8	£115.56	€ 156.01
38 - 95001-6/3	Aluminium Speed Reduction Gearbox SAE A Ratio 1:3.8 C/W Female Through Shaft	£115.56	€ 156.01

## 96000 SERIES ALUMINIUM SPEED REDUCTION GEARBOXES

www.flowfitonline.com  
TECH. DATA SHEET  
**SRG02**

GROUP 3 • SAE 'A' + SAE 'B' • 20KW



MAX OIL LEVEL 0.35 LITRE

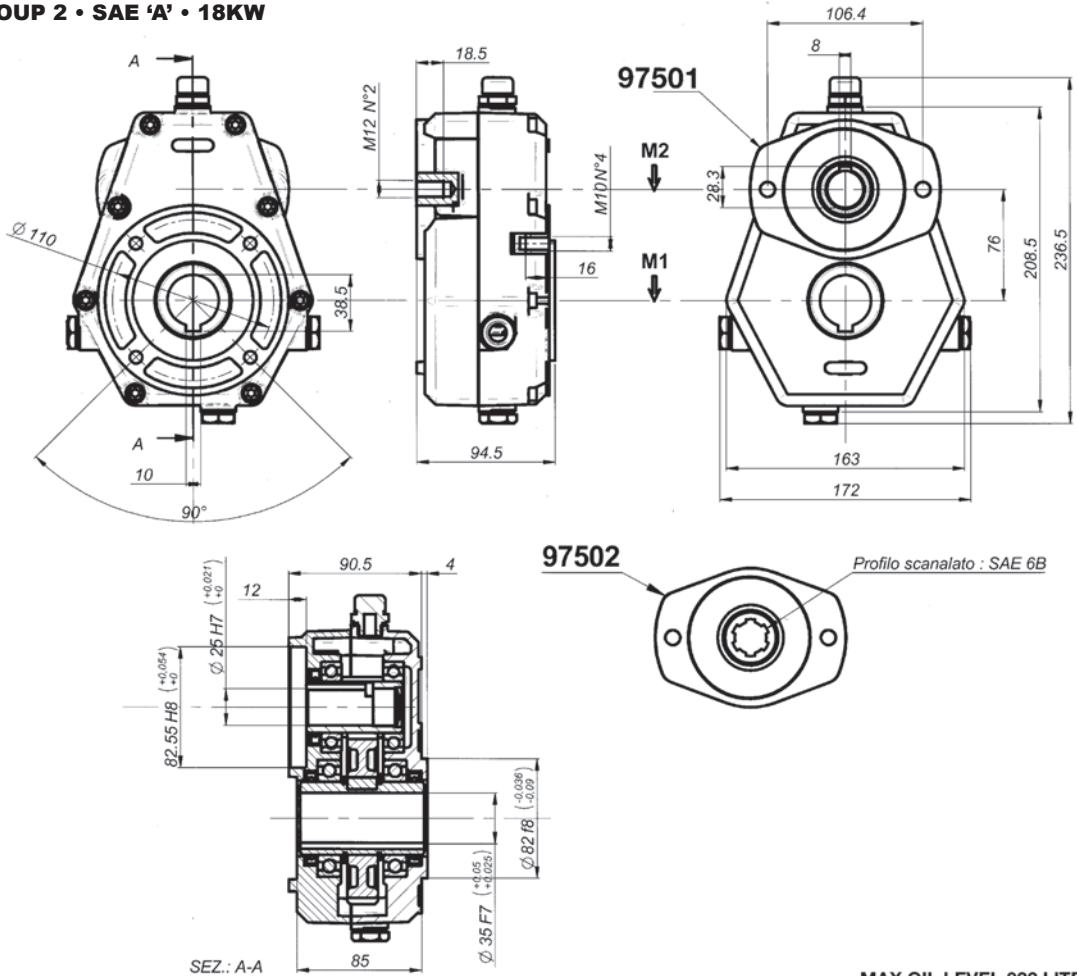
M1 MAXIMUM CONTINUOUS TORQUE OF THE SPEED INCREASER (Input side daNm)	M2 MAXIMUM TORQUE OF THE SPEED INCREASER (Output side daNm)	N1 OUTPUT SPEED AFTER REDUCTION RPM	N2 INPUT SPEED BEFORE REDUCTION RPM	I RATIO OF SPEED REDUCTION ON N2 = N1	MAX TRANSMITTABLE POWER KW	WEIGHT KG
48	32	200	300	1,5	20	8,5
48,5	24,2	200	400	2	20	8,5
52	20,8	200	500	2,5	20	8,5
57	19	200	600	3	20	8,5
53	15,1	200	680	3,5	20	8,5
52,5	13,8	200	760	3,8	20	8,5

## 96001 SPEED REDUCTION GEARBOX

PART NO.	DESCRIPTION OF REDUCTION GEARBOX	NETT. PRICE	
		£ STERLING	€ EUROS
38-96001-6/3	Aluminium Speed Reduction Gearbox SAE A Ratio 1:3.8 C/W Female Through Shaft	£195.01	€ 263.26

# 97500 SERIES CAST IRON SPEED REDUCTION GEARBOXES

**GROUP 2 • SAE 'A' • 18KW**



MAX OIL LEVEL 022 LITRE

M1 MAXIMUM CONTINUOUS TORQUE OF THE SPEED INCREASER (Input side daNm)	M2 MAXIMUM TORQUE OF THE SPEED INCREASER (Output side daNm)	N1 OUTPUT SPEED AFTER REDUCTION RPM	N2 INPUT SPEED BEFORE REDUCTION RPM	I RATIO OF SPEED REDUCTION ON N2 = N1	MAX TRANSMITTABLE POWER KW	WEIGHT KG
24,7	16,5	200	300	1,5	18	10
32,4	16,2	200	400	2	18	10
38,7	15,5	200	500	2,5	18	10
24,0	8,0	200	600	3	18	10
25,5	7,5	200	680	3,5	18	10
26,6	7,0	200	760	3,8	18	10

## 97502 SPEED REDUCTION GEARBOX

PART NO.	DESCRIPTION OF REDUCTION GEARBOX	NETT. PRICE	
		£ STERLING	€ EUROS
69 - 97502-4	Cast Iron Speed Reduction SAE A - 6B Ratio 1:3 C/W Female Through Shaft	£231.13	€ 312.02
69 - 97502-6	Cast Iron Speed Reduction SAE A - 6B Ratio 1:3.8 C/W Female Through Shaft	£231.13	€ 312.02



# FLOWFIT®

## HYDRAULIC POWERUNIT MANUFACTURING SPECIALISTS



- We can design and build Powerunits with fast delivery
- Flow rates up to 1000 litres per minute
- Testing capability of up to 200kw
- Pressure capability up to 700 bar max
- On site visits to help source your requirements
- Competitively priced
- Custom engineered solutions to meet the specific demands of each application
- ISO 9001:2008 certified

Speak to  
our sales  
team today!

Telephone: +44 (0)1584 876 033

Fax: +44 (0)1584 876 044

Email: [sales@flowfitonline.com](mailto:sales@flowfitonline.com)

[www.flowfitonline.com](http://www.flowfitonline.com)





# CLUTCHES AND GEARBOXES

# ELECTRO-MAGNETIC CLUTCHES

PRODUCT	PAGE
10 daNm ELECTROMAGNETIC CLUTCHES	324
14 daNm ELECTROMAGNETIC CLUTCHES	328
21 daNm ELECTROMAGNETIC CLUTCHES	332
50 daNm ELECTROMAGNETIC CLUTCHES	334



**QUALITY PRODUCTS**



**FREE ADVICE**

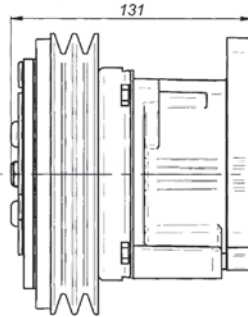
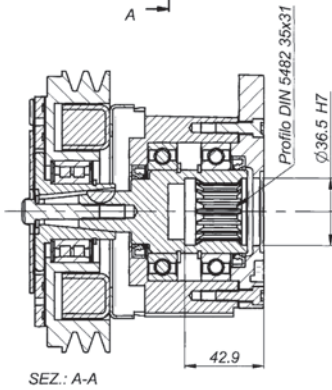
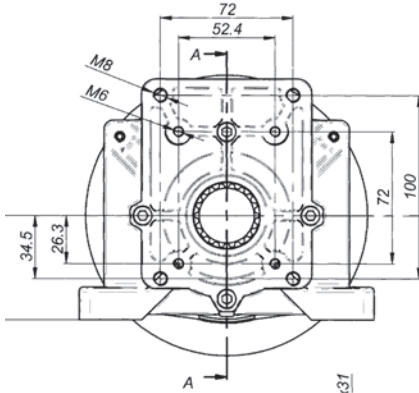


## 10 daNm ELECTROMAGNETIC CLUTCHES

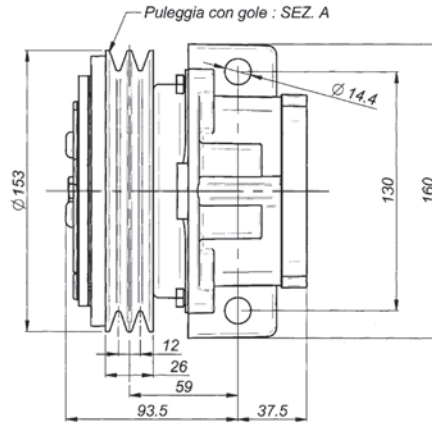
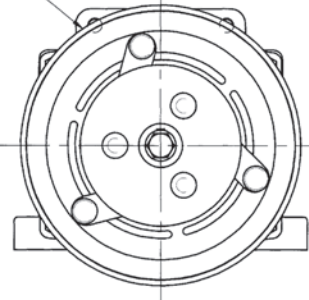
www.flowfitonline.com  
TECH. DATA SHEET  
**EC01**

SERIE: 30901 12 Volt

SERIE: 30903 24 Volt



Cavo elettrico 2x2.5 per alimentazione dell' innesto elettromagnetico.  
Electromagnetic clutch 2x2.5 feeding cable



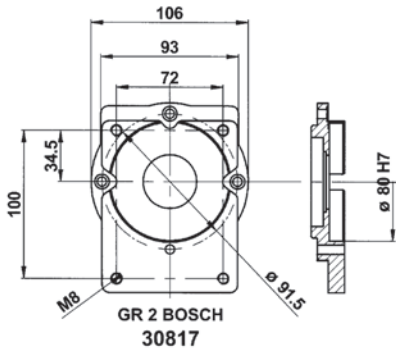
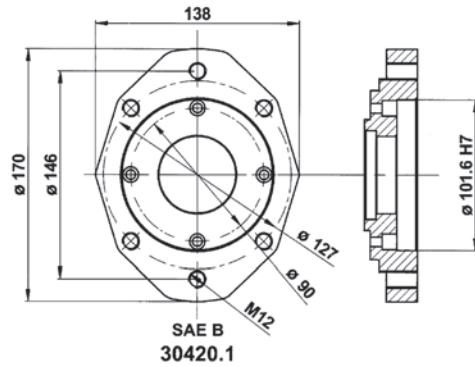
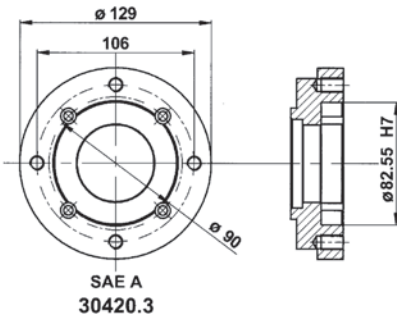
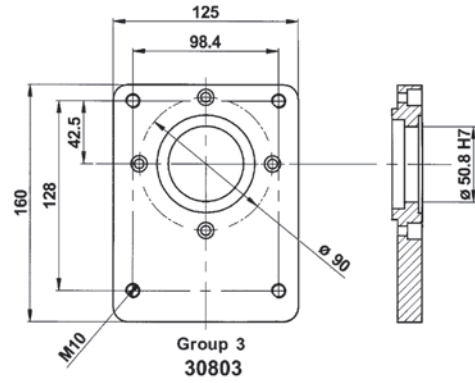
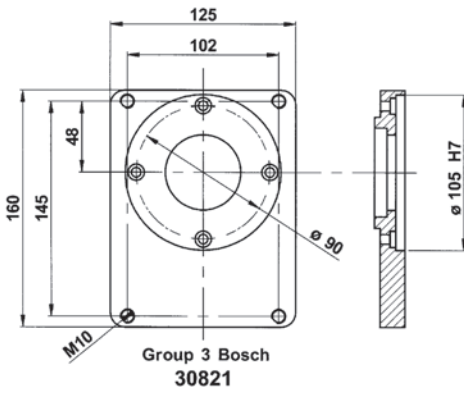
Nominal torque	7,8 daNm		Connection time	25 m/sec		
Static torque	12,5 daNm		Disconnection time	40 m/sec		
Dynamic torque	8,5 daNm	at 500 rpm	Minimum time between two connection	20 sec		
	7,0 daNm	at 1000 rpm				
	4,2 daNm	at 1500 rpm	Max speed	5000 rpm		
	3,5 daNm	at 2000 rpm				
	2,7 daNm	at 2500 rpm				
	2,5 daNm	at 3000 rpm	Weight	5,5 Kg		
Electric absorption	Resistance (Ω)		Current (A)		Power (W)	
	20° C	120° C	20° C	120° C	20° C	120° C
12 V DC	4,00	5,60	3,33	2,00	40,00	24,00
24 V DC	20,00	28,00	1,26	0,77	30,30	18,18

All technical data are at 20°C / at 120 °C the performance are less 20%  
All electromagnetic clutches are reversible.

PART NO.	DESCRIPTION	NETT. PRICE	
		£ STERLING	€ EUROS
29 - 30901	Electromagnetic clutch 12V. 10 daNm for European Group 1 and Group 2 Pumps	£209.48	€ 282.79
29 - 30903	Electromagnetic clutch 24V. 10 daNm for European Group 1 and Group 2 Pumps	£209.48	€ 282.79
29 - 30909	Electromagnetic clutch 12V. 10 daNm for European Group 3 Pump	£209.48	€ 282.79
29 - 30911	Electromagnetic clutch 24V. 10 daNm for European Group 3 Pump	£209.48	€ 282.79

If the part number needed is not listed please ask the Flowfit Sales Team

# FLANGES FOR 10 daNm ELECTROMAGNETIC CLUTCHES



Electric absorption	CLUTCHES COMPLETE WITH ABOVE FLANGES				
	Gr.2 BOSCH	Gr.3	Gr. 3 BOSCH	SAE A	SAE B
12 Volt	30917	30909	30925	30901/SA	30901/SB
24 Volt	30919	30911	30927	30903/SA	30903/SB

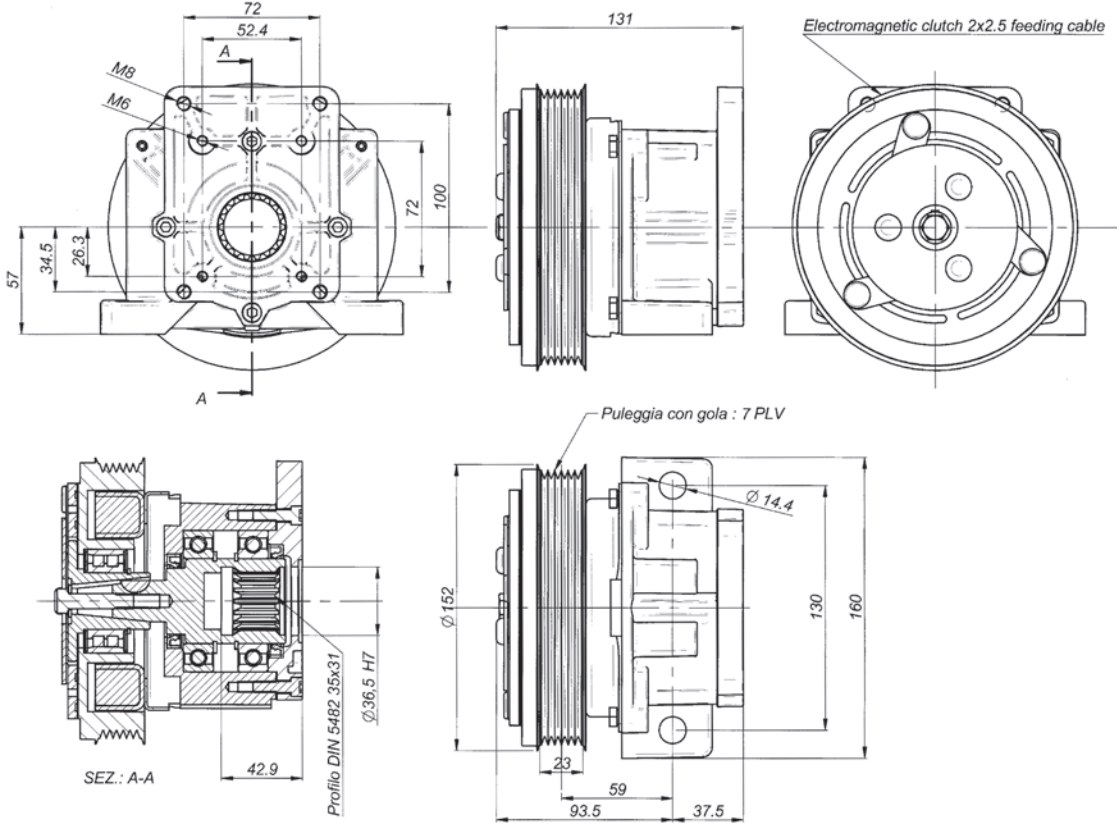
AVAILABLE ON REQUEST

## 10 daNm ELECTROMAGNETIC CLUTCHES

www.flowfitonline.com  
TECH. DATA SHEET  
**EC01**

SERIES: 30901-1 12 Volt

SERIES: 30903-1 24 Volt



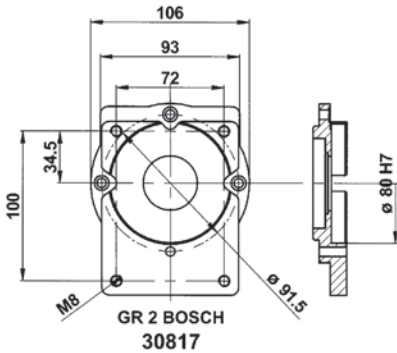
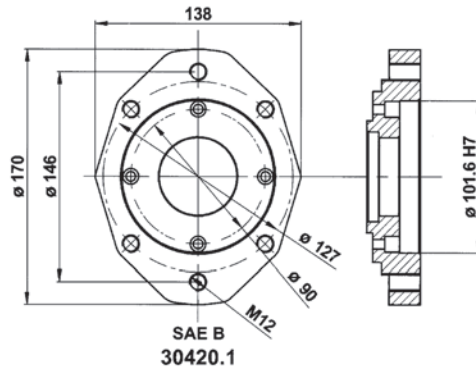
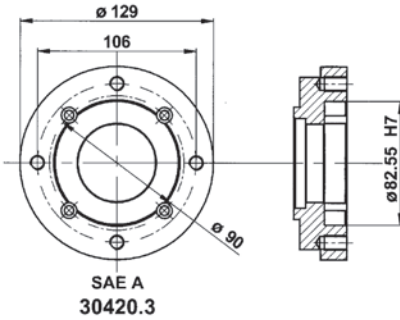
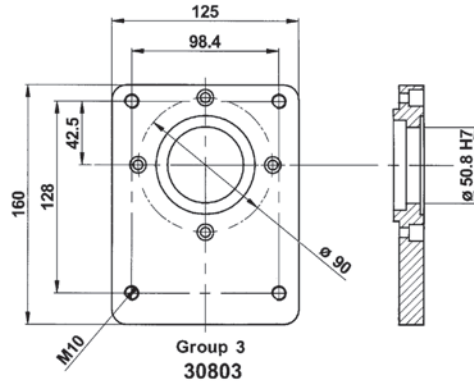
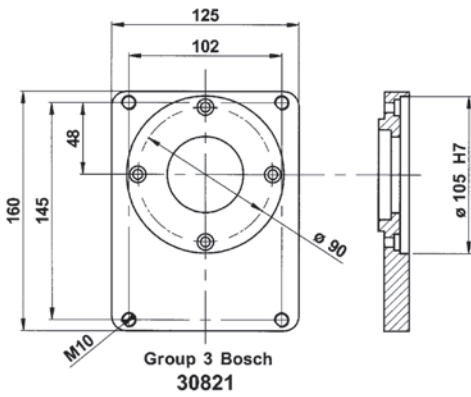
Nominal torque	7,8 daNm		Connection time		25 m/sec	
Static torque	12,5 daNm		Disconnection time		40 m/sec	
Dynamic torque	8,5 daNm	at 500 rpm	Minimum time between two connection		20 sec	
	7,0 daNm	at 1000 rpm				
	4,2 daNm	at 1500 rpm				
	3,5 daNm	at 2000 rpm	Max speed		5000 rpm	
	2,7 daNm	at 2500 rpm	Weight		5,5 Kg	
2,5 daNm	at 3000 rpm					
Electric absorption	Resistance (Ω)		Current (A)		Power (W)	
	20° C	120° C	20° C	120° C	20° C	120° C
12 V DC	4,00	5,60	3,33	2,00	40,00	24,00
24 V DC	20,00	28,00	1,26	0,77	30,30	18,18

All technical data are at 20°C / at 120 °C the performance are less 20%  
All electromagnetic clutches are reversible.

PART NO.	DESCRIPTION	NETT. PRICE	
		£ STERLING	€ EUROS
29 - 30901 - 1/7	Electromagnetic clutch 12V. 10 daNm 7 PLY RIBBED for European Group 1 and 2 Pumps	£209.48	€ 282.79
29 - 30903 - 1	Electromagnetic clutch 24V. 10 daNm for European Group 1 and 2 Pumps	£209.48	€ 282.79
29 - 30903 - 1/SA	Electromagnetic clutch 24V. 10 daNm for SAE A 2 BOLT	£209.48	€ 282.79
29 - 30909 - 1	Electromagnetic clutch 12V. 10 daNm for European Group 3 Pumps	£209.48	€ 282.79
29 - 30911 - 1	Electromagnetic clutch 24V. 10 daNm for European Group 3 Pumps	£209.48	€ 282.79

If the part number needed is not listed please ask the Flowfit Sales Team

# FLANGES FOR 10 daNm ELECTROMAGNETIC CLUTCHES



Electric absorption	CLUTCHES COMPLETE WITH ABOVE FLANGES				
	Gr.2 BOSCH	Gr.3	Gr. 3 BOSCH	SAE A	SAE B
12 Volt	30917-1	30909-1	30925-1	30901-1/SA	30901-1/SB
24 Volt	30919-1	30911-1	30927-1	30903-1/SA	30903-1/SB

FLANGES AVAILABLE UPON REQUEST.

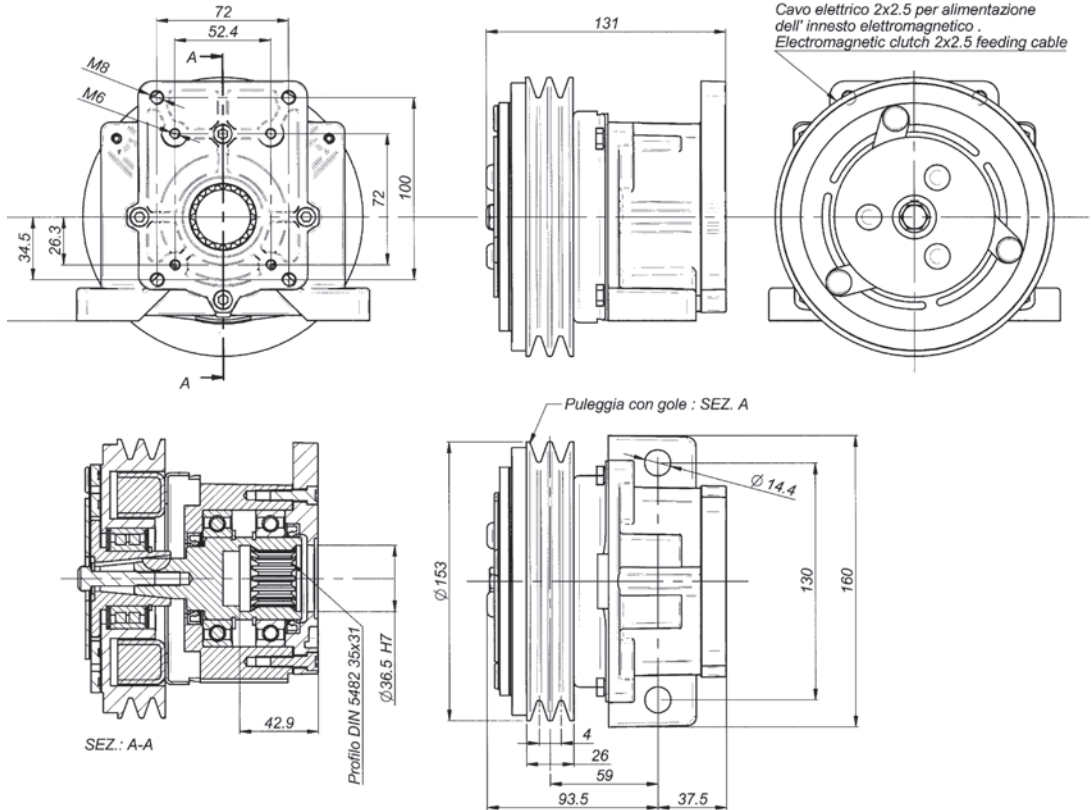


## 14 daNm ELECTROMAGNETIC CLUTCHES

www.flowfitonline.com  
TECH. DATA SHEET  
**EC01**

SERIE: 30929 12 Volt

SERIE: 30930 24 Volt



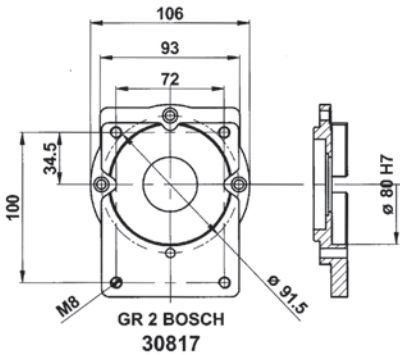
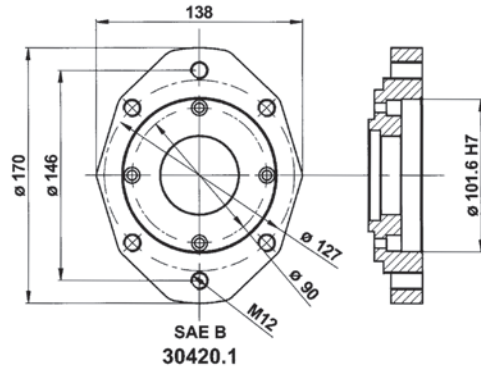
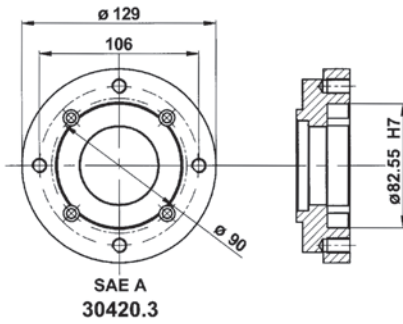
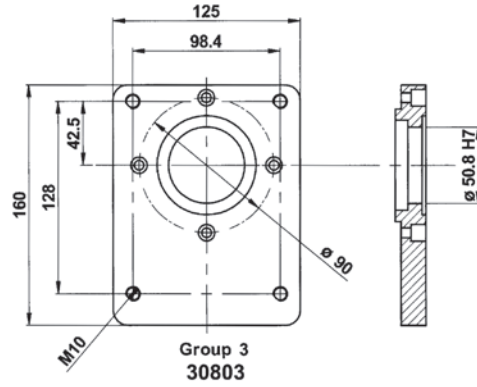
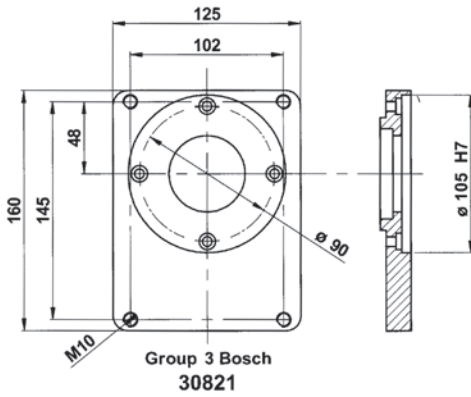
Nominal torque	11,8 daNm	Connection time	25 m/sec				
Static torque	14,0 daNm	Disconnection time	40 m/sec				
Dynamic torque	12,5 daNm	at 500 rpm	Minimum time between two connection	20 sec			
	11,0 daNm	at 1000 rpm					
	8,2 daNm	at 1500 rpm					
	7,5 daNm	at 2000 rpm	Max speed	5000 rpm			
	6,7 daNm	at 2500 rpm					
	6,5 daNm	at 3000 rpm	Weight	5,5 Kg			
Electric absorption	Resistance (Ω)		Current (A)		Power (W)		
	20° C	120° C	20° C	120° C	20° C	120° C	
	12 V DC	4,00	5,60	3,33	2,00	40,00	24,00
	24 V DC	20,00	28,00	1,26	0,77	30,30	18,18
All technical data are at 20°C / at 120 °C the performance are less 20% All electromagnetic clutches are reversible.							

PART NO.	DESCRIPTION	NETT. PRICE	
		£ STERLING	€ EUROS
29 - 30929	Electromagnetic clutch 12V. 14 daNm for European Group 1 and 2 Pumps	£234.83	€ 317.02
29 - 30929/SA	Electromagnetic clutch 12V. 14 daNm for SAE A 2 BOLT	£234.83	€ 317.02
29 - 30929/SB	Electromagnetic clutch 12V. 14 daNm for SAE B 2 BOLT	£234.83	€ 317.02
29 - 30930	Electromagnetic clutch 24V. 14 daNm for European Group 1 and 2 Pumps	£234.83	€ 317.02
29 - 30931	Electromagnetic clutch 12V. 14 daNm for European Group 3 Pumps	£234.83	€ 317.02
29 - 30932	Electromagnetic clutch 24V. 14 daNm for European Group 3 Pumps	£234.83	€ 317.02

If the part number needed is not listed please ask the Flowfit Sales Team



# FLANGES FOR 14 daNm ELECTROMAGNETIC CLUTCHES



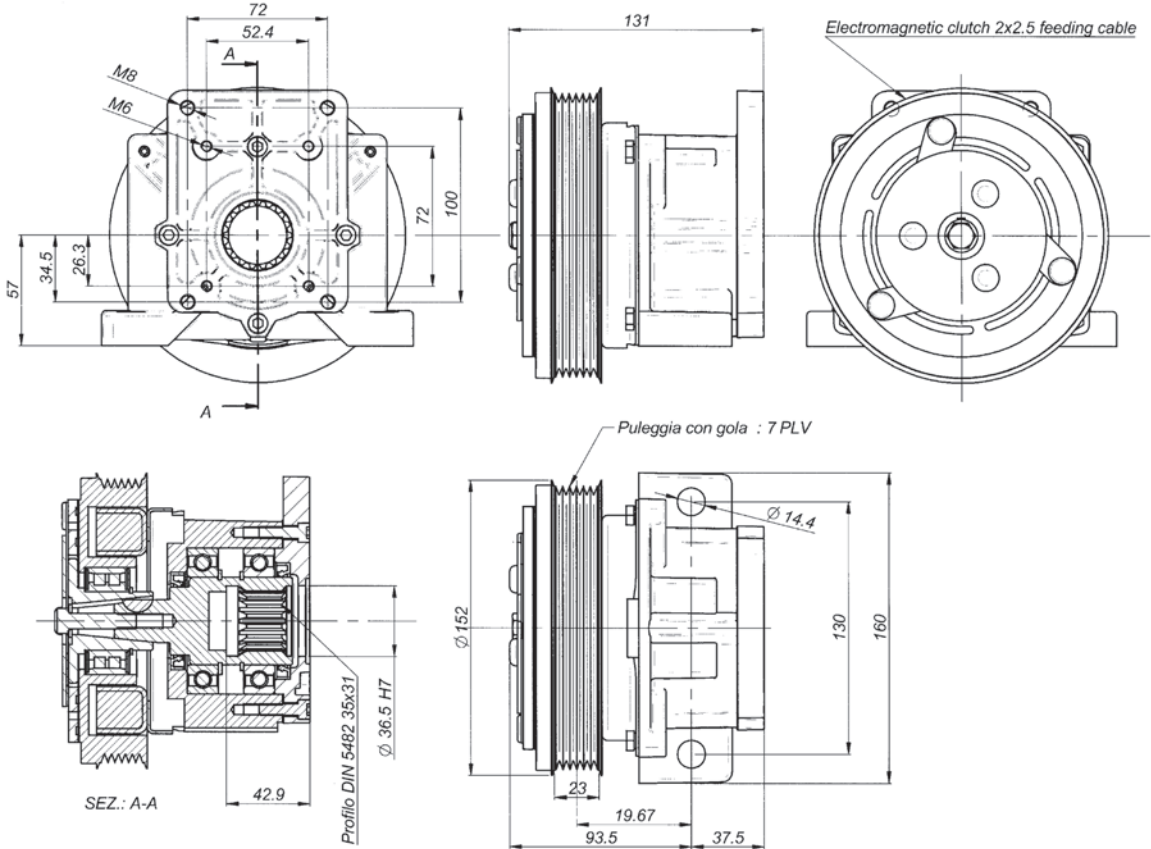
Electric absorption	CLUTCHES COMPLETE WITH ABOVE FLANGES				
	Gr.2 BOSCH	Gr.3	Gr. 3 BOSCH	SAE A	SAE B
12 Volt	30929/2B	30931	30931/3B	30929/SA	30929/SB
24 Volt	30930/2B	30932	30932/3B	30930/SA	30930/SB

## 14 daNm ELECTROMAGNETIC CLUTCHES

www.flowfitonline.com  
TECH. DATA SHEET  
**EC01**

SERIES: 30929-1 12 Volt

SERIES: 30930-1 24 Volt



Nominal torque	11,8 daNm		Connection time	25 m/sec		
Static torque	14,0 daNm		Disconnection time	40 m/sec		
Dynamic torque	12,5 daNm	at 500 rpm	Minimum time between two connection	20 sec		
	11,0 daNm	at 1000 rpm				
	8,2 daNm	at 1500 rpm				
	7,5 daNm	at 2000 rpm	Max speed	5000 rpm		
	6,7 daNm	at 2500 rpm	Weight	5,5 Kg		
6,5 daNm	at 3000 rpm					
Electric absorption	Resistance (Ω)		Current (A)		Power (W)	
	20° C	120° C	20° C	120° C	20° C	120° C
12 V DC	4,00	5,60	3,33	2,00	40,00	24,00
24 V DC	20,00	28,00	1,26	0,77	30,30	18,18

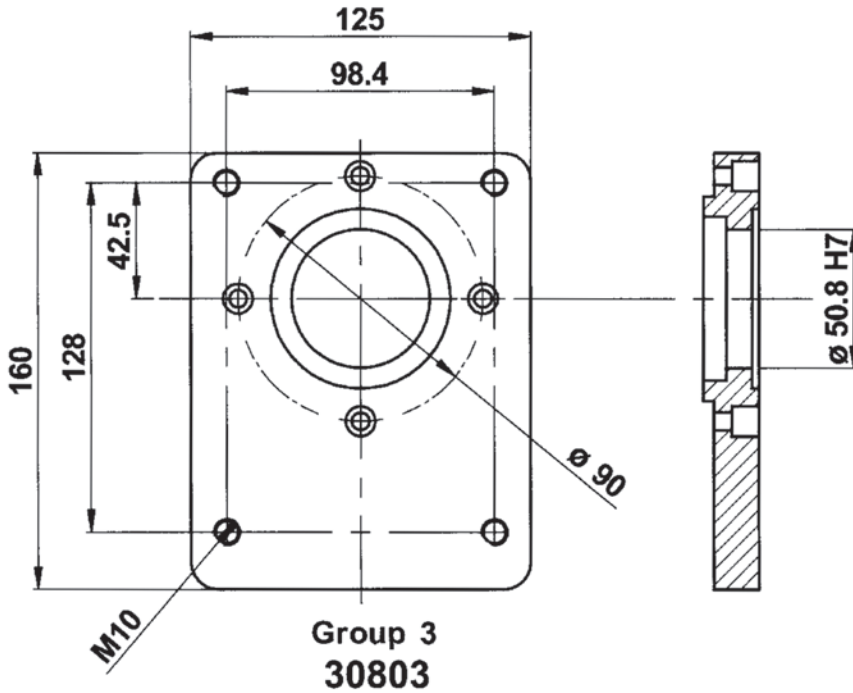
All technical data are at 20°C / at 120 °C the performance are less 20%  
All electromagneteic clutches are reversible.

PART NO.	DESCRIPTION	NETT. PRICE	
		£ STERLING	€ EUROS
29 - 30929 - 1/7	Electromagnetic clutch 12V. 14 daNm 7 PLY RIBBED for European Group 1 and 2 Pumps	£234.83	€ 317.02
29 - 30930 - 1	Electromagnetic clutch 24V. 14 daNm for European Group 1 and 2 Pumps	£234.83	€ 317.02
29 - 30931 - 1	Electromagnetic clutch 12V. 14 daNm for European Group 3 Pumps	£234.83	€ 317.02
29 - 30932 - 1	Electromagnetic clutch 24V. 14 daNm for European Group 3 Pumps	£234.83	€ 317.02

If the part number needed is not listed please ask the Flowfit Sales Team

# GROUP 3 FLANGE FOR 14 daNm ELECTROMAGNETIC CLUTCH

www.flowfitonline.com  
TECH. DATA SHEET  
**EC01**



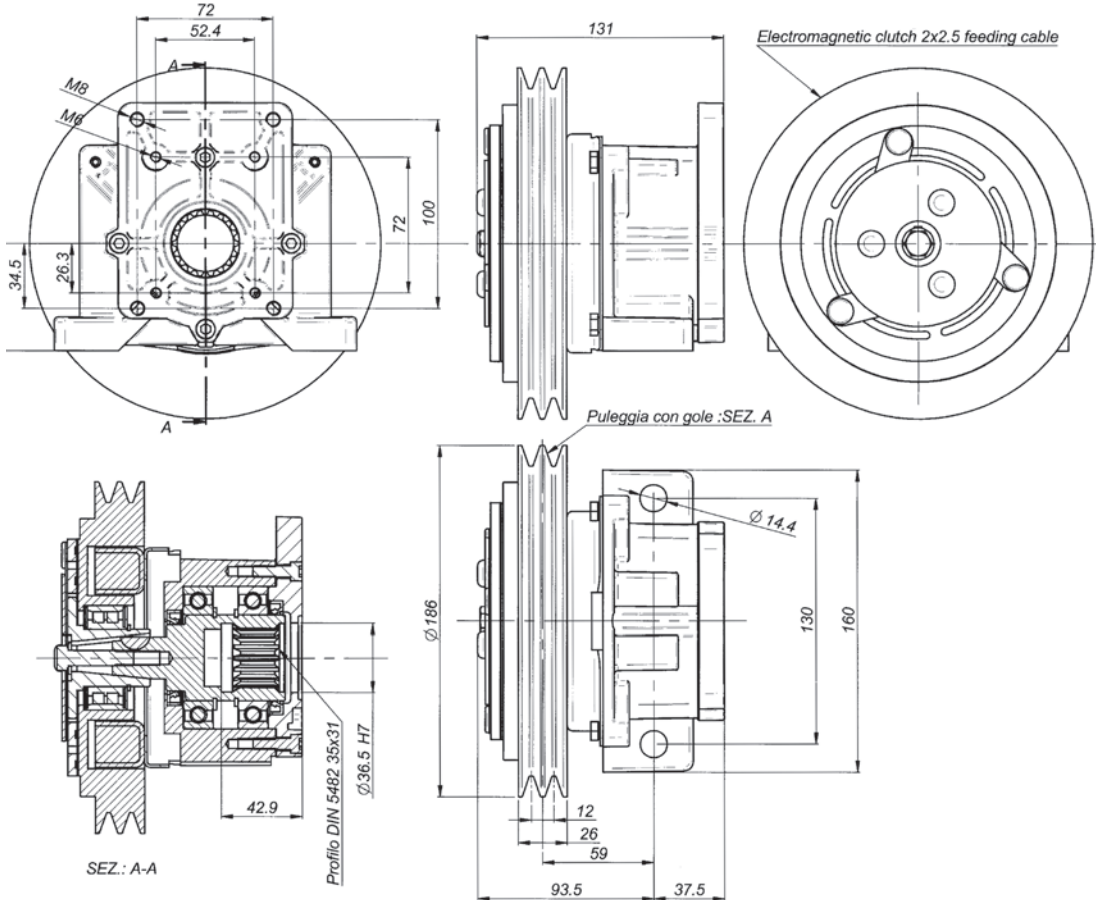
ELECTRIC ABSORPTION	CLUTCHES COMPLETE WITH ABOVE FLANGES	
	GROUP3	
12 Volt	30931	
24 Volt	30932	



## 21 daNm ELECTROMAGNETIC CLUTCHES

www.flowfitonline.com  
TECH. DATA SHEET  
**EC01**

SERIES: 30990 12 Volt    SERIES: 30991 24 Volt



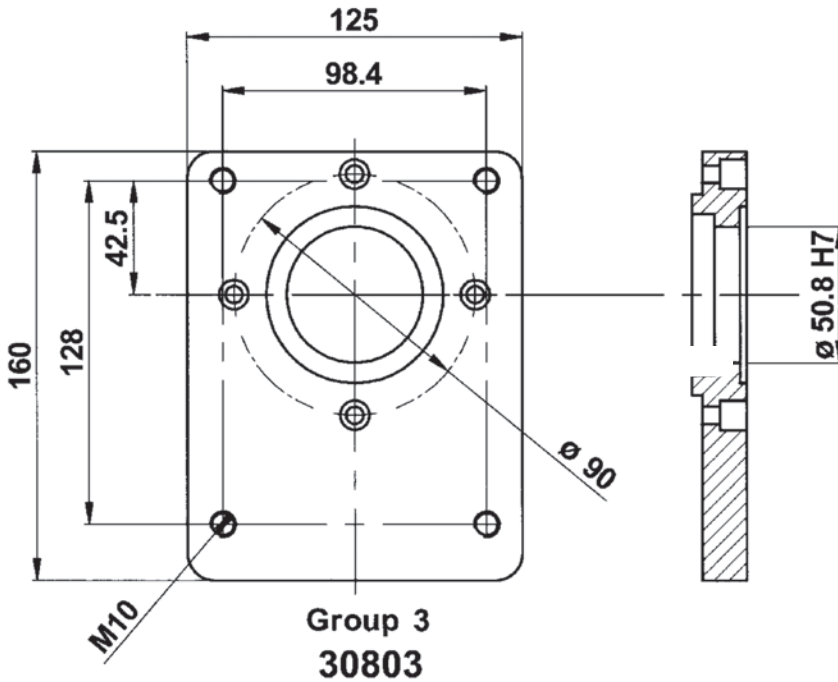
Nominal torque	16,0 daNm		Connection time		25 m/sec	
Static torque	21,0 daNm		Disconnection time		40 m/sec	
Dynamic torque	14,5 daNm	at 500 rpm	Minimum time between two connection		20 sec	
	12,0 daNm	at 1000 rpm				
	9,5 daNm	at 1500 rpm				
	8,8 daNm	at 2000 rpm	Max speed		5000 rpm	
	8,0 daNm	at 2500 rpm	Weight		8 Kg	
7,8 daNm	at 3000 rpm					
Electric absorption	Resistance (Ω)		Current (A)		Power (W)	
	20° C	120° C	20° C	120° C	20° C	120° C
	12 V DC	2,96    3,97	4,05    2,71	48,70    32,50		
24 V DC	12,30    16,60	1,95    1,31	47,00    30,70			

All technical data are at 20°C / at 120 °C the performance are less 20%  
All electromagnetic clutches are reversible.

PART NO.	DESCRIPTION	NETT. PRICE	
		£ STERLING	€ EUROS
29 - 30990	Electromagnetic clutch 12V. 21 daNm for European Group 2 Pumps	£417.85	€ 564.09
29 - 30991	Electromagnetic clutch 24V. 21 daNm for European Group 2 Pumps	£417.85	€ 564.09
29 - 30992	Electromagnetic clutch 12V. 21 daNm for European Group 3 Pumps	£417.85	€ 564.09
29 - 30993	Electromagnetic clutch 24V. 21 daNm for European Group 3 Pumps	£417.85	€ 564.09

If the part number needed is not listed please ask the Flowfit Sales Team

# GROUP 3 FLANGE FOR 21 daNm ELECTROMAGNETIC CLUTCH



Fitted to 29-30992/29-30993

Electric absorption	CLUTCHES COMPLETE WITH ABOVE FLANGES				
	Gr.2 BOSCH	Gr.3	Gr. 3 BOSCH	SAE A	SAE B
12 Volt	30990/2B	30992	30992/3B	30990/SA	30990/SB
24 Volt	30991/2B	30993	30993/3B	30991/SA	30991/SB

Various Flanges Available upon request

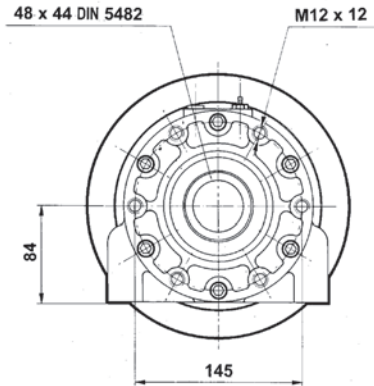
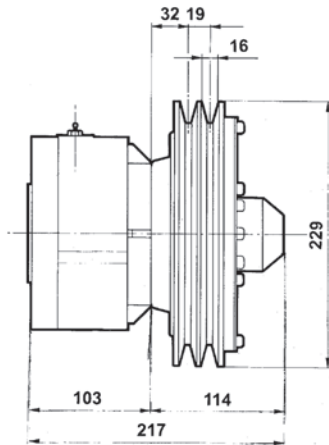
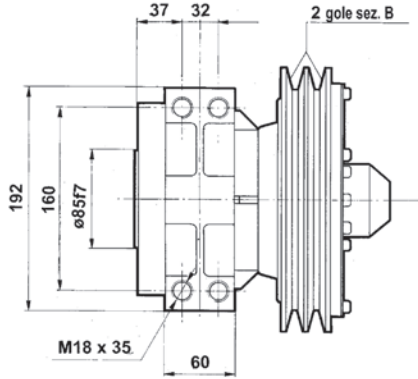


## 50 daNm ELECTROMAGNETIC CLUTCHES

www.flowfitonline.com  
TECH. DATA SHEET  
**EC01**

SERIES: 30940/SF 12 Volt

SERIES: 30941/SF 24 Volt



Nominal torque	38,0 daNm		Connection time		25 m/sec	
Static torque	50,0 daNm		Disconnection time		40 m/sec	
Dynamic torque	33,0 daNm	at 500 rpm	Minimum time between two connection		20 sec	
	31,5 daNm	at 1000 rpm				
	28,7 daNm	at 1500 rpm	Max speed		5000 rpm	
	28,0 daNm	at 2000 rpm				
	27,2 daNm	at 2500 rpm				
	27,0 daNm	at 3000 rpm	Weight		20 Kg	
Electric absorption	Resistance (Ω)		Current (A)		Power (W)	
	20° C	120° C	20° C	120° C	20° C	120° C
12 V DC	1,81	2,60	6,60	4,62	80,00	56,00
24 V DC	7,40	10,50	3,25	2,30	78,00	54,60
All technical data are at 20°C / at 120 °C the performance are less 20% All electromagnetetic clutches are reversible.						

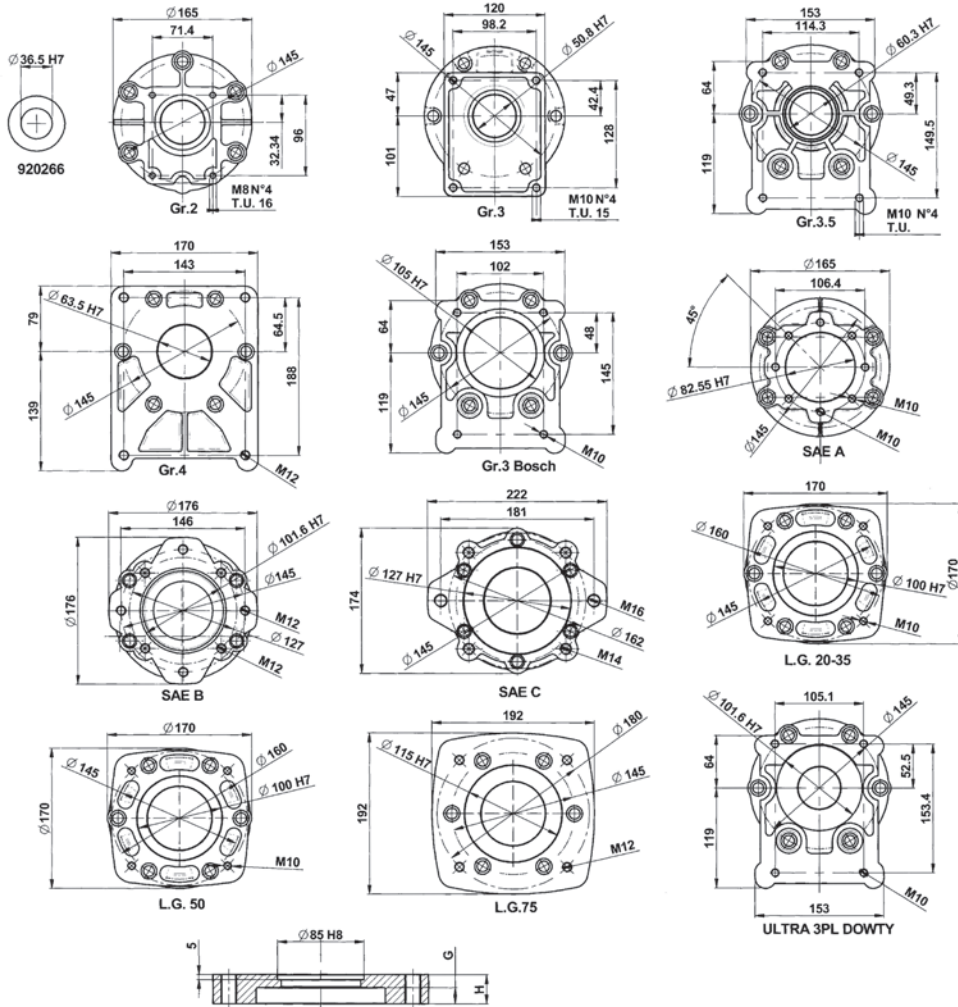
PART NO.	DESCRIPTION	NETT. PRICE	
		£ STERLING	€ EUROS
29 - 30940	Electromagnetic clutch 12V. 30 daNm for European Group 2 Pumps	£1,047.38	€ 1,413.96
29 - 30941	Electromagnetic clutch 24V. 30 daNm for European Group 2 Pumps	£1,047.38	€ 1,413.96
29 - 30942	Electromagnetic clutch 12V. 30 daNm for European Group 3 Pumps	£1,047.38	€ 1,413.96

If the part number needed is not listed please ask the Flowfit Sales Team



# FLANGES FOR 21 daNm ELECTROMAGNETIC CLUTCHES

www.flowfitonline.com  
TECH. DATA SHEET  
**EC01**



FLANGE TYPE	Gr.2	Gr.3	Gr.3.5	Gr.4	Gr.3 BOSCH	SAE A	SAE B	SAE C	L.G. 20-35	L.G. 50	L.G.75	ULTRA 3PL DOWTY
H	21	23	24	23	19	25	25	28	34	41	41	24.5
G	17	21	11.5	16	12	21	12	16	25	32.5	33	10.5
FLANGE PART NO.	30400	30401	30402	30403	30417	30420	30422	30432	30461	30462	30463	30471

PART NO.	DESCRIPTION	NETT. PRICE	
		£ STERLING	€ EUROS
28 - 30400	European Group 2 Flange C/W +socket capscrews	£57.06	€ 77.03
28 - 30401	European Group 3 Flange C/W +socket capscrews	£54.17	€ 73.13
28 - 30402	European Group 3.5 Flange C/W +socket capscrews	£51.28	€ 69.23
28 - 30403	European Group 4 Flange C/W +socket capscrews	£51.28	€ 69.23
28 - 30417	Bosch Group 3 Flange C/W +socket capscrews	£65.01	€ 87.76
28 - 30420	SAE A 2 BOLT Flange C/W +socket capscrews	£51.28	€ 69.23
28 - 30421	SAE B 2 BOLT Flange C/W +socket capscrews	£65.01	€ 87.76
28 - 30422	SAE B 4 BOLT Flange C/W +socket capscrews	£65.01	€ 87.76
28 - 30431	SAE C 2 BOLT Flange C/W +socket capscrews	£65.01	€ 87.76
28 - 30432	SAE C 4 BOLT Flange C/W +socket capscrews	£65.01	€ 87.76

If the part number needed is not listed please ask the Flowfit Sales Team  
Various flanges available upon request

# CLUTCHES AND GEARBOXES

# ELECTRO MAGNETIC CLUTCH AND PUMP ASSEMBLIES

PRODUCT	PAGE
FLOWFIT HYDRAULIC 12V ELECTRO MAGNETIC CLUTCH AND PUMP ASSEMBLY	337
FLOWFIT HYDRAULIC 24V ELECTRO MAGNETIC CLUTCH AND PUMP ASSEMBLY	338



**FROM  
ONLY  
£307.91  
+VAT**



**FROM  
ONLY  
£586.04  
+VAT**



**QUALITY PRODUCTS**



**FREE ADVICE**



## ELECTRO MAGNETIC CLUTCH AND PUMP ASSEMBLIES

The most powerful range in the uk up to 60 danm off the shelf.

Brand new electromagnetic clutch and pump assemblies are commonly used in marine, agricultural, offroad and general industrial applications such as remote hydraulics in service trucks, boats, trucks with automatic transmissions, farm tractors and snow ploughs.

During assembly please make sure there is no oil or grease traces on the pulley surfaces which must be completely dry and clean.

Running in of the full range of electromagnetic clutches is required to obtain the desired rated torque value. Running in is carried out by engaging and disengaging clutch at high speed several times with the pump in the unload position.

When assembling the electromagnetic clutches with any front driving flange please check for correct coupling alignment, but do not exceed rated torque because this would cause slippage of the contact surface where the belts are located. This stage must not last more than 5 seconds as coils within the clutch will burn out.

Mounted inline with engine belt 2 groove pulley

Clockwise rotation - Max 5000rpm

Available electrical inputs available are 12 volts 4.55A and 24v 2.54A

Operating temperature 80 degrees celsius, -20 degrees celsius

Nominal torque, flow rates and voltages shown in part number description.

For lower/higher flow rates and lower /higher speeds please contact us for technical clearance as this will make a difference to the torque suitability of the clutch.

### FLOWFIT HYDRAULIC 12V ELECTRO MAGNETIC CLUTCH AND PUMP ASSEMBLY

www.flowfitonline.com  
TECH. DATA SHEET  
**ECPA1**



Mounted inline engine belt 2 groove pulley, clockwise rotation- max 3000rpm, available electrical 12v input at 5a nominal torque, flow rates and voltages shown in full below.

PART NO.	FLOW @ 3000RPM L/ MIN	WORKING PRESSURE BAR	VOLTS VDC	AMP A	NOMINAL TORQUE DANM	GRP 2 GEAR PUMP CC/REV	NETT. PRICE	
							£ STERLING	€ EUROS
ZZ000444	12	210	12	5	10	4	£307.91	€ 415.68
ZZ000445	25.5	210	12	5	14	8.5	£307.91	€ 415.68
ZZ000436	33	210	12	5	14	11	£307.91	€ 415.68
ZZ000449	49.5	210	12	5	14	16.5	£333.27	€ 449.91
ZZ000450	58.5	210	12	5	14	19.5	£333.27	€ 449.91



Mounted inline engine belt 2 groove pulley, clockwise rotation- max 3000rpm, available electrical 12v input at 5a nominal torque, flow rates and voltages shown in full below.

PART NO.	FLOW @ 3000RPM L/ MIN	WORKING PRESSURE BAR	VOLTS VDC	AMP A	NOMINAL TORQUE DANM	GRP 3 GEAR PUMP CC/REV	NETT. PRICE	
							£ STERLING	€ EUROS
ZZ000454	66.9	210	12	5	21	22.3	£586.04	€ 791.15
ZZ000455	87.9	210	12	5	21	29.3	£586.04	€ 791.15
ZZ000456	98.7	210	12	5	21	32.9	£586.04	€ 791.15
ZZ000457	109.2	210	12	5	21	36.4	£586.04	€ 791.15

## FLOWFIT HYDRAULIC 24V ELECTRO MAGNETIC CLUTCH AND PUMP ASSEMBLY

www.flowfitonline.com  
TECH. DATA SHEET  
**ECPA1**



Mounted inline engine belt 2 groove pulley, clockwise rotation- max 3000rpm, available electrical 24v input at 3a or nominal torque, flow rates and voltages shown in full below.

PART NO.	FLOW @ 3000RPM L/ MIN	WORKING PRESSURE BAR	VOLTS VDC	AMP A	NOMINAL TORQUE DANM	GRP 2 GEAR PUMP CC/REV	NETT. PRICE	
							£ STERLING	€ EUROS
ZZ000446	12	210	24	3	10	4	£307.91	€ 415.68
ZZ000447	25.5	210	24	3	10	8.5	£307.91	€ 415.68
ZZ000451	33	210	24	3	14	11	£333.27	€ 449.91
ZZ000437	49.5	210	24	3	14	16.5	£307.91	€ 415.68
ZZ000452	58.5	210	24	3	14	19.5	£333.27	€ 449.91



Mounted inline engine belt 2 groove pulley, clockwise rotation- max 3000rpm, available electrical 24v input at 3a nominal torque, flow rates and voltages shown in full below.

PART NO.	FLOW @ 3000RPM L/ MIN	WORKING PRESSURE BAR	VOLTS VDC	AMP A	NOMINAL TORQUE DANM	GRP 3 GEAR PUMP CC/REV	NETT. PRICE	
							£ STERLING	€ EUROS
ZZ000453	58.5	210	24	3	21	19.5	£333.27	€ 449.91
ZZ000459	66.9	210	24	3	21	22.3	£586.04	€ 791.15
ZZ000460	87.9	210	24	3	21	29.3	£586.04	€ 791.15
ZZ000461	98.7	210	24	3	21	32.9	£586.04	€ 791.15
ZZ000462	109.2	210	24	3	21	36.4	£586.04	€ 791.15

**FOR SALES  
& ADVICE  
CALL US  
01584  
876033**

## SPLINED COUPLINGS

# SPLINED COUPLINGS

PRODUCT	PAGE
SPLINED COUPLINGS SERIES 10000	340
SPLINED COUPLINGS SERIES 15000	341
SPLINED SLEEVES	341
SPLINED COUPLINGS SERIES 34100	342
SPLINED HALF COUPLINGS 34200 - 34300 34400-35500	342
SPLINED SLEEVES SERIES 10200-10300-10400	342
SPLINED BARS SERIES 14000	343



**FROM  
ONLY  
£3.94  
+VAT**



**QUALITY PRODUCTS**



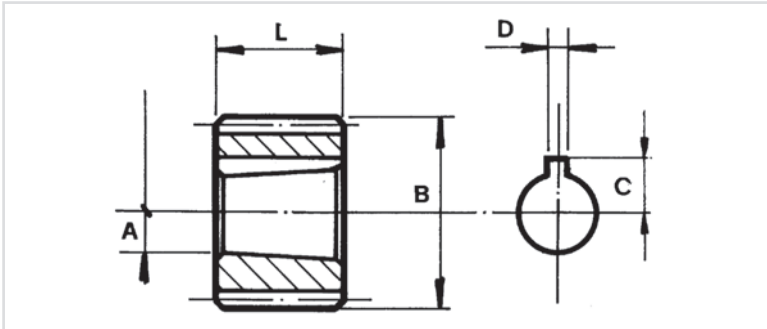
**FREE ADVICE**



# SPLINED COUPLINGS SERIES 10000

## 1:8 TAPER PUMP CONNECTION

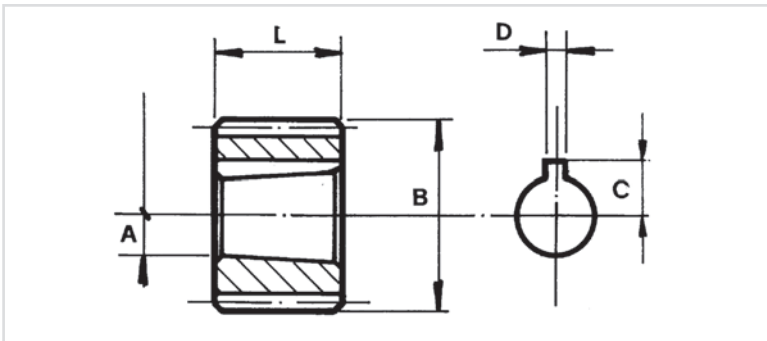
www.flowfitonline.com  
TECH. DATA SHEET  
**SC01**



CODE	EUROPEAN PUMP GROUP	PUMP ASSEMBLY	PROFILE DIN 5482 B	NO. OF TEETH	A	B	C	D	L	NETT. PRICE	
										£ STERLING	€ EUROS
01-10001	1	1	20 x 17	12	8	19,5	5,7	2,4	14,5	£5.37	€ 7.25
01-10003	1	2/1	25 x 22	14	8	24,5	5,7	2,4	14,5	£4.56	€ 6.16
01-10005	2	2	25 x 22	14	14,2	24,5	9,3	3,17	22	£3.94	€ 5.32
01-10026	2	2	25 x 22	14	14,5	24,5	9,1	4	22,5	£3.94	€ 5.32
01-10007	2	2	28 x 25	15	14,2	27,5	9,7	3,17	22	£5.68	€ 7.67
01-10035	2	2	28 x 25	15	14,5	27,5	9,7	4	22,5	£6.02	€ 8.13
01-10010	1	3/1	35 x 31	18	8	34,5	5,7	2,4	14,5	£9.23	€ 12.46
01-10012	2	3/2	35 x 31	18	14,2	34,5	9,7	3,17	22	£5.16	€ 6.97
01-10044	2	3/2	35 x 31	18	14,5	34,5	9,7	4	22,5	£4.38	€ 5.91
01-10014	3	3	35 x 31	18	18,7	34,5	12,5	4	26	£4.63	€ 6.25
01-10019	3	4/3	48 X 44	23	18,7	47,5	12,5	4	26	£8.74	€ 11.80
01-10020	3,5	4/3,5	48 X 44	23	21,2	47,5	15,1	4,76	32	£10.42	€ 14.07

## PARALLEL/CYLINDRICAL BORE

www.flowfitonline.com  
TECH. DATA SHEET  
**SC01**

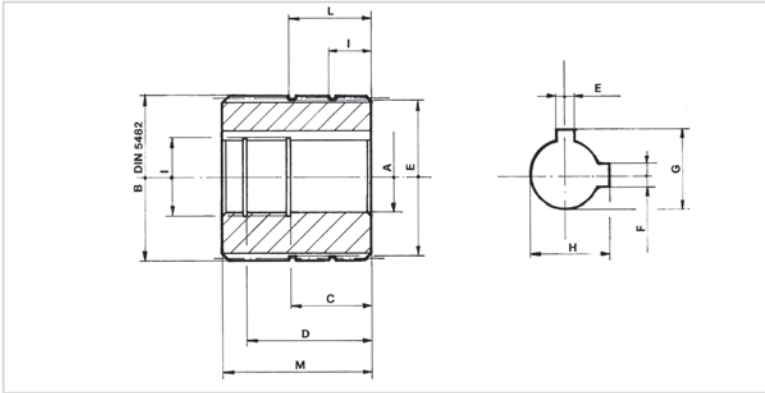


CODE	EUROPEAN PUMP GROUP	PUMP ASSEMBLY	PROFILE DIN 5482 B	NO. OF TEETH	A	B	C	D	L	NETT. PRICE	
										£ STERLING	€ EUROS
01-10045	2	3/2	35 x 31	18	15	34,5	9,2	4	31	£6.72	€ 9.07
01-10047	3	3	35 x 31	18	20	34,5	11,8	5	41	£16.60	€ 22.41
01-10053	1	4/1	48 x 44	23	12	47,5	7,6	3	13,5	£8.91	€ 12.03



## SPLINED COUPLINGS SERIES 15000

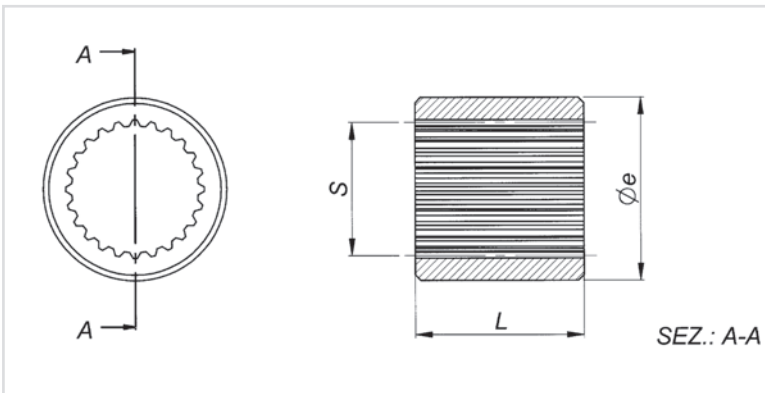
www.flowfitonline.com  
TECH. DATA SHEET  
**SC02**



CODE	PUMP ASSEMBLY	PROFILE	NO. OF TEETH	I Ø	E Ø	A	B	C	D	E	F	G	H	I	L	M	NETT. PRICE	
																	£ STERLING	€ EUROS
01-15001	A	35 X 31	18	19	34	19,05	34,5	26	41	4,8		21,2		13	27	48	£15.57	€ 21.02
01-15002	B-C	35 X 31	18	22	34	22,22	34,5	26	40	4,8	6,4	24,5	25,2	14	27	48	£15.57	€ 21.02

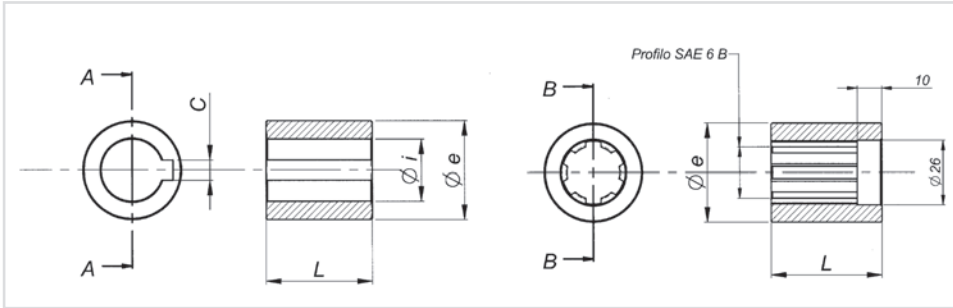
## SPLINED SLEEVES

www.flowfitonline.com  
TECH. DATA SHEET  
**SC02**



CODE	NO. OF TEETH	SPLINED SHAFT : S	Øe	L	NETT. PRICE	
					£ STERLING	€ EUROS
01-10601	9	A 17x14 - DIN 5482	30	30	£9.38	€ 12.66
01-10602	14	A 25x22 - DIN 5482	40	50	£12.42	€ 16.77
01-10603	15	A 28x25 - DIN 5482	40	50	£12.42	€ 16.77
01-10702	11	16/32° DP	30	35	£9.31	€ 12.57
01-10703	13	16/32° DP	35	40	£12.41	€ 16.75

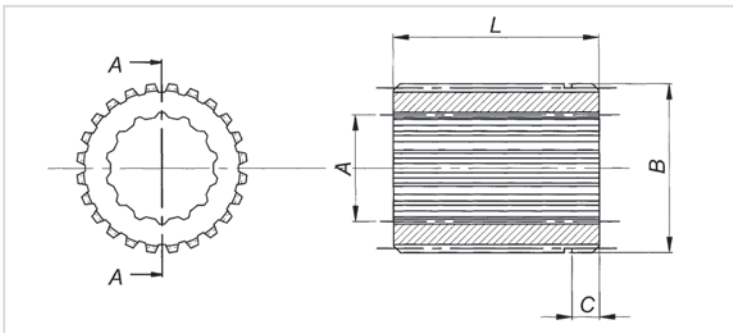
## SPLINED COUPLINGS SERIES 34100



www.flowfitonline.com  
TECH. DATA SHEET  
**SC03**

CODE	MOTOR	$\varnothing e$	$\varnothing i$	L	C	NETT. PRICE	
						£ STERLING	€ EUROS
01-34104	DANFOSS	50	32	50	10	£33.71	€ 45.51
01-34105	DANFOSS	40		45		£18.57	€ 25.07

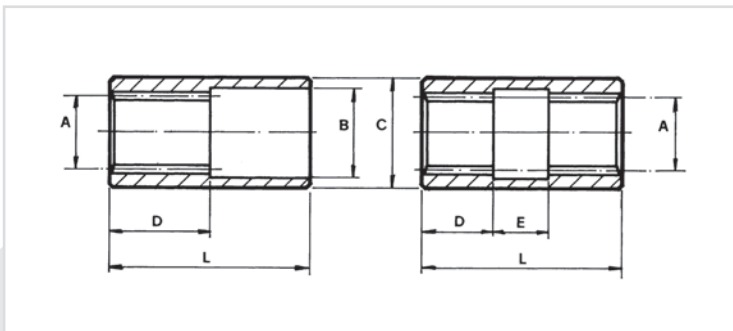
## SPLINED HALF COUPLINGS 34200 - 34300 34400-35500



www.flowfitonline.com  
TECH. DATA SHEET  
**SC03**

CODE	NO. OF TEETH EXTERIOR	SPLINED SHAFT EXTERIOR: B	NO. OF TEETH INSIDE	SPLINED SHAFT: A	L	C	NETT. PRICE	
							£ STERLING	€ EUROS
01-35517	14	B 25X22 - DIN 5482	9	16/32" DP	30	5	£9.28	€ 12.53

## SPLINED SLEEVES SERIES 10200-10300-10400

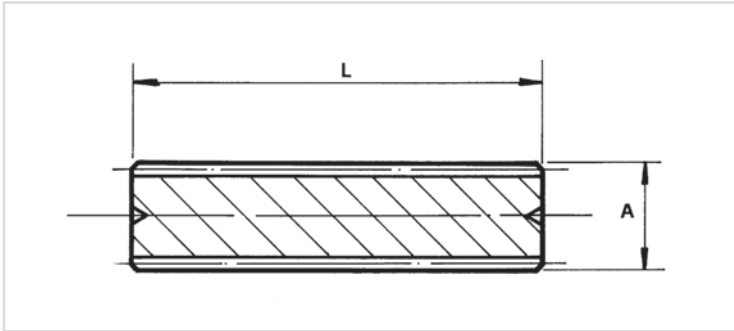


www.flowfitonline.com  
TECH. DATA SHEET  
**SC03**

CODE	PUMP ASSEMBLY	PROFILE	NO. OF TEETH	A	B	C	D	E	L	NETT. PRICE	
										£ STERLING	€ EUROS
01-10201	1	20 X 17 DIN 5482	12	17	20,5	25	25		50	£5.26	€ 7.10
01-10207	4	48 X 44 DIN 5482	23	44	48,5	62	42		90	£13.42	€ 18.12

## SPLINED BARS SERIES 14000

www.flowfitonline.com  
TECH. DATA SHEET  
**SC03**



CODE	PROFILE	NO. OF TEETH	A	B	NETT. PRICE	
					£ STERLING	€ EUROS
01-14003	25 X 22	14	24,5	300	£29.65	€ 40.03
01-14008	40 X 36	20	39,5	300	£46.33	€ 62.55

**If the part number needed is not listed please ask the Flowfit Sales Team**

**HYDRAULIC TANKS**  
**FLOWFIT**  
**WELDLESS**  
**STEEL TANKS**

PRODUCT	PAGE
FLOWFIT WELDLESS STEEL TANKS	345
FLOWFIT WELDLESS STEEL PRIMED TANKS	347



**FROM ONLY**  
**£34.01**  
**+VAT**



**FROM ONLY**  
**£29.44**  
**+VAT**




**QUALITY PRODUCTS**



**FREE ADVICE**

*If the part number needed is not listed please ask the Flowfit Sales Team*

www.flowfitonline.com  
TECH. DATA SHEET  
**WST01**


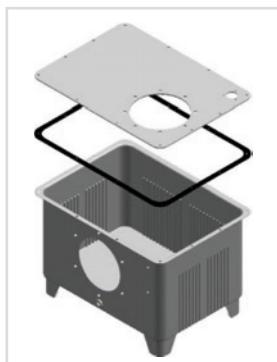


## FLOWFIT WELDLESS STEEL TANKS

Flowfit offers a complete line of hydraulic tanks and tanks accessories for fluid power transmission applications. The line includes Weldless Steel tanks complete lids, sealing gaskets, legs and associated parts for tanks including a complete line of oil level gauges, bellhousings, filler breather etc... for routing hydraulic lines directly into the tank.

### WELDLESS SHEET METAL OIL TANK FEATURES

- All FLOWFIT Weldless Steel Tank bodies are skillfully fabricated from high strength cold rolled steel plate and sheet.
- Produced by the deep drawing method of forming the body of the tank without the use of welding in all circumstances guarantee 100% leak
- Hydraulic Power Unit with a capacity of eight different applications respond to a large part,
- Light weight and high strength weldless sheet metal tank body,
- Tank body with electrostatic epoxy-polyester powder paint (Phosphate-coated on the surface) and the high strength obtained by painting the surface quality and protection. (standard color RAL 5007 Brillant blue)
- Assembled as an oil level indicator (option), Tank can be installed over the drain plug (standard) shipping,
- Lid - Tank is an integrated view after assembly to give the vibration damping and sealing gasket feature (NBR 70)
- Lid - Standard colour RAL 9005



- Traps oil leaks prevents spills
- Reduces noise
- Absorbs vibration
- Compatible with most fluids
- Simplifies assembly

- Different tank lid designs available upon request, please always ask.
- Its strength, light weight, compact design, with the advantage of immediate delivery from stock at unbeatable price

PART NUMBER	DESCRIPTION	NETT. PRICE
6 LITRE STEEL TANKS		
		£ STERLING    € EUROS
FFT-6	6 L TANK C/W PLAIN LID INC. TANK SEAL AND DRAIN PLUG TYPE A	£32.73    € 44.19
FFT-6BHFB140	6 L TANK WITH FILLER BREATHER HOLES & BELL HOUSING HOLE 140MM OD MACHINED LID INC. TANK SEAL AND DRAIN PLUG TYPE A	£34.01    € 45.91
FFT-6BHFB160	6 L TANK WITH FILLER BREATHER HOLES & BELL HOUSING HOLE 160MM OD MACHINED LID INC. TANK SEAL AND DRAIN PLUG TYPE A	£34.01    € 45.91
FFT-6BHFB200	6 L TANK WITH FILLER BREATHER HOLES & BELL HOUSING HOLE 200MM OD MACHINED LID INC. TANK SEAL AND DRAIN PLUG TYPE A	£34.01    € 45.91
FFT-6BHFBRL140	6 L TANK WITH FILLER BREATHER HOLES, BELL HOUSING HOLE & RETURN LINE FILTER HOLES 140MM OD MACHINED LID INC. TANK SEAL AND DRAIN PLUG TYPE A	£34.01    € 45.91
FFT-6BHFBRL160	6 L TANK WITH FILLER BREATHER HOLES, BELL HOUSING HOLE & RETURN LINE FILTER HOLES 160MM OD MACHINED LID INC. TANK SEAL AND DRAIN PLUG TYPE A	£34.59    € 46.70
FFT-6BHFBRL200	6 L TANK WITH FILLER BREATHER HOLES, BELL HOUSING HOLE & RETURN LINE FILTER HOLES 200MM OD MACHINED LID INC. TANK SEAL AND DRAIN PLUG TYPE A	£34.59    € 46.70
12 LITRE STEEL TANKS		
FFT-12	12 L TANK C/W PLAIN LID INC. TANK SEAL AND DRAIN PLUG TYPE A	£44.41    € 59.95
FFT-12BHFB140	12 L TANK WITH FILLER BREATHER HOLES & BELL HOUSING HOLE 140MM OD MACHINED LID INC. TANK SEAL AND DRAIN PLUG TYPE A	£45.97    € 62.06
FFT-12BHFB160	12 L TANK WITH FILLER BREATHER HOLES & BELL HOUSING HOLE 160MM OD MACHINED LID INC. TANK SEAL AND DRAIN PLUG TYPE A	£45.97    € 62.06
FFT-12BHFB200	12 L TANK WITH FILLER BREATHER HOLES & BELL HOUSING HOLE 200MM OD MACHINED LID INC. TANK SEAL AND DRAIN PLUG TYPE A	£45.97    € 62.06
FFT-12BHFBRL140	12 L TANK WITH FILLER BREATHER HOLES , BELL HOUSING HOLE & RETURN LINE FILTER HOLES 140MM OD	£45.97    € 62.06
FFT-12BHFBRL160	12 L TANK WITH FILLER BREATHER HOLES , BELL HOUSING HOLE & RETURN LINE FILTER HOLES 160MM OD	£45.97    € 62.06
FFT-12BHFBRL200	12 L TANK WITH FILLER BREATHER HOLES , BELL HOUSING HOLE & RETURN LINE FILTER HOLES 200MM OD	£45.97    € 62.06
25 LITRE STEEL TANKS		
FFT-25	25 L TANK C/W PLAIN LID INC. TANK SEAL AND DRAIN PLUG TYPE A	£57.26    € 77.30
FFT-25BHFB160	25 L TANK WITH FILLER BREATHER HOLES & BELL HOUSING HOLE 160MM OD MACHINED LID INC. TANK SEAL AND DRAIN PLUG TYPE A	£58.82    € 79.41
FFT-25BHFB200	25 L TANK WITH FILLER BREATHER HOLES & BELL HOUSING HOLE 200MM OD MACHINED LID INC. TANK SEAL AND DRAIN PLUG TYPE A	£58.82    € 79.41
FFT-25BHFB250	25 L TANK WITH FILLER BREATHER HOLES & BELL HOUSING HOLE 250MM OD MACHINED LID INC. TANK SEAL AND DRAIN PLUG TYPE A	£58.82    € 79.41
FFT-25BHFBRL160	25 L TANK WITH FILLER BREATHER HOLES , BELL HOUSING HOLE & RETURN LINE FILTER HOLES 160MM OD	£62.33    € 84.15
FFT-25BHFBRL200	25 L TANK WITH FILLER BREATHER HOLES , BELL HOUSING HOLE & RETURN LINE FILTER HOLES 200MM OD	£62.33    € 84.15
FFT-25BHFB RL250	25 L TANK WITH FILLER BREATHER HOLES, BELL HOUSING HOLE HOLE & RETURN LINE FILTER HOLES 250MM OD	£62.33    € 84.15

PART NUMBER	DESCRIPTION	NETT. PRICE	
<b>40 LITRE STEEL TANKS</b>			
		<b>£ STERLING</b>	<b>€ EUROS</b>
FFT-40	40L PLAIN TANK	£65.44	€ 83.35
FFT-40BHFB200	40 L TANK WITH FILLER BREATHER HOLES & BELL HOUSING HOLE 200MM OD	£68.72	€ 87.56
FFT-40BHFB250	40 L TANK WITH FILLER BREATHER HOLES & BELL HOUSING HOLE 250MM OD	£68.72	€ 87.56
FFT-40BHFB300	40 L TANK WITH FILLER BREATHER HOLES & BELL HOUSING HOLE 300MM OD	£68.72	€ 87.56
FFT-40BHFBR200	40 L TANK WITH FILLER BREATHER HOLES, BELL HOUSING HOLE & RETURN LINE FILTER HOLES 200MM OD	£68.72	€ 87.56
FFT-40BHFBR250	40 L TANK WITH FILLER BREATHER HOLES, BELL HOUSING HOLE & RETURN LINE FILTER HOLES 250MM OD	£68.72	€ 87.56
FFT-40BHFBR300	*40 L TANK WITH FILLER BREATHER HOLES, BELL HOUSING HOLE & RETURN LINE FILTER HOLES 300MM OD	£68.72	€ 87.56
<b>70 LITRE STEEL TANKS</b>			
FFT-70	70L PLAIN TANK	£95.83	€ 122.05
FFT-70BHFB200	70 L TANK WITH FILLER BREATHER HOLES & BELL HOUSING HOLE 200MM OD	£101.09	€ 128.75
FFT-70BHFB250	70 L TANK WITH FILLER BREATHER HOLES & BELL HOUSING HOLE 250MM OD	£101.09	€ 128.75
FFT-70BHFB300	70 L TANK WITH FILLER BREATHER HOLES & BELL HOUSING HOLE 300MM OD	£101.09	€ 128.75
FFT-70BHFB350	70 L TANK WITH FILLER BREATHER HOLES & BELL HOUSING HOLE 350MM OD	£101.09	€ 128.75
FFT-70BHFBR200	70 L TANK WITH FILLER BREATHER HOLES & BELL HOUSING HOLE 200MM OD	£101.09	€ 128.75
FFT-70BHFBR250	70 L TANK WITH FILLER BREATHER HOLES, BELL HOUSING HOLE & RETURN LINE FILTER HOLES 250MM OD	£101.09	€ 128.75
FFT-70BHFBR300	70 L TANK WITH FILLER BREATHER HOLES, BELL HOUSING HOLE & RETURN LINE FILTER HOLES 300MM OD	£101.09	€ 128.75
FFT-70BHFBR350	70 L TANK WITH FILLER BREATHER HOLES, BELL HOUSING HOLE & RETURN LINE FILTER HOLES 350MM OD	£101.09	€ 128.75
<b>100 LITRE STEEL TANKS</b>			
FFT-100	100L PLAIN TANK	£121.54	€ 164.08
FFT-100BHFB200	100 L TANK WITH FILLER BREATHER HOLES & BELL HOUSING HOLE 200MM OD	£128.91	€ 174.03
FFT-100BHFB250	100 L TANK WITH FILLER BREATHER HOLES & BELL HOUSING HOLE 250MM OD	£128.91	€ 174.03
FFT-100BHFB300	100 L TANK WITH FILLER BREATHER HOLES & BELL HOUSING HOLE 300MM OD	£128.91	€ 174.03
FFT-100BHFB350	100 L TANK WITH FILLER BREATHER HOLES & BELL HOUSING HOLE 350MM OD	£128.91	€ 174.03
FFT-100BHFBR200	100 L TANK WITH FILLER BREATHER HOLES, BELL HOUSING HOLE & RETURN LINE FILTER HOLES 200MM OD	£128.91	€ 174.03
FFT-100BHFBR250	100 L TANK WITH FILLER BREATHER HOLES, BELL HOUSING HOLE & RETURN LINE FILTER HOLES 250MM OD	£128.91	€ 174.03
FFT-100BHFBR300	100 L TANK WITH FILLER BREATHER HOLES, BELL HOUSING HOLE & RETURN LINE FILTER HOLES 300MM OD	£128.91	€ 174.03
FFT-100BHFBR350	100 L TANK WITH FILLER BREATHER HOLES, BELL HOUSING HOLE & RETURN LINE FILTER HOLES 350MM OD	£128.91	€ 174.03
<b>160 LITRE STEEL TANKS</b>			
FFT-160	160L PLAIN TANK	£187.19	€ 252.71
FFT-160BHFB250	160 L TANK WITH FILLER BREATHER HOLES & BELL HOUSING HOLE 250MM OD	£211.50	€ 285.53
FFT-160BHFB300	160 L TANK WITH FILLER BREATHER HOLES & BELL HOUSING HOLE 300MM OD	£211.50	€ 285.53
FFT-160BHFB350	160 L TANK WITH FILLER BREATHER HOLES & BELL HOUSING HOLE 350MM OD	£211.50	€ 285.53
FFT-160BHFBR250	160 L TANK WITH FILLER BREATHER HOLES, BELL HOUSING HOLE & RETURN LINE FILTER HOLES 250MM OD	£211.50	€ 285.53
FFT-160BHFBR300	160 L TANK WITH FILLER BREATHER HOLES, BELL HOUSING HOLE & RETURN LINE FILTER HOLES 300MM OD	£211.50	€ 285.53
FFT-160BHFBR350	160 L TANK WITH FILLER BREATHER HOLES, BELL HOUSING HOLE & RETURN LINE FILTER HOLES 350MM OD	£211.50	€ 285.53
<b>250 LITRE STEEL TANKS</b>			
FFT-250	250 L PLAIN TANK	£255.27	€ 344.61
FFT-250BHFB250	250 L TANK WITH FILLER BREATHER HOLES & BELL HOUSING HOLE 250MM OD	£273.48	€ 369.20
FFT-250BHFB300	250 L TANK WITH FILLER BREATHER HOLES & BELL HOUSING HOLE 300MM OD	£273.48	€ 369.20
FFT-250BHFB350C	250 L TANK WITH FILLER BREATHER HOLES & BELL HOUSING HOLE 350MM OD	£273.48	€ 369.20
FFT-250BHFB400C	250 L TANK WITH FILLER BREATHER HOLES & BELL HOUSING HOLE 400MM OD	£273.48	€ 369.20
FFT-250BHFB450C	250 L TANK WITH FILLER BREATHER HOLES & BELL HOUSING HOLE 450MM OD	£273.48	€ 369.20
FFT-250BHFBR250C	250 L TANK WITH FILLER BREATHER HOLES, BELL HOUSING HOLE & RETURN LINE FILTER HOLES 250MM OD	£273.48	€ 369.20
FFT-250BHFBR300C	250 L TANK WITH FILLER BREATHER HOLES, BELL HOUSING HOLE & RETURN LINE FILTER HOLES 300MM OD	£273.48	€ 369.20
FFT-250BHFBR350C	250 L TANK WITH FILLER BREATHER HOLES, BELL HOUSING HOLE & RETURN LINE FILTER HOLES 350MM OD	£273.48	€ 369.20
FFT-250BHFBR400C	250 L TANK WITH FILLER BREATHER HOLES, BELL HOUSING HOLE & RETURN LINE FILTER HOLES 400MM OD	£273.48	€ 369.20
FFT-250BHFBR450C	250 L TANK WITH FILLER BREATHER HOLES, BELL HOUSING HOLE & RETURN LINE FILTER HOLES 450MM OD	£273.48	€ 369.20



www.flowfitonline.com  
TECH. DATA SHEET  
**WST01**


# FLOWFIT WELDLESS STEEL PRIMED TANKS



Flowfit offers a complete line of hydraulic tanks and tanks accessories for fluid power transmission applications. The line includes Weldless Steel tanks complete lids, sealing gaskets, legs and associated parts for tanks including a complete line of oil level gauges, bellhousings, filler breather etc... for routing hydraulic lines directly into the tank.

## WELDLESS SHEET METAL OIL TANK FEATURES

- All FLOWFIT Weldless Steel Tank bodies are skillfully fabricated from high strength cold rolled steel plate and sheet.
- Produced by the deep drawing method of forming the body of the tank without the use of welding in all circumstances guarantee 100% leak
- Hydraulic Power Unit with a capacity of eight different applications respond to a large part,
- Light weight and high strength weldless sheet metal tank body,
- Tank body with electrostatic epoxy-polyester powder paint (Phosphate-coated on the surface) and the high strength obtained by painting the surface quality and protection. (standard color RAL 5007 Primed)
- Assembled as an oil level indicator (option), Tank can be installed over the drain plug (standard) shipping,
- Lid - Tank is an integrated view after assembly to give the vibration damping and sealing gasket feature (NBR 70)
- Lid - Standard colour RAL 9005
  - Traps oil leaks prevents spills
  - Reduces noise
  - Absorbs vibration
  - Compatible with most fluids
  - Simplifies assembly
- Different tank lid designs available upon request, please always ask.
- Its strength, light weight, compact design, with the advantage of immediate delivery from stock at unbeatable price



PART NUMBER	DESCRIPTION	NETT. PRICE
6 LITRE STEEL TANKS		£ STERLING € EUROS
FFT-6-P	6 L TANK C/W PLAIN LID INC. TANK SEAL AND DRAIN PLUG TYPE A	£32.73 € 44.19
FFT-6BHFB140-P	6 L TANK WITH FILLER BREATHER HOLES & BELL HOUSING HOLE 140MM OD MACHINED LID INC. TANK SEAL AND DRAIN PLUG TYPE A	£34.01 € 45.91
FFT-6BHFB160-P	6 L TANK WITH FILLER BREATHER HOLES & BELL HOUSING HOLE 160MM OD MACHINED LID INC. TANK SEAL AND DRAIN PLUG TYPE A	£34.01 € 45.91
FFT-6BHFB200-P	6 L TANK WITH FILLER BREATHER HOLES & BELL HOUSING HOLE 200MM OD MACHINED LID INC. TANK SEAL AND DRAIN PLUG TYPE A	£34.01 € 45.91
FFT-6BHFBRL140-P	6 L TANK WITH FILLER BREATHER HOLES, BELL HOUSING HOLE & RETURN LINE FILTER HOLES 140MM OD MACHINED LID INC. TANK SEAL AND DRAIN PLUG TYPE A	£34.01 € 45.91
FFT-6BHFBRL160-P	6 L TANK WITH FILLER BREATHER HOLES, BELL HOUSING HOLE & RETURN LINE FILTER HOLES 160MM OD MACHINED LID INC. TANK SEAL AND DRAIN PLUG TYPE A	£34.59 € 46.70
FFT-6BHFBRL200-P	6 L TANK WITH FILLER BREATHER HOLES, BELL HOUSING HOLE & RETURN LINE FILTER HOLES 200MM OD MACHINED LID INC. TANK SEAL AND DRAIN PLUG TYPE A	£34.59 € 46.70
12 LITRE STEEL TANKS		
FFT-12-P	12 L TANK C/W PLAIN LID INC. TANK SEAL AND DRAIN PLUG TYPE A	£44.41 € 59.95
FFT-12BHFB140-P	12 L TANK WITH FILLER BREATHER HOLES & BELL HOUSING HOLE 140MM OD MACHINED LID INC. TANK SEAL AND DRAIN PLUG TYPE A	£45.97 € 62.06
FFT-12BHFB160-P	12 L TANK WITH FILLER BREATHER HOLES & BELL HOUSING HOLE 160MM OD MACHINED LID INC. TANK SEAL AND DRAIN PLUG TYPE A	£45.97 € 62.06
FFT-12BHFB200-P	12 L TANK WITH FILLER BREATHER HOLES & BELL HOUSING HOLE 200MM OD MACHINED LID INC. TANK SEAL AND DRAIN PLUG TYPE A	£45.97 € 62.06
FFT-12BHFBRL140-P	12 L TANK WITH FILLER BREATHER HOLES , BELL HOUSING HOLE & RETURN LINE FILTER HOLES 140MM OD	£45.97 € 62.06
FFT-12BHFBRL160-P	12 L TANK WITH FILLER BREATHER HOLES , BELL HOUSING HOLE & RETURN LINE FILTER HOLES 160MM OD	£45.97 € 62.06
FFT-12BHFBRL200-P	12 L TANK WITH FILLER BREATHER HOLES , BELL HOUSING HOLE & RETURN LINE FILTER HOLES 200MM OD	£45.97 € 62.06
25 LITRE STEEL TANKS		
FFT-25-P	25 L TANK C/W PLAIN LID INC. TANK SEAL AND DRAIN PLUG TYPE A	£57.26 € 77.30
FFT-25BHFB160-P	25 L TANK WITH FILLER BREATHER HOLES & BELL HOUSING HOLE 160MM OD MACHINED LID INC. TANK SEAL AND DRAIN PLUG TYPE A	£58.82 € 79.41
FFT-25BHFB200-P	25 L TANK WITH FILLER BREATHER HOLES & BELL HOUSING HOLE 200MM OD MACHINED LID INC. TANK SEAL AND DRAIN PLUG TYPE A	£58.82 € 79.41
FFT-25BHFB250-P	25 L TANK WITH FILLER BREATHER HOLES & BELL HOUSING HOLE 250MM OD MACHINED LID INC. TANK SEAL AND DRAIN PLUG TYPE A	£58.82 € 79.41
FFT-25BHFBRL160-P	25 L TANK WITH FILLER BREATHER HOLES , BELL HOUSING HOLE & RETURN LINE FILTER HOLES 160MM OD	£62.33 € 84.15
FFT-25BHFBRL200-P	25 L TANK WITH FILLER BREATHER HOLES , BELL HOUSING HOLE & RETURN LINE FILTER HOLES 200MM OD	£62.33 € 84.15
FFT-25BHFB RL250-P	25 L TANK WITH FILLER BREATHER HOLES, BELL HOUSING HOLE & RETURN LINE FILTER HOLES 250MM OD	£62.33 € 84.15

PART NUMBER	DESCRIPTION	NETT. PRICE	
<b>40 LITRE STEEL TANKS</b>			
		<b>£ STERLING</b>	<b>€ EUROS</b>
FFT-40-P	40L PLAIN TANK	£65.44	€ 83.35
FFT-40BHFB200-P	40 L TANK WITH FILLER BREATHER HOLES & BELL HOUSING HOLE 200MM OD	£68.72	€ 87.56
FFT-40BHFB250-P	40 L TANK WITH FILLER BREATHER HOLES & BELL HOUSING HOLE 250MM OD	£68.72	€ 87.56
FFT-40BHFB300-P	40 L TANK WITH FILLER BREATHER HOLES & BELL HOUSING HOLE 300MM OD	£68.72	€ 87.56
FFT-40BHFBRL200-P	40 L TANK WITH FILLER BREATHER HOLES, BELL HOUSING HOLE & RETURN LINE FILTER HOLES 200MM OD	£68.72	€ 87.56
FFT-40BHFBRL250-P	40 L TANK WITH FILLER BREATHER HOLES, BELL HOUSING HOLE & RETURN LINE FILTER HOLES 250MM OD	£68.72	€ 87.56
FFT-40BHFBRL300-P	*40 L TANK WITH FILLER BREATHER HOLES, BELL HOUSING HOLE & RETURN LINE FILTER HOLES 300MM OD	£68.72	€ 87.56
<b>70 LITRE STEEL TANKS</b>			
FFT-70-P	70L PLAIN TANK	£95.83	€ 122.05
FFT-70BHFB200-P	70 L TANK WITH FILLER BREATHER HOLES & BELL HOUSING HOLE 200MM OD	£101.09	€ 128.75
FFT-70BHFB250-P	70 L TANK WITH FILLER BREATHER HOLES & BELL HOUSING HOLE 250MM OD	£101.09	€ 128.75
FFT-70BHFB300-P	70 L TANK WITH FILLER BREATHER HOLES & BELL HOUSING HOLE 300MM OD	£101.09	€ 128.75
FFT-70BHFB350-P	70 L TANK WITH FILLER BREATHER HOLES & BELL HOUSING HOLE 350MM OD	£101.09	€ 128.75
FFT-70BHFBRL200-P	70 L TANK WITH FILLER BREATHER HOLES & BELL HOUSING HOLE 200MM OD	£101.09	€ 128.75
FFT-70BHFBRL250-P	70 L TANK WITH FILLER BREATHER HOLES, BELL HOUSING HOLE & RETURN LINE FILTER HOLES 250MM OD	£101.09	€ 128.75
FFT-70BHFBRL300-P	70 L TANK WITH FILLER BREATHER HOLES, BELL HOUSING HOLE & RETURN LINE FILTER HOLES 300MM OD	£101.09	€ 128.75
FFT-70BHFBRL350-P	70 L TANK WITH FILLER BREATHER HOLES, BELL HOUSING HOLE & RETURN LINE FILTER HOLES 350MM OD	£101.09	€ 128.75
<b>100 LITRE STEEL TANKS</b>			
FFT-100-P	100L PLAIN TANK	£121.54	€ 164.08
FFT-100BHFB200-P	100 L TANK WITH FILLER BREATHER HOLES & BELL HOUSING HOLE 200MM OD	£128.91	€ 174.03
FFT-100BHFB250-P	100 L TANK WITH FILLER BREATHER HOLES & BELL HOUSING HOLE 250MM OD	£128.91	€ 174.03
FFT-100BHFB300-P	100 L TANK WITH FILLER BREATHER HOLES & BELL HOUSING HOLE 300MM OD	£128.91	€ 174.03
FFT-100BHFB350-P	100 L TANK WITH FILLER BREATHER HOLES & BELL HOUSING HOLE 350MM OD	£128.91	€ 174.03
FFT-100BHFBRL200-P	100 L TANK WITH FILLER BREATHER HOLES, BELL HOUSING HOLE & RETURN LINE FILTER HOLES 200MM OD	£128.91	€ 174.03
FFT-100BHFBRL250-P	100 L TANK WITH FILLER BREATHER HOLES, BELL HOUSING HOLE & RETURN LINE FILTER HOLES 250MM OD	£128.91	€ 174.03
FFT-100BHFBRL300-P	100 L TANK WITH FILLER BREATHER HOLES, BELL HOUSING HOLE & RETURN LINE FILTER HOLES 300MM OD	£128.91	€ 174.03
FFT-100BHFBRL350-P	100 L TANK WITH FILLER BREATHER HOLES, BELL HOUSING HOLE & RETURN LINE FILTER HOLES 350MM OD	£128.91	€ 174.03
<b>160 LITRE STEEL TANKS</b>			
FFT-160-P	160L PLAIN TANK	£187.19	€ 252.71
FFT-160BHFB250-P	160 L TANK WITH FILLER BREATHER HOLES & BELL HOUSING HOLE 250MM OD	£211.50	€ 285.53
FFT-160BHFB300-P	160 L TANK WITH FILLER BREATHER HOLES & BELL HOUSING HOLE 300MM OD	£211.50	€ 285.53
FFT-160BHFB350-P	160 L TANK WITH FILLER BREATHER HOLES & BELL HOUSING HOLE 350MM OD	£211.50	€ 285.53
FFT-160BHFBRL250-P	160 L TANK WITH FILLER BREATHER HOLES, BELL HOUSING HOLE & RETURN LINE FILTER HOLES 250MM OD	£211.50	€ 285.53
FFT-160BHFBRL300-P	160 L TANK WITH FILLER BREATHER HOLES, BELL HOUSING HOLE & RETURN LINE FILTER HOLES 300MM OD	£211.50	€ 285.53
FFT-160BHFBRL350-P	160 L TANK WITH FILLER BREATHER HOLES, BELL HOUSING HOLE & RETURN LINE FILTER HOLES 350MM OD	£211.50	€ 285.53
<b>250 LITRE STEEL TANKS</b>			
FFT-250-P	250 L PLAIN TANK	£255.27	€ 344.61
FFT-250BHFB250-P	250 L TANK WITH FILLER BREATHER HOLES & BELL HOUSING HOLE 250MM OD	£273.48	€ 369.20
FFT-250BHFB300-P	250 L TANK WITH FILLER BREATHER HOLES & BELL HOUSING HOLE 300MM OD	£273.48	€ 369.20
FFT-250BHFB350C-P	250 L TANK WITH FILLER BREATHER HOLES & BELL HOUSING HOLE 350MM OD	£273.48	€ 369.20
FFT-250BHFB400C-P	250 L TANK WITH FILLER BREATHER HOLES & BELL HOUSING HOLE 400MM OD	£273.48	€ 369.20
FFT-250BHFB450C-P	250 L TANK WITH FILLER BREATHER HOLES & BELL HOUSING HOLE 450MM OD	£273.48	€ 369.20
FFT-250BHFBRL250C-P	250 L TANK WITH FILLER BREATHER HOLES, BELL HOUSING HOLE & RETURN LINE FILTER HOLES 250MM OD	£273.48	€ 369.20
FFT-250BHFBRL300C-P	250 L TANK WITH FILLER BREATHER HOLES, BELL HOUSING HOLE & RETURN LINE FILTER HOLES 300MM OD	£273.48	€ 369.20
FFT-250BHFBRL350C-P	250 L TANK WITH FILLER BREATHER HOLES, BELL HOUSING HOLE & RETURN LINE FILTER HOLES 350MM OD	£273.48	€ 369.20
FFT-250BHFBRL400C-P	250 L TANK WITH FILLER BREATHER HOLES, BELL HOUSING HOLE & RETURN LINE FILTER HOLES 400MM OD	£273.48	€ 369.20
FFT-250BHFBRL450C-P	250 L TANK WITH FILLER BREATHER HOLES, BELL HOUSING HOLE & RETURN LINE FILTER HOLES 450MM OD	£273.48	€ 369.20

## HYDRAULIC TANKS

# ALUMINIUM OIL TANKS

PRODUCT	PAGE
ALUMINIUM OIL TANKS AB 3,5	350
ALUMINIUM OIL TANKS AB 6,5	350
ALUMINIUM OIL TANKS AB 12 NR	351
ALUMINIUM OIL TANKS AB 20	351
ALUMINIUM OIL TANKS AB 30 NR	352
ALUMINIUM OIL TANKS AB 44	352
ALUMINIUM OIL TANKS AB 70	353
OIL SUMPS FOR ALUMINIUM TANKS	353



**FROM ONLY  
£46.25  
+VAT**



**FROM ONLY  
£101.12  
+VAT**



**FROM ONLY  
£324.33  
+VAT**



**QUALITY PRODUCTS**

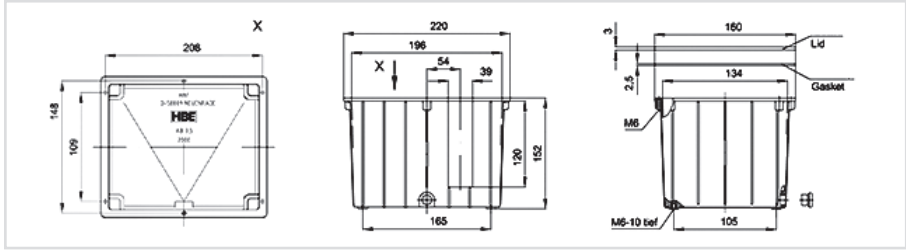


**FREE ADVICE**

**FOR SALES  
& ADVICE  
CALL US  
01584  
876033**

## ALUMINIUM OIL TANKS AB 3,5

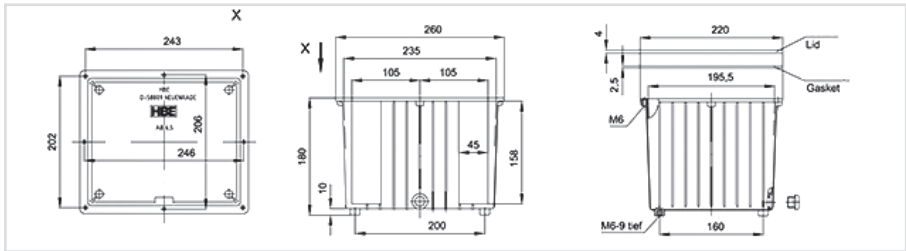
www.flowfitonline.com  
TECH. DATA SHEET  
**AOT01**



PART NO.	ORDERING CODE	DESCRIPTION	NETT. PRICE	
			£ STERLING	€ EUROS
AT2000	AB 3,5	Tank Effective capacity approx. 3 L • weight 1,0 kg • stackable	£46.26	€ 62.45
AT 2200	SD 3,5	Steel lid machined for mounting on the tank, otherwise unmachined, unprimed or completely machined acc. to customer's drawing	£12.89	€ 17.40
AT 2230	D 3,5A	Gasket (paperboard)	£1.26	€ 1.70
AT 2238	D 3,5GK	Gasket (rubber cork)	£4.29	€ 5.79
AT2260	AS G 1/4"	Drain plug	£1.52	€ 2.05
AT2261	G 1/4"	CU-Gasket (14 x 18 x 1,5)	£0.50	€ 0.68
FT5C40	FT5C401	Filler (metal) 3 hole fixing	£6.36	€ 8.59
FLI M 2	FL1M12	Oil gauge* 76mm x M12	£7.77	€ 10.49

## ALUMINIUM OIL TANKS AB 6,5

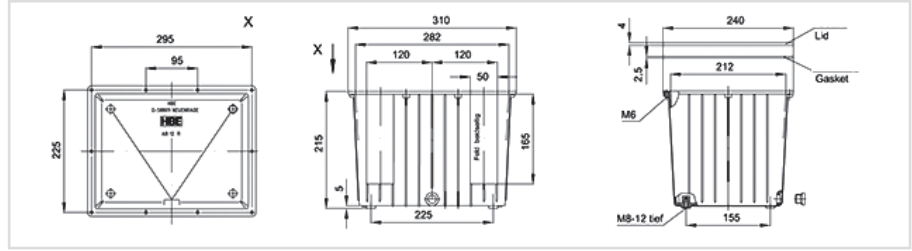
www.flowfitonline.com  
TECH. DATA SHEET  
**AOT01**



PART NO.	ORDERING CODE	DESCRIPTION	NETT. PRICE	
			£ STERLING	€ EUROS
AT200S	AB 6,5	Tank Effective capacity approx. 6 L • weight 1,6 kg • stackable	£50.52	€ 68.20
AT220S	SD 6,5	Steel lid machined for mounting on the tank, otherwise unmachined, unprimed or completely machined acc. to customer's drawing	£15.17	€ 20.48
AT2239	D 6,5A	Gasket (paperboard)	£1.52	€ 2.05
AT2246	D 6,5GK	Gasket (rubber cork)	£4.55	€ 6.14
AT2262	AS G3/8"	Drain plug	£2.54	€ 3.43
AT2267	G3/8"	CU-Gasket (16x22x 2)	£0.50	€ 0.68
FT5C40	FT5C401	Filler (metal) 3 hole fixing	£6.36	€ 8.59
FL1M12	FL1M12	Oil gauge* 76mm x M12	£7.77	€ 10.49
FL2M12	FL2M12	Oil gauge* 127mm x M12	£8.53	€ 11.52

## ALUMINIUM OIL TANKS AB 12 NR

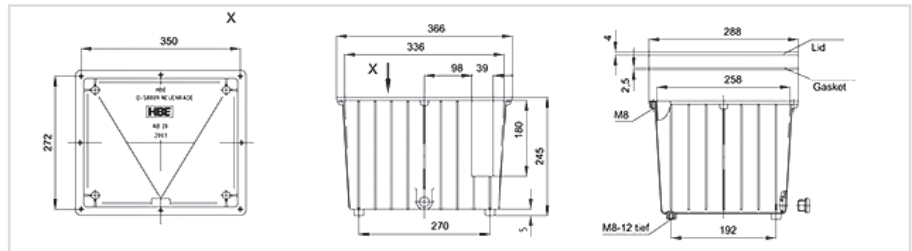
www.flowfitonline.com  
TECH. DATA SHEET  
**AOT01**



PART NO.	ORDERING CODE	DESCRIPTION	NETT. PRICE	
			£ STERLING	€ EUROS
AT2007	AB 12 NR	Tank Effective capacity approx. 11 l • weight 3 kg • stackable	£61.43	€ 82.93
AT2216	SD 12 NR	Steel lid machined for mounting on the tank, otherwise unmachined, unprimed or completely machined *cc. to customer's drawing	£21.24	€ 28.67
AT2236	D 12A NR	Gasket (paperboard)	£2.03	€ 2.74
AT2240	D 12GK NR	Gasket (rubber cork) Drain plug	£5.31	€ 7.17
AT2262	AS G 3/8"	Drain plug	£2.54	€ 3.43
AT2267	G 3/8"	CU Gasket (16x 22 x2)	£0.50	€ 0.68
FT5C40	FT5C401	Filler (metal) 3 hole fixing	£6.36	€ 8.59
FL1M12	FL1M12	Oil gauge* 76mm x M12	£7.77	€ 10.49
FL2M12	F12M12	Oil gauge 127mm x M12	£8.53	€ 11.52

## ALUMINIUM OIL TANKS AB 20

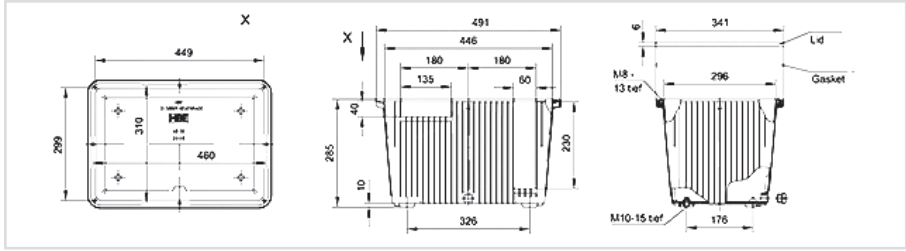
www.flowfitonline.com  
TECH. DATA SHEET  
**AOT01**



PART NO.	ORDERING CODE	DESCRIPTION	NETT. PRICE	
			£ STERLING	€ EUROS
AT2003	AB 20	Tank Effective capacity approx. 17 l • weight 4,4 kg • stackable	£95.05	€ 128.32
AT2203	SD 20	Steel lid machined for mounting on the tank, otherwise unmachined, unprimed or completely machined acc. to customer's drawing	£24.52	€ 33.10
AT2233	D 20 A	Gasket (paperboard)	£2.27	€ 3.06
AT2245	D 20 GK	Gasket (rubber cork) Drain plug	£6.57	€ 8.87
AT2263	AS G 1/2"	Drain plug	£3.28	€ 4.43
AT2268	G 1/2"	CU Gasket (21 x 26 x 1,5)	£0.77	€ 1.04
FT5C40	FT5C401	Filler (metal) 3 hole fixing	£6.36	€ 8.59
FL1M12	FL1M12	Oil gauge* 76mm x M12	£7.77	€ 10.49
FL2M12	F12M12	Oil gauge 127mm x M12	£8.53	€ 11.52

## ALUMINIUM OIL TANKS AB 30 NR

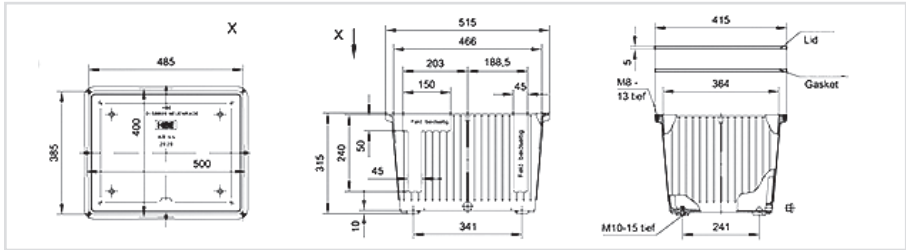
www.flowfitonline.com  
TECH. DATA SHEET  
**AOT01**



PART NO.	ORDERING CODE	DESCRIPTION	NETT. PRICE	
			£ STERLING	€ EUROS
AT2008	AB 30 NR	Tank Effective capacity approx. 26 l • weight 7 kg • stackable	£101.12	€ 136.51
AT2204	SD 30	Steel lid machined for mounting on the tank, otherwise unmachined, unprimed or completely machined acc. to customer's drawing	£34.39	€ 46.43
AT2210	AD 30	Aluminium Lid machined for reaming on the tank, otherwise unmachined, unprimed or completely machined acc. to customer's drawing	£56.23	€ 75.91
AT2234	D 30 NBR	Gasket ø 6 mm N8R	£6.58	€ 8.88
AT2263	AS G 1/2"	Drain plug	£3.28	€ 4.43
AT2268	G1/2"	CU Gasket (21 x 26 x 1,5)	£0.77	€ 1.04
AT2300	F 30	Aluminium feet for AB 30 (Set = 4 pcs.)	£9.53	€ 12.87
FT8C401	FT8C-40	Filler (metal) 3 hole fixing	£7.72	€ 10.42
FLI M12	FL1M12	Oil gauge* 76mm x M12	£7.77	€ 10.49
FL2M12	FL2M12	Oil gauge 127mm x M12	£8.53	€ 11.52

## ALUMINIUM OIL TANKS AB 44

www.flowfitonline.com  
TECH. DATA SHEET  
**AOT01**

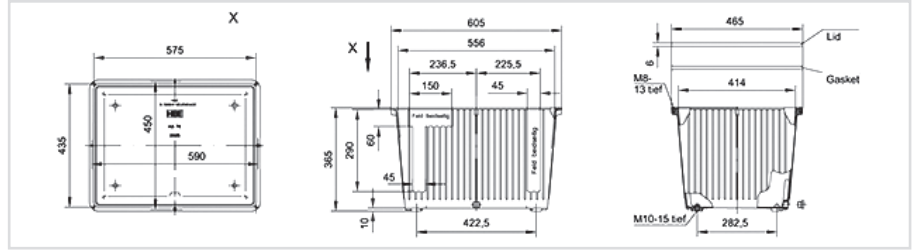


PART NO.	ORDERING CODE	DESCRIPTION	NETT. PRICE	
			£ STERLING	€ EUROS
AT 2020	AB 44	Tank Effective capacity approx. 40 l • weight 10 kg • stackable"	£180.22	€ 243.30
AT 2221	SD 44	Steel lid machined for mounting on the tank, otherwise unmachined, unprimed or completely machined acc. to customer's drawing	£47.52	€ 64.15
AT 2241	D 44 N8R	Gasket ø 6 mm N8R	£6.83	€ 9.22
AT2263	AS G1/2"	Drain plug	£3.28	€ 4.43
AT2268	G1/2"	CU-Gasket (21 x26 x2,5)	£0.77	€ 1.04
AT2300	F44	Aluminium feet Far AB 44 (Set-4 pcs.)	£9.53	€ 12.87
FT8C401	FT8C40	Filler (metal)• 6 hole fixing	£7.72	€ 10.42
FLI M12	FLIM12	Oil gauge* 76mm x M12	£7.77	€ 10.49
FL2M12	F12M12	Oil gauge 127mm x MU	£8.53	€ 11.52
FL3M12	FL3M12	Oil gauge* 254mm x M12	£13.55	€ 18.29
2384	LR 150	Castors 150 mm*		



# ALUMINIUM OIL TANKS AB 70

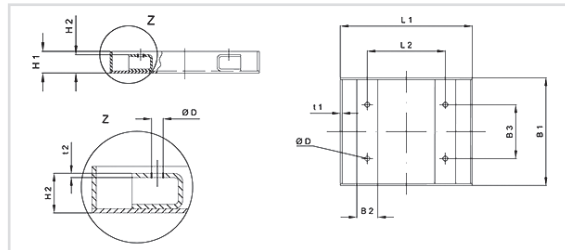
www.flowfitonline.com  
TECH. DATA SHEET  
**AOT01**



PART NO.	ORDERING CODE	DESCRIPTION	NETT. PRICE	
			£ STERLING	€ EUROS
AT2025	AB 70	Tank Effective capacity approx. 63 l • weight 12 kg • stackable	£234.85	€ 317.05
AT2225	SD 70	Steel lid machined for mounting on the tank, otherwise unmachined, unprimed or completely machined acc. to customer's drawing	£50.20	€ 67.77
AT2242	D 70 NBR	Gasket Ø 6 mm NBR 70° Shore	£7.33	€ 9.90
AT2263	AS G 1/2"	Drain plug	£3.28	€ 4.43
AT2268	G 1/2"	CU Gasket (21 x 26 x 2,5)	£0.77	€ 1.04
AT2300	F 70	Aluminium feet for AB 70 (Set = 4 pcs.)	£9.53	€ 12.87
FT8C401	FT8C40	Filler (metal) 6 hole fixing	£7.72	€ 10.42
FL1M12	FL1M12	Oil gauge* 76mm x M12	£7.77	€ 10.49
FL2M12	FL2M12	Oil gauge 127mm x M12	£8.53	€ 11.52
FL3M12	FL3M12	Oil gauge 254mm x M12	£13.55	€ 18.29
2384	LR 150	Castors 150 mm*		

# OIL SUMPS FOR ALUMINIUM TANKS

www.flowfitonline.com  
TECH. DATA SHEET  
**AOT01**



## Ow 12- OW 70

- Oil sumps for aluminium tanks AB 12 -AB 70
- Material ST 37 (olt. V2A/V4A)
- ST 37 sandblasted and grounded regarding oil resistance (mineral oil HL/HLP)
- Approved welding shop acc. to § 19.1 (WHO)

PART NO.	TYPE	FOR	VOLUME	DIMENSIONS										NETT. PRICE	
				L <sub>1</sub>	L <sub>2</sub>	B <sub>1</sub>	B <sub>2</sub>	B <sub>3</sub>	H <sub>1</sub>	H <sub>2</sub>	t <sub>1</sub>	t <sub>2</sub>	D	£ STERLING	€ EUROS
OSAT1080	OW 12 ST	AB 12 NR	11,8	380	225	310	60	155	110	100	3	3	9,5	£308.88	€ 416.99
OSAT1081	OW 20 ST	AB 20	201.	570	270	350	60	192	110	100	3	3	9,5	£314.18	€ 424.14
OSAT1082	OW 30 ST	AB 30 NR	33 l.	550	326	400	60	176	160	150	3	5	12	£327.90	€ 442.67
O5AT1083	Ow 44 ST	AB 44	45L	600	341	500	60	241	160	150	3	5	12	£396.99	€ 535.94
OSAT1084	OW 70 ST	AB 70	63,51	730	422,5	580	60	282,5	160	150	3	5	12	£415.31	€ 560.67

**HYDRAULIC TANKS**  
**HYDRAULIC TANKS COMPLETE WITH ACCESSORIES**

PRODUCT	PAGE
HYDRAULIC OIL TANK WITH TANK ACCESSORIES	355
FLOWFIT WELDLESS STEEL TANKS COMPLETE WITH ACCESSORIES	357



**FROM ONLY**  
**£52.92**  
 +VAT



**FROM ONLY**  
**£200.07**  
 +VAT



**FROM ONLY**  
**£52.92**  
 +VAT



**QUALITY PRODUCTS**



**FREE ADVICE**

**FREE UK NEXT DAY DELIVERY ON ALL WEB ORDERS**

## 14L CAPACITY HYDRAULIC OIL TANK WITH TANK ACCESSORIES

www.flowfitonline.com  
TECH. DATA SHEET  
**TCWA1**



14 Litre capacity tank kits supplied with tank, return line filter, level indicator, filler breather and drain plug along with all required nuts and bolts. All components are supplied loose and ready to assemble with all necessary holes pre-drilled on tank. Comes painted in black but available in grey primer if required.

**Tank:** 14 Litre capacity, constructed in steel plate, oil and rust proof pre – painted, gasket and drain plug.

**Dimensions:** Height 290mm/ Width 335mm/ Depth 270mm

**Tank top Filter:** 3/8", ports 15 l/min, 10 micron filter, aluminium cover and housing, steel bowl, Buna seals, c/w visual indicator. Max working pressure 8 bar, Testing pressure 12 bar, burst pressure 16 bar, Operating temperature -30°C to +80°C. (Supplied loose)

**Level and Temperature Indicator:** Hole centres 76mm, Bolt thread sizes M10 x 1.5, Length 106mm. Width 36mm, Operating temperature -30 to +80°C. Thermometer: double scale 0°C to 100°C, and 30°F to 210°F. Anodized aluminium frame with nylon face. (Supplied loose)

**Filler Breather:** Carbon steel, Basket and 500 micron, Filter air inlet element 10 micron. Mounting: 3 hole p.c.d 41mm (Supplied loose)

PART NO.	TANK CAPACITY	TANK TOP FILTER	LEVEL INDICATOR	FILLER BREATHER	FINISH	NETT. PRICE	
						£ STERLING	€ EUROS
HF12KIT	14 LITRE	3/8" PORT 15 L/MIN 10 MICRON	76MM HOLE CENTRES	3 HOLE PCD 10 MICRON	BLACK	£200.07	€ 270.09

## 22L CAPACITY HYDRAULIC OIL TANK WITH TANK ACCESSORIES

www.flowfitonline.com  
TECH. DATA SHEET  
**TCWA1**



22 Litre capacity tank kits supplied with tank, return line filter, level indicator, filler breather and drain plug along with all required nuts and bolts. All components are supplied loose and ready to assemble with all necessary holes pre-drilled on tank. Comes painted in black but available in grey primer if required.

**Tank:** 22 Litre capacity, constructed in steel plate, oil and rust proof pre – painted, gasket and drain plug.

**Dimensions:** Height 305mm/ Width 410mm/ Depth 325mm

**Tank top Filter:** 3/8" ports, 15 l/min, 10 micron filter, aluminium cover and housing, steel bowl, Buna seals, c/w visual indicator. Max working pressure 8 bars, testing pressure 12 bar, burst pressure 16 bars, Operating temperature -30°C to +80°C. (Supplied loose)

**Level and Temperature Indicator:** Hole centres 76mm, Bolt thread sizes M10 x 1.5, Length 106mm. Width 36mm, Operating temperature -30°C to +80°C. Thermometer: double scale 0°C to 100°C, and 30°F to 210°F, Anodized aluminium frame with nylon face (Supplied loose)

**Filler Breather:** Carbon steel, Basket at 500 micron, Filter air inlet element 10 micron. Mounting: 3 hole p.c.d 41mm (Supplied loose)

PART NO.	TANK CAPACITY	TANK TOP FILTER	LEVEL INDICATOR	FILLER BREATHER	FINISH	NETT. PRICE	
						£ STERLING	€ EUROS
HF16KIT	22 LITRE	3/8" PORT 15 L/MIN 10 MICRON	76MM HOLE CENTRES	3 HOLE PCD 10 MICRON	BLACK	£229.90	€ 310.36

## 39L CAPACITY HYDRAULIC OIL TANK WITH TANK ACCESSORIES

www.flowfitonline.com  
TECH. DATA SHEET  
**TCWA1**



39 Litre capacity tank kits supplied with tank, return line filter, level indicator, filler breather and drain plug along with all required nuts and bolts. All components are supplied loose and ready to assemble with all necessary holes pre-drilled on tank. Comes painted in black but available in grey primer if required.

**Tank:** 39 Litre capacity, constructed in steel plate, oil and rust proof pre – painted, gasket and drain plug.

**Dimensions:** Height 335mm/ Width 470mm/ Depth 365mm

**Tank top Filter:** 3/4", ports 35 l/min, 10 micron filter, aluminium cover and housing, steel bowl, Buna seals, c/w visual indicator. Max working pressure 8 bar, Testing pressure 12 bar, burst pressure 16 bar, Operating temperature -30°C to +80°C. (Supplied loose)

**Level and Temperature Indicator:** Hole centres 127mm, Bolt thread sizes M10 x 1.5, Length 157mm. Width 36mm, Operating temperature -30°C to +80°C. Thermometer: double scale 0°C to 100°C, and 30°F to 210°F, Anodized aluminium frame with nylon face (Supplied loose)

**Filler Breather:** Carbon steel, Plastic Basket at 500 micron. Filter: air inlet element 40 micron, gasket rubberised cork, screws self tapping. Mounting: 6 hole p.c.d 70/73mm (Supplied loose)

PART NO.	TANK CAPACITY	TANK TOP FILTER	LEVEL INDICATOR	FILLER BREATHER	FINISH	NETT. PRICE	
						£ STERLING	€ EUROS
HF30KIT	39 LITRE	3/4" PORT 35 L/MIN 10 MICRON	127MM HOLE CENTRES	6 HOLE PCD 40 MICRON	BLACK	£284.05	€ 383.46

## 58L CAPACITY HYDRAULIC OIL TANK WITH TANK ACCESSORIES

www.flowfitonline.com  
TECH. DATA SHEET  
**TCWA1**



58 Litre capacity tank kits supplied with tank, return line filter, level indicator, filler breather and drain plug along with all required nuts and bolts. All components are supplied loose and ready to assemble with all necessary holes pre-drilled on tank. Comes painted in black but available in grey primer if required.

**Tank:** 58 Litre capacity, constructed in steel plate, oil and rust proof pre – painted, gasket and drain plug.

**Dimensions:** Height 365mm/ Width 600mm/ Depth 470mm

**Tank top Filter:** 1/2", ports 35 l/min, 10 micron filter, aluminium cover and housing, steel bowl, Buna seals, c/w visual indicator. Max working pressure 8 bar, Testing pressure 12 bar, burst pressure 16 bar, Operating temperature -30°C to +80°C. (Supplied loose)

**Level and Temperature Indicator:** Hole centres 127mm, Bolt thread sizes M10 x 1.5 , Length 157mm. Width 36mm, Operating temperature -30°C to +80°C. Thermometer: double scale 0°C to 100°C, and 30°F to 210°F, Anodized aluminium frame with nylon face (Supplied loose)

**Filler Breather:** Carbon steel, Plastic Basket at 500 micron. Filter: air inlet element 40 micron, gasket rubberised cork, screws self tapping. Mounting: 6 hole p.c.d 70/73mm (Supplied loose)

PART NO.	TANK CAPACITY	TANK TOP FILTER	LEVEL INDICATOR	FILLER BREATHER	FINISH	NETT. PRICE	
						£ STERLING	€ EUROS
HF55KIT	58 LITRE	1/2" PORT 35 L/MIN 10 MICRON	127MM HOLE CENTRES	6 HOLE PCD 40 MICRON	BLACK	£292.94	€ 395.47

## 75L CAPACITY HYDRAULIC OIL TANK WITH TANK ACCESSORIES

www.flowfitonline.com  
TECH. DATA SHEET  
**TCWA1**



75 Litre capacity tank kits supplied with tank, return line filter, level indicator, filler breather and drain plug along with all required nuts and bolts. All components are supplied loose and ready to assemble with all necessary holes pre-drilled on tank. Comes painted in black but available in grey primer if required.

**Tank:** 75 Litre capacity, constructed in steel plate, oil and rust proof pre – painted, gasket and drain plug, lid thickness 4mm

**Dimensions:** Height 455mm/ Width 600mm/ Depth 470mm

**Tank top Filter:** 3/4" ports 55 l/min, 10 micron filter, aluminium cover and housing, steel bowl, Buna seals, c/w visual indicator. Max working pressure 8 bar, Testing pressure 12 bar, burst pressure 16 bar, Operating temperature - 30°C to +80°C. (Supplied loose)

**Level and Temperature Indicator:** Hole centres 127mm, Bolt thread sizes M10 x 1.5 , Length 157mm. Width 36mm, Operating temperature -30°C to +80°C. Thermometer: double scale 0°C to 100°C, and 30°F to 210°F, Anodized aluminium frame with nylon face (Supplied loose)

**Filler Breather:** Carbon steel, Plastic Basket at 500 micron. Filter: air inlet element 40 micron, gasket rubberised cork, screws self tapping. Mounting: 6 hole p.c.d 73mm (Supplied loose)

PART NO.	TANK CAPACITY	TANK TOP FILTER	LEVEL INDICATOR	FILLER BREATHER	FINISH	NETT. PRICE	
						£ STERLING	€ EUROS
HF75KIT	75 LITRE	3/4" PORT 55 L/MIN 10 MICRON	127MM HOLE CENTRES	6 HOLE PCD 40 MICRON	BLACK	£364.61	€ 492.23

## 100L CAPACITY HYDRAULIC OIL TANK WITH TANK ACCESSORIES

www.flowfitonline.com  
TECH. DATA SHEET  
**TCWA1**



100 Litre capacity tank kits supplied with tank, return line filter, level indicator, filler breather and drain plug along with all required nuts and bolts. All components are supplied loose and ready to assemble with all necessary holes pre-drilled on tank. Comes painted in black but available in grey primer if required.

**Tank:** 100 Litre capacity, constructed in steel plate, oil and rust proof pre – painted, gasket and drain plug, lid thickness 4mm

**Dimensions:** Height 505mm/ Width 675mm/ Depth 520mm

**Tank top Filter:** 1" ports, 65 l/min, 10 micron filter, aluminium cover and housing, steel bowl, Buna seals, c/w visual indicator. Max working pressure 8 bar, Testing pressure 12 bar, burst pressure 16 bar, Operating temperature -30°C to +80°C. (Supplied loose)

**Level and Temperature Indicator:** Hole centres 254mm, Bolt thread sizes M10 x 1.5 , Length 284mm. Width 36mm, Operating temperature -30°C to +80°C. Thermometer: double scale 0°C to 100°C, and 30°F to 210°F, Anodized aluminium frame with nylon face (Supplied loose)

**Filler Breather:** Carbon steel, Plastic Basket at 500 micron. Filter: air inlet element 40 micron, gasket rubberised cork, screws self tapping. Mounting: 6 hole p.c.d 73mm (Supplied loose)

PART NO.	TANK CAPACITY	TANK TOP FILTER	LEVEL INDICATOR	FILLER BREATHER	FINISH	NETT. PRICE	
						£ STERLING	€ EUROS
HF100KIT	100 LITRE	1" PORT 65 L/MIN 10 MICRON	254MM HOLE CENTRES	6 HOLE PCD 40 MICRON	BLACK	£421.31	€ 568.77

## 165L CAPACITY HYDRAULIC OIL TANK WITH TANK ACCESSORIES

www.flowfitonline.com  
TECH. DATA SHEET  
**TCWA1**



165 Litre capacity tank kits supplied with tank, return line filter, level indicator, filler breather and drain plug along with all required nuts and bolts. All components are supplied loose and ready to assemble with all necessary holes pre-drilled on tank. Comes painted in black but available in grey primer if required.

**Tank:** 165 Litre capacity, constructed in steel plate, oil and rust proof pre-painted, gasket and drain plug, lid thickness 4mm

**Dimensions:** Height 555mm/ Width 805mm/ Depth 620mm

**Tank top Filter:** 1", ports 65 l/min, 10 micron filter, aluminium cover and housing, steel bowl, Buna seals, c/w visual indicator. Max working pressure 8 bar, Testing pressure 12 bar, burst pressure 16 bar, Operating temperature -30°C to +80°C. (Supplied loose)

**Level and Temperature Indicator:** Hole centres 254mm, Bolt thread sizes M10 x 1.5, Length 284mm. Width 36mm, Operating temperature -30°C to +80°C. (Supplied loose)

**Thermometer:** Double scale 0°C to 100°C, and 30°F to 210°F, Anodized aluminium frame with nylon face

**Filler Breather:** Carbon steel, Plastic Basket at 500 micron. Filter: air inlet element 40 micron, gasket rubberised cork, screws self tapping. Mounting: 6 hole p.c.d 70/73mm (Supplied loose)

PART NO.	TANK CAPACITY	TANK TOP FILTER	LEVEL INDICATOR	FILLER BREATHER	FINISH	NETT. PRICE	
						£ STERLING	€ EUROS
HF180KIT	165 LITRE	1"PORT 65 L/MIN 10 MICRON	254MM HOLE CENTRES	6 HOLE PCD 40 MICRON	BLACK	£513.11	€ 692.70

## FLOWFIT WELDLESS STEEL TANKS COMPLETE WITH ACCESSORIES

www.flowfitonline.com  
TECH. DATA SHEET  
**TCWA1**



### HYDRAULIC TANKS COMPLETE WITH ACCESSORIES

Hydraulic tank kits supplied with tank top return line filter 10 micron c/w visual indicator, level indicator, filler breather along with all required nuts and bolts to specification as shown in part number description below.

All components are supplied loose and ready to assemble with all necessary holes pre-drilled on tank.

PART NO	TANK CAPACITY	RETURN LINE FILTER	LEVEL INDICATOR CENTRES	NETT. PRICE	
				£ STERLING	€ EUROS
FFT6KIT	6 Litre	1/2" Port 16 L/min	76mm	£52.92	€ 71.44
FFT12KIT	12 Litre	1/2" Port 16 L/min	76mm	£60.64	€ 81.86
FFT25KIT	25 Litre	3/8" Port 15 L/min	76mm	£87.10	€ 117.58
FFT40KIT	40 Litre	3/4" Port 55 L/min	127mm	£102.53	€ 138.42
FFT70KIT	70 Litre	3/4" Port 55 L/min	127mm	£131.20	€ 177.12
FFT100KIT	100 Litre	1" Port 65 L/min	127mm	£160.97	€ 217.30
FFT160KIT	160 Litre	3/4" Port 55 L/min	254mm	£202.86	€ 273.86



### HYDRAULIC PRIMED TANKS COMPLETE WITH ACCESSORIES

www.flowfitonline.com  
TECH. DATA SHEET  
**PTCWA1**

Hydraulic tank kits supplied with tank, return line filter, level indicator, filler breather along with all required nuts and bolts to specification as shown in part number description below.

All components are supplied loose and ready to assemble with all necessary holes pre-drilled on tank.

Comes painted in black but available in grey primer if required.

PART NO	TANK CAPACITY	RETURN LINE FILTER	LEVEL INDICATOR CENTRES	NETT. PRICE	
				£ STERLING	€ EUROS
FFT6KIT-P	6 Litre	1/2" Port 16 L/min	76mm	£52.92	€ 71.44
FFT12KIT-P	12 Litre	1/2" Port 16 L/min	76mm	£60.64	€ 81.86
FFT25KIT-P	25 Litre	3/8" Port 15 L/min	76mm	£87.10	€ 117.58
FFT40KIT-P	40 Litre	3/4" Port 55 L/min	127mm	£102.53	€ 138.42
FFT70KIT-P	70 Litre	3/4" Port 55 L/min	127mm	£131.20	€ 177.12
FFT100KIT-P	100 Litre	1" Port 65 L/min	127mm	£160.97	€ 217.30
FFT160KIT-P	160 Litre	3/4" Port 55 L/min	254mm	£202.86	€ 273.86

**HYDRAULIC TANKS**

**STEEL &  
STAINLESS  
STEEL OIL  
TANKS**

PRODUCT	PAGE
HF SERIES STEEL TANKS	359
SS SERIES 304 STAINLESS STEEL TANK	359
TOP QUALITY • TOP OF THE RANGE DIN24339 HEAVY DUTY • HIGH SPECIFICATION TANKS	359



**FROM  
ONLY  
£469.99  
+VAT**



**FROM  
ONLY  
£83.14  
+VAT**



**QUALITY PRODUCTS**



**FREE ADVICE**



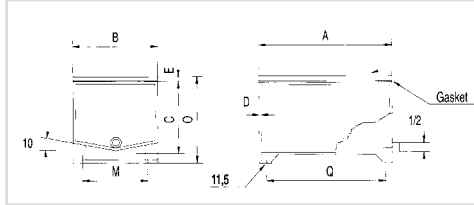


## HYDRAULIC TANKS

Cost effective HF Range standard hydraulic tanks

### HF SERIES STEEL TANKS

www.flowfitonline.com  
TECH. DATA SHEET  
**SS01**



- Each Tank as standard comes complete with lids, bolts, gasket and drain plug.
- Standard finish is grey primer.
- Extras can be added on request:**
  - Filler breather, sight level gauge and bell housing mounting holes.
  - Finishes available include colour matching, power coating.

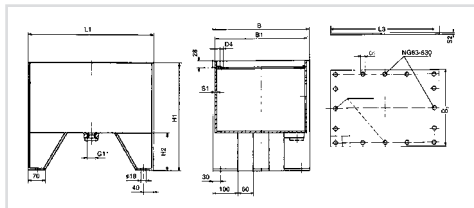
ORDER CODE	CAPACITY LITRES	LENGTH A	WIDTH B	HEIGHT C	THICKNESS (TANK) D	THICKNESS (LID) E	HOLE CTRS M	HEIGHT O	HOLE CTRS Q	WEIGHT KG	NETT. PRICE	
											£ STERLING	€ EUROS
HF12	14	335	270	235	3	4	208	290	285	16	£83.14	€ 112.23
HF16	22	410	325	250	3	4	270	305	364	20	£100.88	€ 136.19
HF30	39	470	375	280	3	4	312	335	428	28	£137.71	€ 185.90
HF55	58	600	470	310	3	4	401	365	548	38	£183.55	€ 247.80
HF75	75	600	470	400	3	4	401	455	548	45	£210.63	€ 284.35
HF100	100	675	520	450	3	5	455	505	625	55	£254.47	€ 343.53
HF180	165	805	620	500	3	5	555	555	755	70	£341.08	€ 460.46

### SS SERIES 304 STAINLESS STEEL TANK

ORDER CODE	CAPACITY LITRES	LENGTH A	WIDTH B	HEIGHT C	THICKNESS (TANK) D	THICKNESS (LID) E	HOLE CTRS M	HEIGHT O	HOLE CTRS Q	WEIGHT KG	NETT. PRICE	
											£ STERLING	€ EUROS
SS12	14	335	270	235	3	4	208	290	285	16	£385.23	€ 520.07
SS16	22	410	325	250	3	4	270	305	364	20	£423.09	€ 571.17
SS30	39	470	375	280	3	4	312	335	428	28	£469.49	€ 633.81
SS55	58	600	470	310	3	4	401	365	548	38	£590.63	€ 797.34
SS75	75	600	470	400	3	4	401	455	548	45	£671.67	€ 906.76
SS100	100	675	520	450	3	4	455	505	625	55	£687.77	€ 928.49
SS180	165	805	620	500	3	4	555	555	755	70	£847.64	€ 1,144.32

## TOP QUALITY • TOP OF THE RANGE DIN24339 HEAVY DUTY • HIGH SPECIFICATION TANKS

www.flowfitonline.com  
TECH. DATA SHEET  
**SS02**



- 200 – 20,000 Litres Capacity
- Constructed in Steel Plate
- Oil and Rust Proof
- Gasket and Drain Plug Supplied

ORDER CODE	CAPACITY LITRES	WEIGHT KG	L1	A	B1	H1	H2	D4	S1	L3	B2	D5	S2	NETT. PRICE	
														£ STERLING	€ EUROS
HFSS200	200	98	900	654	640	560	150	M10	4	888	628	12	6	£469.98	€ 634.47
HFSS250	250	110	1010	704	690	580	150	M10	4	998	678	12	7	£639.16	€ 862.86
HFSS300	300	150	1150	714	700	580	150	M10	4	1138	688	12	7	£763.28	€ 1,030.42
HFSS400	400	190	1514	749	735	580	150	M10	4	1500	720	14	8	£1,185.10	€ 1,599.89
HFSS630	630	285	1514	959	945	770	250	M10	4	1500	930	14	10	£1,434.00	€ 1,935.89
HFSS800	800	350	2014	914	900	770	250	M12	5	2000	880	14	10	£1,682.04	€ 2,270.75
HFSS1000	1000	420	2014	1079	1065	800	250	M12	5	2000	1045	14	10	£2,300.42	€ 3,105.57
HFSS1250	1250	540	2014	1349	1335	800	250	M12	5	2000	1315	14	10	£2,344.82	€ 3,165.50
HFSS1500	1500	650	2014	1444	1430	850	250	M12	5	2000	1410	18	10	£2,183.80	€ 2,948.13
HFSS2000	2000	800	2314	1564	1550	900	250	M12	6	2296	1528	18	10	£2,820.02	€ 3,807.02

# HYDRAULIC TANKS

# TANK HEATERS

PRODUCT	PAGE
VR IMMERSION HEATERS WITH MAGNETIC CLAMPS	361
CARTRIDGE SCREWED-IN HEATERS	362
CARTRIDGE SCREWED-IN HEATERS WITH TEMPERATURE ADJUSTMENT	363
RHK-TUBE SCREWED-IN HEATERS	364
RHK-TH-TUBE SCREWED-IN HEATERS WITH TEMPERATURE ADJUSTMENT	364



**QUALITY PRODUCTS**



**FREE ADVICE**



## TANK HEATERS

- Standard devices of 0.25 kW-5 kW available
- Devices for protection and special devices on request
- A calculation programme for determination of the required tank heater is available

### FIELD OF APPLICATION

Preheating of hydraulic oil on mineral basis for fast reaching of the operating temperature at hydraulic units.  
The optimum viscosity decreases the wear of the hydraulic components.

### VR



Immersion heaters with magnetic clamp, no mounting effort, ideal solution to retrofit existing installations. Protection IP 68. Integrated thermostat with switch-off temperature 40°C (standard).

### RHK



Tube screwed-in heater, protection IP 54. Screwed thread G 1 1/2".

### PTHK 90



Cartridge screwed-in tank heater with tube insert. Protection IP 65. This type of heating insert can be changed without evacuation of the oil tank. Screwed thread G 1 1/2" and G 2".

### RHK-TH



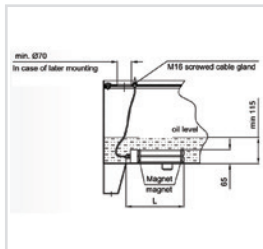
Tube screwed-in heater with temperature adjustment, external or internal regulation. Standard adjustable 0°C up to 85°C. Protection IP 54. Screwed thread G 1 1/2".

### PTHK 91 TH



Cartridge screwed-in tank heater with temperature adjustment, external or internal regulation. Standard adjustable 0°C up to 85°C. Protection IP 54. This type of heating insert can be changed without evacuation of the oil tank. Screwed thread G 2".

## VR IMMERSION HEATERS WITH MAGNETIC CLAMPS



- For preheating of hydraulic oil
- No mounting effort, ideal solution to retrofit existing installations
- Horizontal or vertical arrangement, low minimum oil level
- Medium touched pieces stainless steel (14571), brass and plastics respectively
- Welded type
- Magnetic clamps for fixing at tank bottom/partition wall
- Protection 1P68
- Integrated thermostat with switch-off temperature 40°C (standard)
- Integrated temperature limiter
- Surface charge: 1.2 W/cm<sup>2</sup> for HIP  
0.6 W/cm<sup>2</sup> for HFA/HFC/HFD-11

### CONSTRUCTION/MATERIALS

- Heating elements protected by tubes made of stainless steel (14571)
- Cable connection made of brass
- Three-pole plastic cable, length 4m, with screwed cable gland M16 resistant to mineral oil, vegetable oil and lubricants as well as HFA and HFC liquids

### MOUNTING

Insert the heater either horizontally to the bottom or vertically towards the tank wall. Fixation by magnetic clamp. The cable must be led outside above the oil level, e.g. through the cover and fixed of the tank or the cover by a screwed cable gland M16. During operation the tank heater must be covered by at least 15 mm of the medium, otherwise the medium and/or the heater might be damaged or destroyed. In case of retrofitting, the opening of the tank cover which the heater is led through, must amount to 70 mm at least. On no account it should be hung up on the connection cable. Additionally a 'gathering' of iron particles in the tank will be achieved by the integrated magnetic clamps.

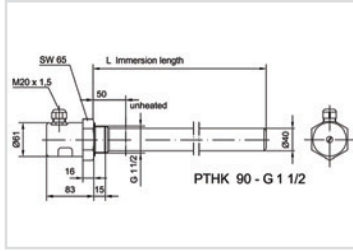
PART NO.	TYPE	POWER	L+ (MM)	VOLTAGE	W/cm <sup>2</sup>	THERMOSTAT	£ STERLING € EUROS	
							£ STERLING	€ EUROS
TH1955	VR 125 W/0,6•M	125	200	230 V/AC	0,6 HFA/HFC/HFD.R	Switch-off temperature 40°C (Standard)	£508.47	€ 686.44
TH1956	VR 250 W/0,6•M	250	300	230 V/AC	0,6 HFA/HFC/HFD.R		£538.93	€ 727.56
TH1957	VR 500 W/0,6•M	500	500	230 V/AC	0,6 HFA/HFC/HFD•R		£569.14	€ 768.34
TH1960	VR 250 W/1,2•M	250	200	230 V/AC	1,2 HIP		£508.47	€ 686.44
TH1961	VR 500 W/1,2•M	500	300	230 V/AC	1,2 HLP		£538.76	€ 727.32
TH1962	VR 1000 W/1,2•M	1000	500	230 V/AC	1,2 HLP		£569.14	€ 768.34

- Special designs on request
- Accessories on request
- Protection tube for supply pipe

- Indicator heating process/ disturbance in external case

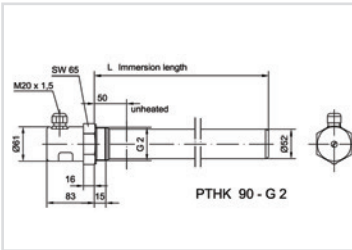
## CARTRIDGE SCREWED-IN HEATERS

www.flowfitonline.com  
TECH. DATA SHEET  
**TH03**



- Cartridge heaters for preheating of hydraulic oil
- Exchangeable ceramic heating insert (mounting/dismounting possible without evacuation of oil)
- Bright galvanized steel cop
- For horizontal mounting under oil level
- Material: Steel (further materials on request)
- Surface charge 1.5 W/cm<sup>2</sup> for hydraulic oils
- Protection IP 65
- Wiring schemes for different mains voltages on request

PART NO.	TYPE	POWER	L+ (MM)	VOLTAGE	NETT. PRICE	
					£ STERLING	€ EUROS
TH1705	PTHK 90-G 1 1/2"	400	200	In case of order please specify: Variation 1: 1 x 230 V Variation 2: 2 x 380 V Variation 3: 3 x 380 V Variation 4: 2 x 400 V Variation 5: 3 x 400 V	£266.52	€ 359.80
TH1707		600	300		£275.90	€ 372.46
TH1709		800	400		£281.67	€ 380.26
TH1711		1000	500		£291.78	€ 393.91
TH1713		1200	600		£297.58	€ 401.73
TH1715		1400	700		£306.96	€ 414.39
TH1717		1600	800		£314.91	€ 425.12
TH1719		1800	900		£327.90	€ 442.67
TH1721		2000	1000		£340.91	€ 460.23
TH1723		2200	1100		£355.36	€ 479.74
TH1725		2400	1200		£363.30	€ 490.46
TH1727		2800	1400		£379.20	€ 511.92
TH1729		3200	1600		£428.30	€ 578.20
TH1731		3600	1800		£455.03	€ 614.29
TH1733	4000	2000	£490.41	€ 662.06		



PART NO.	TYPE	POWER	L+ (MM)	VOLTAGE	NETT. PRICE	
					£ STERLING	€ EUROS
TH1750	PTHK 90-G 2"	500	200	In case of order please specify: Variation 1: 1 x 230 V Variation 2: 2 x 380 V Variation 3: 3 x 380 V Variation 4: 2 x 400 V Variation 5: 3 x 400 V	£279.52	€ 377.35
TH1752		750	300		£288.91	€ 390.03
TH1754		1000	400		£299.02	€ 403.68
TH1756		1250	500		£321.41	€ 433.90
TH1758		1450	600		£351.74	€ 474.85
TH1760		1700	700		£370.51	€ 500.19
TH1762		1950	800		£387.86	€ 523.61
TH1764		2200	900		£415.30	€ 560.65
TH1766		2450	1000		£429.74	€ 580.15
TH 1768		2700	1100		£459.35	€ 620.13
TH1770		2950	1200		£482.46	€ 651.33
TH1772		3450	1400		£497.65	€ 671.82
TH1774		3900	1600		£564.82	€ 762.50
TH1776		4400	1800		£601.65	€ 812.23
TH1778	4900	2000	£654.37	€ 883.40		

PART NO.

1760

VARIATION

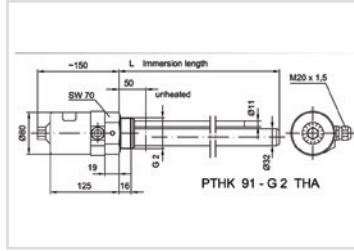
PTHK 90-G 2

VOLTAGE

2 X 380 V

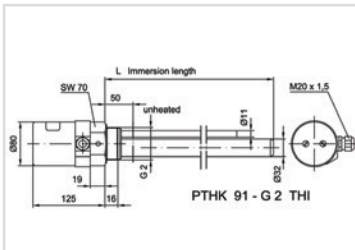
# CARTRIDGE SCREWED-IN HEATERS WITH TEMPERATURE ADJUSTMENT

www.flowfitonline.com  
TECH. DATA SHEET  
**TH04**



- Cartridge heaters for preheating of hydraulic oil
- Temperature adjustment for internal (THI) and external regulation (THA), single-pole 0°-85°C, 16 amp
- Exchangeable ceramic heating insert (mounting/dismounting possible without evacuation of oil)
- Bright galvanized steel cap
- For horizontal mounting under oil level
- Material: Steel (further materials on request)
- Surface charge 1.5 W/cm<sup>2</sup> for hydraulic oils
- Protection IP 54
- Wiring schemes for different mains voltages on request

PART NO.	TYPE	POWER	L+ (MM)	VOLTAGE	NETT. PRICE	
					£ STERLING	€ EUROS
TH 1800	PTHK 91-G 2 <sup>°</sup> THA (external regulation)	450	300	In case of order please specify: Variation 1: 1 x 230 V Variation 2: 2 x 380 V Variation 3: 3 x 380 V Variation 4: 2 x 400 V Variation 5: 3 x 400 V	£660.87	€ 892.17
TH 1802		600	400		£668.81	€ 902.89
TH 1804		750	500		£677.49	€ 914.61
TH 1806		900	600		£686.15	€ 926.31
TH 1808		1050	700		£695.53	€ 938.97
TH 1810		1200	800		£704.20	€ 950.67
TH 1812		1350	900		£711.43	€ 960.43
TH 1814		1500	1000		£718.64	€ 970.17
TH 1816		1580	1100		£724.63	€ 978.25
TH 1818		1730	1200		£735.27	€ 992.62
TH 1820		1880	1300		£741.04	€ 1,000.40
TH 1822		2030	1400		£749.71	€ 1,012.11
TH 1824		2180	1500		£756.21	€ 1,020.88
TH 1826	2330	1600	£764.16	€ 1,031.61		



PART NO.	TYPE	POWER	L+ (MM)	VOLTAGE	NETT. PRICE	
					£ STERLING	€ EUROS
TH 1801	PTHK 91-G 2 <sup>°</sup> THI (external regulation)	450	300	In case of order please specify: Variation 1: 1 x 230 V Variation 2: 2 x 380 V Variation 3: 3 x 380 V Variation 4: 2 x 400 V Variation 5: 3 x 400 V	£697.70	€ 941.90
TH1803		600	400		£706.38	€ 953.61
TH 1805		750	500		£712.88	€ 962.38
TH1807		900	600		£720.83	€ 973.11
TH 1809		1050	700		£733.10	€ 989.68
TH1811		1200	800		£739.59	€ 998.44
TH1813		1350	900		£746.81	€ 1,008.20
TH1815		1500	1000		£755.48	€ 1,019.89
TH1817		1580	1100		£764.16	€ 1,031.61
TH1819		1730	1200		£771.37	€ 1,041.35
TH1821		1880	1300		£778.60	€ 1,051.10
TH1823		2030	1400		£785.82	€ 1,060.86
TH1825		2180	1500		£793.04	€ 1,070.61
TH 1827	2330	1600	£803.15	€ 1,084.25		

**PART NO.**

↓

**1808**

**VARIATION**

↓

**PTHK 91-G 2 THA**

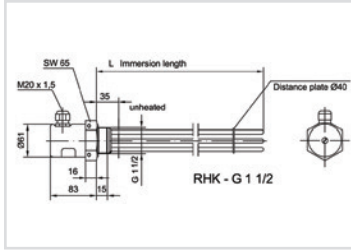
**VOLTAGE**

↓

**2 X 380 V**

## RHK-TUBE SCREWED-IN HEATERS

www.flowfitonline.com  
TECH. DATA SHEET  
**TH05**



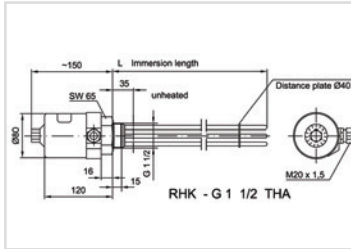
- Tube screwed-in heater for preheating of hydraulic oil
- Bright galvanized steel cop
- For horizontal mounting under oil level
- Material: Steel (further materials on request)
- Surface charge 1.5 W/cm<sup>2</sup> for hydraulic oils
- Protection IP 65
- Wiring schemes for different mains voltages on request

PART NO.	TYPE	POWER	L+ (MM)	VOLTAGE	NETT. PRICE	
					£ STERLING	€ EUROS
TH1830	RHK-G 1 1/2"	380	200	In case of order please specify: Variation 1: 1 x 230 V Variation 2: 2 x 380 V Variation 3: 3 x 380 V Variation 4: 2 x 400 V Variation 5: 3 x 400 V	£190.68	€ 257.42
TH1832		500	250		£202.24	€ 273.02
TH1834		750	350		£221.74	€ 299.35
TH1836		990	450		£242.69	€ 327.63
TH1838		1450	650		£282.41	€ 381.25
TH1840		1825	800		£314.18	€ 424.14
TH1842		2300	1000		£356.80	€ 481.68

<b>PART NO.</b>	<b>VARIATION</b>	<b>VOLTAGE</b>
↓	↓	↓
<b>1832</b>	<b>RHK-G 1 1/2</b>	<b>2 X 380 V</b>

## RHK-TH-TUBE SCREWED-IN HEATERS WITH TEMPERATURE ADJUSTMENT

www.flowfitonline.com  
TECH. DATA SHEET  
**TH06**

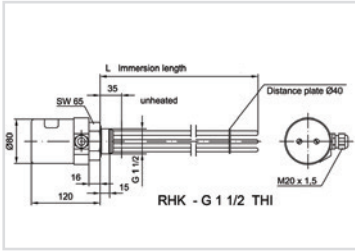


- Tube screwed-in heater for preheating of hydraulic oil
- Temperature adjustment for internal (THI) and external regulation (THA), single-pole 0.85°C, 16 amp
- Bright galvanized steel cop
- For horizontal mounting under oil level
- Material: Steel (further materials on request)
- Surface charge 1.5 W/cm<sup>2</sup> for hydraulic oils
- Protection IP 54
- Wiring schemes for different mains voltages on request

PART NO.	TYPE	POWER	L+ (MM)	VOLTAGE	NETT. PRICE	
					£ STERLING	€ EUROS
TH1860	RHK-G 1 1/2" THA (external regulation)	380	200	In case of order please specify: Variation 1: 1 x 230 V Variation 2: 2 x 380 V Variation 3: 3 x 380 V Variation 4: 2 x 400 V Variation 5: 3 x 400 V	£397.96	€ 537.25
TH1862		500	250		£409.52	€ 552.85
TH1864		750	350		£429.74	€ 580.15
TH1866		990	450		£450.69	€ 608.43
TH1868		1460	650		£491.14	€ 663.04
TH1870		1825	800		£520.02	€ 702.03
TH1872		2300	1000		£562.64	€ 759.57

continued on next page





PART NO.	TYPE	POWER	L+ (MM)	VOLTAGE	NETT. PRICE	
					£ STERLING	€ EUROS
TH1861	RHK-G 1 1/2" THI (external regulation)	380	200	In case of order please specify: Variation 1: 1 x 230 V Variation 2: 2 x 380 V Variation 3: 3 x 380 V Variation 4: 2 x 400 V Variation 5: 3 x 400 V	£435.52	€ 587.95
TH1863		500	250		£444.18	€ 599.65
TH1865		750	350		£466.58	€ 629.88
TH1867		990	450		£484.64	€ 654.26
TH1869		1460	650		£526.53	€ 710.82
TH1871		1825	800		£556.14	€ 750.79
TH1873		2300	1000		£599.48	€ 809.29

<b>PART NO.</b>	<b>VARIATION</b>	<b>VOLTAGE</b>
↓	↓	↓
<b>1862</b>	<b>RHK G 1 1/2 THA</b>	<b>2 X 380 V</b>

**If the part number needed is not listed please ask the Flowfit Sales Team**

# Flowfit is now an official UK distributor for White Drive Products

**FLOWFIT**<sup>®</sup>



**We now have Whites  
Hydraulic motors  
available on our  
website from**

**£66.14**  
Ex VAT

Flowfit are pleased to announce their recent appointment as a UK Official Distributor for White Drive Products. Hydraulic products include light duty, medium duty and heavy duty hydraulic orbital motors, brakes, steering units, hydraulic flow dividers and hydraulic piston pumps. Please do not hesitate to contact us for your White Drive Product enquiries where our technical team will be more than happy to assist.



Telephone: +44 (0)1584 876 033

Fax: +44 (0)1584 876 044

Email: [sales@flowfitonline.com](mailto:sales@flowfitonline.com)

**[www.flowfitonline.com](http://www.flowfitonline.com)**



**FILTREC FILTERS**

# FILTREC TECHNICAL FILTRATION

PRODUCT	PAGE
FILTREC RETURN LINE FILTERS	368
FILTREC TANK TOP RETURN LINE FILTERS	369
FILTREC LOW PRESSURE INLINE FILTER	375
FILTREC SUCTION LINE FILTERS	376
FILTREC SUCTION STRAINERS	377
FILTREC SUCTION FILTERS	378
FILTREC MEDIUM PRESSURE FILTERS	379
FILTREC HIGH PRESSURE FILTERS	382



**FROM ONLY  
£8.59  
+VAT**



**FROM ONLY  
£73.86  
+VAT**



**FROM ONLY  
£8.35  
+VAT**



**QUALITY PRODUCTS**



**FREE ADVICE**

*If the part number needed is not listed please ask the Flowfit Sales Team*

# FILTREC RETURN LINE FILTERS

## IN-LINE RETURN FILTERS FA-1



www.flowfitonline.com  
TECH. DATA SHEET  
**FTF01**



### FILTER HOUSING TECHNICAL INFORMATION

**Description:** In line low-pressure spin-on filter assemblies, suction and return lines.

**Max flow rate:** 300 l/min (79 gpm)

**Max working pressure:** As per NFPA T 3.10.17: 12 Bar (175 psi)

**Test pressure:** As per NFPA T 3.10.17: 15 Bar (217.5 psi)

**Burst pressure:** As per NFPA T 3.10.17: 20 Bar (290 psi)

**Connection Ports:** BSP

**By-pass setting:** suction line 0,25 Bar (3.6 psi) return line 1,7 Bar (24.6 psi)

**Indicator:** Visual and electrical

**Working temperature:** 25°C +120°C (-13°F +248°F)

- Materials:**
- Head: aluminium
  - Housing: carbon steel
  - Seal: Buna-N

**Fluids compatibility:** ISO 2943: Filter assembly compatible with mineral oils and some synthetic or vegetable oils. With other fluid applications please contact Filtrac S.p.A.

### FILTER ELEMENT

**Filter media:** Microglass fiber 3,6,10,25 µm  
Cellulose 10,25 µm  
Wire mesh 60, 125 /µm

**Collapse pressure:** as per ISO 2941: 4 Bar (58 psi)

ORDER CODE	DESCRIPTION	PORTS	FLOW RATE	NETT. PRICE	ELEMENT	NETT. PRICE
<b>SUPPLIED WITH VACUUM GAUGE INDICATOR AND BYPASS VALVE</b>						
<b>10 MICRON CELLULOSE</b>						
				<b>£ STERLING</b>	<b>€ EUROS</b>	
ZZ004770	FA-1-10-C10-B4-R-R1	3/4" BSP	70 L/MIN	£20.03	€ 27.05	A110C10
ZZ004771	FA-1-11-C10-B4-R-R1	3/4" BSP	75 L/MIN	£33.95	€ 45.83	A111C10
ZZ004772	FA-1-20-C10-B6-R-R1	1 1/4" BSP	130 L/MIN	£41.74	€ 56.35	A120C10
ZZ004773	FA-1-21-C10-B6-R-R1	1 1/4" BSP	150 L/MIN	£43.41	€ 58.60	A121C10
ZZ004774	FA-1-30-C10-B7-R-R1 * 2 elements	1 1/2" BSP	300 L/MIN	£55.09	€ 74.38	A120C10
ZZ004775	FA-1-31-C10-B7-R-R1 * 2 elements	1 1/2" BSP	310 L/MIN	£66.78	€ 90.15	A121C10
ZZ004776	FA-1-40-C10-B7-R-R1 * 2 elements	1 1/2" BSP	300 L/MIN	£128.00	€ 172.79	A120C10
<b>25 MICRON CELLULOSE</b>						
ZZ004777	FA-1-10-C25-B4-R-R1	3/4" BSP	75 L/MIN	£20.03	€ 27.05	A110C25
ZZ004778	FA-1-11-C25-B4-R-R1	3/4" BSP	80 L/MIN	£33.95	€ 45.83	A111C25
ZZ004779	FA-1-20-C25-B6-R-R1	1 1/4" BSP	170 L/MIN	£41.74	€ 56.35	A120C25
ZZ004780	FA-1-21-C25-B6-R-R1	1 1/4" BSP	190 L/MIN	£43.41	€ 58.60	A121C25
ZZ004781	FA-1-30-C25-B7-R-R1 * 2 elements	1 1/2" BSP	320 L/MIN	£55.09	€ 74.38	A120C25
ZZ004782	FA-1-31-C25-B7-R-R1 * 2 elements	1 1/2" BSP	340 L/MIN	£66.78	€ 90.15	A121C25
ZZ004783	FA-1-40-C25-B7-R-R1 * 2 elements	1 1/2" BSP	320 L/MIN	£128.00	€ 172.79	A120C25

The given flow rate values refer to applications with mineral oil having viscosity of 30 cSt at working temperature. For applications with different fluid or working conditions, a corrective factor must be applied by referring to the technical information.

### OPTIONAL EXTRAS

INDICATORS	NETT. PRICE	
	<b>£ STERLING</b>	
	<b>€ EUROS</b>	
R2 Pressure switch 1.3 Bar setting O.C (18.85 Psi)	£14.69	€ 19.83
R3 Pressure switch 1.3 Bar setting C.C (18.85 Psi)	£14.47	€ 19.53
R4 Pressure switch 1.3 Bar setting (18.85 Psi)	£52.89	€ 71.40
R6 Visual pressure 1.2 Bar setting (17.4 Psi)	£18.17	€ 24.52
R7 Pressure/vacuum gauge -1+5 Bar setting (-14.5+72.5Psi)	£5.08	€ 6.86
Z1 Differential visual switch 1.3 Bar setting (18.85 Psi) - FA-1-30/31 only	£24.84	€ 33.54
Z2 Differential electric visual switch 1.3 Bar setting (18.85 Psi) - FA-1-30/31 only	£34.20	€ 46.17
Z15 Differential visual switch 1.3 Bar setting (18.85 Psi) - FA-1-40/41 only	£24.84	€ 33.54
Z16 Differential electric visual switch 1.3 Bar setting (18.85 Psi) - FA-1-40/41 only	£34.20	€ 46.17
Z20 Differential visual switch 1.3 Bar setting (18.85 Psi) - FA-1-20/21 only	£13.89	€ 18.75
Z21 Differential electric switch 1.3 Bar setting (18.85 Psi) - FA-1-20/21 only	£11.49	€ 15.51

# FILTREC TANK TOP RETURN LINE FILTERS

## TANK TOP RETURN SPIN-ON FILTERS FA-2



www.flowfitonline.com  
TECH. DATA SHEET  
**FTF02**



### FILTER HOUSING TECHNICAL INFORMATION

**Description:** Tank top return line spin-on filter assemblies.

**Max flow rate:** 150 l/min (40 gpm)

**Max working pressure:** As per NFPA T 3.10.17: 12 Bar (175 psi)

**Test pressure:** As per NFPA T 3.10.17: 15 Bar (217.5 psi)

**Burst pressure:** As per NFPA T 3.10.17: 20 Bar (290 psi)

**Connection Ports:** BSP

**Indicator:** Visual and electrical

**Working temperature:** -25°C +100°C (-13°F +212°F)

- Materials:**
- Head: aluminium
  - Housing: carbon steel
  - Seal: Buna-N

**Fluids compatibility:** ISO 2943: Filter assembly compatible with mineral oils and some synthetic or vegetable oils. With other fluid applications please contact Filtrac S.p.A.

### FILTER ELEMENT

**Filter media:** Microglass fiber 3,6,10,25, µm  
Cellulose 10,25 µm  
Wire mesh 60, 125,µm

**Collapse pressure:** As per ISO 2941: 4 Bar (58 psi)

**By-pass setting:** Return line 1,7 Bar (24.6 psi)

ORDER CODE	DESCRIPTION	PORTS	FLOW RATE	NETT. PRICE		ELEMENT	NETT. PRICE		
10 MICRON CELLULOSE									
				£ STERLING	€ EUROS				
ZZ004784	FA-2-10-C10-BM-B4-R1	3/4" BSP	60 L/MIN	£45.43	€ 61.34	A210C10BM	£13.91	€ 18.78	
ZZ004785	FA-2-11-C10-BM-B4-R1	3/4" BSP	75 L/MIN	£45.43	€ 61.34	A211C10BM	£16.23	€ 21.91	
ZZ004786	FA-2-20-C10-BM-B4-R1	1 1/2" BSP	140 L/MIN	£62.33	€ 84.14	A220C10BM	£19.58	€ 26.44	
ZZ004787	FA-2-21-C10-BM-B4-R1	1 1/2" BSP	160 L/MIN	£63.44	€ 85.65	A221C10BM	£24.81	€ 33.50	
25 MICRON CELLULOSE									
ZZ004788	FA-2-10-C25-BM-B4-R1	3/4" BSP	80 L/MIN	£45.43	€ 61.34	A210C25BM	£13.91	€ 18.78	
ZZ004789	FA-2-11-C25-BM-B4-R1	3/4" BSP	90 L/MIN	£45.43	€ 61.34	A211C25BM	£16.23	€ 21.91	
ZZ004790	FA-2-20-C25-BM-B4-R1	1 1/2" BSP	170 L/MIN	£62.33	€ 84.14	A220C25BM	£19.58	€ 26.44	
ZZ004791	FA-2-21-C25-BM-B4-R1	1 1/2" BSP	200 L/MIN	£63.44	€ 85.65	A221C25BM	£24.81	€ 33.50	
10 MICRON FIBREGLASS									
ZZ004792	FA-2-10-G10-BM-B4-R1	3/4" BSP	50 L/MIN	£59.42	€ 80.22	A210G10BM	£23.37	€ 31.55	
ZZ004793	FA-2-11-G10-BM-B4-R1	3/4" BSP	60 L/MIN	£71.12	€ 96.01	A211G10BM	£32.28	€ 43.57	
ZZ004794	FA-2-20-G10-BM-B4-R1	1 1/2" BSP	120 L/MIN	£92.76	€ 125.22	A220G10BM	£42.66	€ 57.59	
ZZ004795	FA-2-21-G10-BM-B4-R1	1 1/2" BSP	130 L/MIN	£107.77	€ 145.49	A221G10BM	£54.09	€ 73.02	

The given flow rate values refer to applications with mineral oil having viscosity of 30 cSt at working temperature. For applications with different fluid or working conditions, a corrective factor must be applied by referring to the technical information.

### OPTIONAL EXTRAS

INDICATORS	NETT. PRICE		
		£ STERLING	€ EUROS
R2 Pressure switch O.C 1.3 Bar 18.85 Psi		£14.69	€ 19.83
R3 Pressure switch C.C 1.3 Bar 18.85 C.C		£14.47	€ 19.53
R7 Pressure vacuum gauge -1+5 -14.5+72.5 Psi		£5.08	€ 6.86



## TANK TOP RETURN FILTER FR-1



www.flowfitonline.com  
TECH. DATA SHEET

**FTF03**



### FILTER HOUSING Technical Information

**Description:** Tank top mounting design return line with reusable or disposable element.

**Max flow rate:** 600 l/min (158 gpm)

**Max working pressure:** As per NFPA T 3.10.5.1: 8 Bar (116 psi)

**Test pressure:** As per NFPA T 3.10.5.1: 12 Bar (174 psi)

**Burst pressure:** As per NFPA T 3.10.5.1: 16 Bar (232 psi)

**Connection Ports:** BSP, NPT, SAE J514b

**Indicator:** Visual and electrical.

**Working temperature:** -25°C + 100°C (-13°F +212°F)

**Materials:** •Cover: aluminium

•Head: aluminium

•Bowl: nylon - carbon steel

•Seal: Buna-N / Viton®

**Fluids compatibility:** ISO 2943: Filter assembly compatible with mineral oils and some synthetic or vegetable oils. With other fluid applications please contact Filtrec S.p.A.

### FILTER ELEMENT

**Filter media:** Microglass fiber 3,6,10,25 µm  
Cellulose 10,25 µm  
Wire mesh 60, 125 µm

**Collapse pressure:** As per ISO 2941: 10 Bar (145 psi)

**By-pass:** Return line 1,7 Bar (24.6 psi)

ORDER CODE	DESCRIPTION	PORTS	FLOW RATE	NETT. PRICE	ELEMENT	NETT. PRICE		
<b>ALL SUPPLIED WITH R1 INDICATOR ON TOP AS STANDARD</b>								
<b>10 MICRON CELLULOSE</b>								
				<b>£ STERLING</b>	<b>€ EUROS</b>			
				<b>£ STERLING</b>	<b>€ EUROS</b>			
ZZ004851	FR-1-10-C10-B-B2-O-C-R1	3/8"BSP	16 L/MIN	£17.81	€ 24.04	R110C10B	£6.41	€ 8.65
ZZ004852	FR-1-10-C10-B-B3-O-C-R1	1/2"BSP	16 L/MIN	£17.81	€ 24.04	R110C10B	£6.41	€ 8.65
ZZ004853	FR-1-10-C10-B-B4-O-C-R1	3/4"BSP	16 L/MIN	£17.81	€ 24.04	R110C10B	£6.41	€ 8.65
ZZ004854	FR-1-11-C10-B-B2-O-C-R1	3/8"BSP	20 L/MIN	£22.13	€ 29.88	R111C10B	£14.97	€ 20.21
ZZ004855	FR-1-11-C10-B-B3-O-C-R1	1/2"BSP	20 L/MIN	£22.13	€ 29.88	R111C10B	£14.97	€ 20.21
ZZ004856	FR-1-11-C10-B-B4-O-C-R1	3/4"BSP	24 L/MIN	£22.13	€ 29.88	R111C10B	£14.97	€ 20.21
ZZ004857	FR-1-20-C10-B-B3-O-C-R1	1/2"BSP	40 L/MIN	£20.59	€ 27.80	R120C10B	£7.46	€ 10.06
ZZ004858	FR-1-20-C10-B-B4-O-C-R1	3/4"BSP	40 L/MIN	£20.59	€ 27.80	R120C10B	£7.46	€ 10.06
ZZ004859	FR-1-22-C10-B-B5-O-C-R1	1"BSP	65 L/MIN	£22.26	€ 30.05	R122C10B	£8.30	€ 11.20
ZZ004860	FR-1-30-C10-B-B5-O-C-R1	1"BSP	80 L/MIN	£31.63	€ 42.70	R130C10B	£11.13	€ 15.03
ZZ004861	FR-1-40-C10-B-B7-O-C-R1	1 1/2"BSP	120 L/MIN	£49.65	€ 67.03	R140C10B	£12.53	€ 16.91
ZZ004862	FR-1-43-C10-B-B7-O-C-R1	1 1/2"BSP	140 L/MIN	£52.31	€ 70.62	R143C10B	£15.03	€ 20.28
ZZ004863	FR-1-50-C10-B-B8-O-C-R1	2"BSP	180 L/MIN	£77.11	€ 104.10	R150C10B	£14.33	€ 19.35
ZZ004864	FR-1-51-C10-B-B8-O-C-R1	2"BSP	240 L/MIN	£86.33	€ 116.55	R151C10B	£16.11	€ 21.74
ZZ004865	FR-1-60-C10-B-B8-O-C-R1	2"BSP	300 L/MIN	£55.65	€ 75.13	R160C10B	£16.11	€ 21.74
ZZ004866	FR-1-64-C10-B-B8-O-C-R1	2"BSP	360 L/MIN	£72.35	€ 97.67	R164C10B	£21.50	€ 29.03
<b>25 MICRON CELLULOSE</b>								
ZZ004867	FR-1-10-C25-B-B2-O-C-R1	3/8"BSP	24 L/MIN	£17.81	€ 24.04	R110C25B	£6.41	€ 8.65
ZZ004868	FR-1-10-C25-B-B3-O-C-R1	1/2"BSP	30 L/MIN	£17.81	€ 24.04	R110C25B	£6.41	€ 8.65
ZZ004869	FR-1-10-C25-B-B4-O-C-R1	3/4"BSP	20 L/MIN	£17.81	€ 24.04	R110C25B	£6.41	€ 8.65
ZZ004870	FR-1-11-C25-B-B2-O-C-R1	3/8"BSP	30 L/MIN	£22.13	€ 29.88	R111C25B	£14.97	€ 20.21
ZZ004871	FR-1-11-C25-B-B3-O-C-R1	1/2"BSP	36 L/MIN	£22.13	€ 29.88	R111C25B	£14.97	€ 20.21
ZZ004872	FR-1-11-C25-B-B4-O-C-R1	3/4"BSP	26 L/MIN	£22.13	€ 29.88	R111C25B	£14.97	€ 20.21
ZZ004972	FR-1-20-C25-B-B3-O-C-R1	1/2"BSP	50 L/MIN	£20.59	€ 27.80	R120C25B	£7.46	€ 10.06
ZZ004973	FR-1-20-C25-B-B4-O-C-R1	3/4"BSP	40 L/MIN	£20.59	€ 27.80	R120C25B	£7.46	€ 10.06
ZZ004974	FR-1-22-C25-B-B5-O-C-R1	1"BSP	60 L/MIN	£22.26	€ 30.05	R122C25B	£8.30	€ 11.20
ZZ004975	FR-1-30-C25-B-B5-O-C-R1	1"BSP	80 L/MIN	£31.63	€ 42.70	R130C25B	£11.13	€ 15.03
ZZ004976	FR-1-40-C25-B-B7-O-C-R1	1 1/2"BSP	140 L/MIN	£49.65	€ 67.03	R140C25B	£12.53	€ 16.91
ZZ004977	FR-1-43-C25-B-B7-O-C-R1	1 1/2"BSP	160 L/MIN	£52.31	€ 70.62	R143C25B	£17.94	€ 24.23
ZZ004978	FR-1-50-C25-B-B8-O-C-R1	2"BSP	260 L/MIN	£77.11	€ 104.10	R150C25B	£14.33	€ 19.35
ZZ004979	FR-1-51-C25-B-B8-O-C-R1	2"BSP	360 L/MIN	£86.33	€ 116.55	R151C25B	£16.11	€ 21.74
ZZ004980	FR-1-60-C25-B-B8-O-C-R1	2"BSP	400 L/MIN	£55.65	€ 75.13	R160C25B	£16.11	€ 21.74
ZZ004981	FR-1-64-C25-B-B8-O-C-R1	2"BSP	450 L/MIN	£72.35	€ 97.67	R164C25B	£21.50	€ 29.03



The given flow rate values refer to applications with mineral oil having viscosity of 30 cSt at working temperature. For applications with different fluid or working conditions, a corrective factor must be applied by referring to the technical information.

**OPTIONAL EXTRAS**

	NETT. PRICE	
	£ STERLING	€ EUROS
<b>VITON SEALS</b>		
FR1-10	£2.82	€ 3.81
FR1-20/FR1-30	£6.95	€ 9.38
FR1-40	£11.76	€ 15.88
FR1-50	£28.98	€ 39.12
FR1-60	£28.98	€ 39.12
<b>FILLER CAPS - BUNA</b>		
FR1-10	£3.90	€ 5.26
FR1-20/FR1-30	£4.12	€ 5.56
FR1-40	£4.43	€ 5.98
FR1-50	£10.57	€ 14.27
FR1-60	£10.57	€ 14.27
<b>FILLER CAPS - VITON</b>		
FR1-10/1-20/1-30	£4.85	€ 6.55
FR1-40	£5.39	€ 7.27
FR1-50/1-60	£13.07	€ 17.65
<b>INDICATORS</b>		
R2	£14.69	€ 19.83
R3	£14.47	€ 19.53
R6	£18.17	€ 24.52
R7	£5.08	€ 6.86



## TANK TOP RETURN FILTER FR-8



www.flowfitonline.com  
TECH. DATA SHEET  
**FTF04**



### FILTER HOUSING TECHNICAL INFORMATION

**Description:** Tank top mounting design return line with reusable or disposable element.

**Max flow rate:** 150 l/min (40 gpm)

**Max working pressure:** As per NFPA T 3.10.5.1: 8 Bar (116 psi)

**Test pressure:** As per NFPA T 3.10.5.1: 12 Bar (174 psi)

**Burst pressure:** As per NFPA T 3.10.5.1: 16 Bar (232 psi)

**Connection Ports:** BSP, NPT, SAE J514b

**Indicator:** Visual and electrical.

**Working temperature:** -25°C + 100°C (-13°F +212°F)

**Materials:**

- Cover: nylon
- Head: aluminium
- Bowl: nylon
- Seal: Buna-N / Viton®

**Fluids compatibility:** ISO 2943: Filter assembly compatible with mineral oils and some synthetic or vegetable oils. With other fluid applications please contact Filtrec S.p.A.

### FILTER ELEMENT

**Filter media:** Microglass fiber 3,6,10,25 µm  
Cellulose 10,25 µm  
Wire mesh 60, 125 µm

**Collapse pressure:** As per ISO 2941: 10 Bar (145 psi)

**By-pass:** Return line 1,7 Bar (24.6 psi)

ORDER CODE	DESCRIPTION	PORTS	FLOW RATE	NETT. PRICE	ELEMENT	NETT. PRICE
<b>ALL WITH AIR BREATHER AS STANDARD - R1 INDICATOR ON TOP</b>						
<b>10 MICRON CELLULOSE</b>						
				<b>£ STERLING</b>	<b>€ EUROS</b>	
ZZ004873	FR-8-10-C10-B-B4-O-10-C-R1	3/4" BSP	16 L/MIN	£86.32	€ 116.53	R110C10B
ZZ004874	FR-8-11-C10-B-B4-O-10-C-R1	3/4" BSP	24 L/MIN	£100.04	€ 135.06	R111C10B
ZZ004875	FR-8-20-C10-B-B6-O-10-C-R1	1 1/4" BSP	50 L/MIN	£116.73	€ 157.58	R120C10B
ZZ004876	FR-8-22-C10-B-B6-O-10-C-R1	1 1/4" BSP	80 L/MIN	£119.67	€ 161.55	R122C10B
ZZ004877	FR-8-30-C10-B-B6-O-10-C-R1	1 1/4" BSP	120 L/MIN	£135.20	€ 182.52	R130C10B
<b>25 MICRON CELLULOSE</b>						
ZZ004878	FR-8-10-C25-B-B4-O-10-C-R1	3/4" BSP	32 L/MIN	£86.32	€ 116.53	R110C25B
ZZ004879	FR-8-11-C25-B-B4-O-10-C-R1	3/4" BSP	48 L/MIN	£100.04	€ 135.06	R111C25B
ZZ004880	FR-8-20-C25-B-B6-O-10-C-R1	1 1/4" BSP	80 L/MIN	£116.73	€ 157.58	R120C25B
ZZ004881	FR-8-22-C25-B-B6-O-10-C-R1	1 1/4" BSP	100 L/MIN	£119.67	€ 161.55	R122C25B
ZZ004882	FR-8-30-C25-B-B6-O-10-C-R1	1 1/4" BSP	140 L/MIN	£135.21	€ 182.53	R130C25B

The given flow rate values refer to applications with mineral oil having viscosity of 30 cSt at working temperature. For applications with different fluid or working conditions, a corrective factor must be applied by referring to the technical information.

### OPTIONAL EXTRAS

VITON SEALS	NETT. PRICE	
	<b>£ STERLING</b>	
	<b>€ EUROS</b>	
FR-8-10 Series	£13.61	€ 18.37
FR-8-20 & 8-30 Series	£5.22	€ 7.04
<b>SECONDARY PORT</b>		
FR-8-10 Series		
FR-8-20 & 8-30 Series	£2.40	€ 3.25
<b>INDICATOR POSITION</b>		
Options C,D & S	£2.70	€ 3.64
<b>INDICATORS</b>		
R2 Pressure switch O.C 1.3 Bar 18.85 O.C	£14.69	€ 19.83
R3 Pressure switch C.C 1,3 Bar 18.85 Psi C.C	£14.47	€ 19.53
R6 Visual pressure 1.2 Bar 17.4 Psi	£18.17	€ 24.52
R7 Pressure vacuum gauge -1 - 5 Bar -14.5-72.5 Psi	£5.08	€ 6.86

# TANK TOP RETURN FILTER FCR-7



### FILTER HOUSING TECHNICAL INFORMATION

**Description:** Tank top mounting design return line with reusable or disposable element.

**Max flow rate:** 600 l/min (158 gpm)

**Max working pressure:** As per NFPA T 3.10.5.1: 8 Bar (116 psi)

**Test pressure:** As per NFPA T 3.10.5.1: 12 Bar (174 psi)

**Burst pressure:** As per NFPA T 3.10.5.1: 16 Bar (232 psi)

**Connection Ports:** BSP, NPT, SAE J514b, SAE J518

**Indicator:** Visual and electrical.

**Working temperature:** -25°C +100°C (-13°F +212°F)

**By-pass setting:** 0,8 or 1,7 Bar (11.6 or 24.6 psi)

**Materials:** •Cover: nylon - aluminium

•Head: aluminium

•Bowl: carbon steel

•Seal: Buna-N / Viton®

**Fluids compatibility:** ISO 2943: Filter assembly compatible with mineral oils and some synthetic orvegetable oils. With other fluid applications please contact Filtrec S.p.A.

### FILTER ELEMENT

**Filter media:** Microglass fiber 3, 6, 10, 25 µm

Cellulose 10, 25 µm

Wire mesh 10, 25, 40, 60, 100, 120 µm

**Collapse pressure:** As per ISO 2941: 10 Bar (145 psi)

ORDER CODE	DESCRIPTION	PORTS	FLOW RATE	NETT. PRICE		ELEMENT	NETT. PRICE	
				£ STERLING	€ EUROS		£ STERLING	€ EUROS
<b>10 MICRON CELLULOSE</b>								
ZZ004796	FCR-7-11-G10-B6-O-V17-O-O-O-C-R1	1 1/4" BSP	36 L/MIN	£73.86	€ 99.71	R711G10	£19.24	€ 25.97
ZZ004797	FCR-7-12-G10-B6-O-V17-O-O-O-C-R1	1 1/4" BSP	50 L/MIN	£76.46	€ 103.22	R712G10	£21.62	€ 29.19
ZZ004798	FCR-7-13-G10-B6-O-V17-O-O-O-C-R1	1 1/4" BSP	80 L/MIN	£81.76	€ 110.38	R713G10	£30.30	€ 40.91
ZZ004799	FCR-7-14-G10-B6-O-V17-O-O-O-C-R1	1 1/4" BSP	120 L/MIN	£88.94	€ 120.06	R714G10	£39.15	€ 52.86
ZZ004800	FCR-7-20-G10-B7-O-V17-O-O-O-C-R1	1 1/2" BSP	120 L/MIN	£153.08	€ 206.66	R720G10	£40.43	€ 54.57
ZZ004801	FCR-7-21-G10-B7-O-V17-O-O-O-C-R1	1 1/2" BSP	160 L/MIN	£158.36	€ 213.79	R721G10	£47.12	€ 63.62
ZZ004802	FCR-7-22-G10-B7-O-V17-O-O-O-C-R1	1 1/2" BSP	240 L/MIN	£177.04	€ 239.00	R722G10	£69.75	€ 94.16
ZZ004803	FCR-7-30-G10-B8-O-V17-O-O-O-C-R1	2" BSP	180 L/MIN	£255.28	€ 344.62	R730G10	£47.93	€ 64.71
ZZ004804	FCR-7-31-G10-B8-O-V17-O-O-O-C-R1	2" BSP	200 L/MIN	£263.94	€ 356.32	R731G10	£58.77	€ 79.34
ZZ004805	FCR-7-32-G10-B8-O-V17-O-O-O-C-R1	2" BSP	320 L/MIN	£284.84	€ 384.54	R732G10	£72.90	€ 98.42
ZZ004806	FCR-7-33-G10-B8-O-V17-O-O-O-C-R1	2" BSP	380 L/MIN	£277.16	€ 374.16	R733G10	£73.11	€ 98.70
<b>25 MICRON FIBREGLASS</b>								
ZZ004807	FCR-7-11-G25-B6-O-V17-O-O-O-C-R1	1 1/4" BSP	90 L/MIN	£73.86	€ 99.71	R711G25	£19.24	€ 25.97
ZZ004808	FCR-7-12-G25-B6-O-V17-O-O-O-C-R1	1 1/4" BSP	120 L/MIN	£76.46	€ 103.22	R712G25	£21.62	€ 29.19
ZZ004809	FCR-7-13-G25-B6-O-V17-O-O-O-C-R1	1 1/4" BSP	160 L/MIN	£81.76	€ 110.38	R713G25	£30.30	€ 40.91
ZZ004810	FCR-7-14-G25-B6-O-V17-O-O-O-C-R1	1 1/4" BSP	180 L/MIN	£88.94	€ 120.06	R714G25	£39.15	€ 52.86
ZZ004811	FCR-7-20-G25-B7-O-V17-O-O-O-C-R1	1 1/2" BSP	160 L/MIN	£153.08	€ 206.66	R720G25	£40.43	€ 54.57
ZZ004812	FCR-7-21-G25-B7-O-V17-O-O-O-C-R1	1 1/2" BSP	200 L/MIN	£158.36	€ 213.79	R721G25	£47.12	€ 63.62
ZZ004813	FCR-7-22-G25-B7-O-V17-O-O-O-C-R1	1 1/2" BSP	280 L/MIN	£177.04	€ 239.00	R722G25	£69.75	€ 94.16
ZZ004814	FCR-7-30-G25-B8-O-V17-O-O-O-C-R1	2" BSP	300 L/MIN	£255.28	€ 344.62	R730G25	£47.93	€ 64.71
ZZ004815	FCR-7-31-G25-B8-O-V17-O-O-O-C-R1	2" BSP	360 L/MIN	£263.94	€ 356.32	R731G25	£58.77	€ 79.34
ZZ004816	FCR-7-32-G25-B8-O-V17-O-O-O-C-R1	2" BSP	460 L/MIN	£284.84	€ 384.54	R732G25	£73.11	€ 98.70
ZZ004817	FCR-7-33-G25-B8-O-V17-O-O-O-C-R1	2" BSP	580 L/MIN	£277.16	€ 374.16	R733G25	£73.11	€ 98.70

The given flow rate values refer to applications with mineral oil having viscosity of 30 cSt at working temperature. For applications with different fluid or working conditions, a corrective factor must be applied by referring to the technical information.

OPTIONAL EXTRAS CONTINUED ON NEXT PAGE

OPTIONAL EXTRAS

VITON SEALS	NETT. PRICE	
	£ STERLING	€ EUROS
FCR-7-11 Series	£44.26	€ 59.75
FCR-7-20 series	£64.82	€ 87.50
FCR-7-30 Series	£84.99	€ 114.73
SECONDARY PORTS		
All series	£4.95	€ 6.68
MAGNETS		
FCR-7-11 Series	£23.99	€ 32.39
FCR-7-20 series	£44.12	€ 59.56
FCR-7-30 Series	£64.02	€ 86.42
DIFFUSERS		
FCR-7-11	£45.06	€ 60.82
FCR-7-12	£45.06	€ 60.82
FCR-7-13	£48.08	€ 64.91
FCR-7-14	£51.28	€ 69.23
FCR-7-20	£74.39	€ 100.43
FCR-7-21	£97.77	€ 131.98
FCR-7-22	£105.47	€ 142.39
FCR-7-30	£75.33	€ 101.69
FCR-7-31	£82.80	€ 111.78
FCR-7-32	£90.33	€ 121.95
FCR-7-33	£99.46	€ 134.27
FILLER CAP		
FCR-7-20 series	£12.82	€ 17.31
FCR-7-30 Series	£15.05	€ 20.31
INDICATORS		
R2 Pressure switch O.C 1.3 Bar 18.85 Psi O.C	£29.38	€ 39.66
R3 Pressure switch C.C 1.3 Bar 18.85 Psi C.C	£28.94	€ 39.07
R7 Pressure vacuum gauge -1.5 Bar -14.5 Bar -72.5Psi	£10.15	€ 13.71



# FILTREC LOW PRESSURE INLINE FILTER

## INLINE SPIN-ON FILTER FA-4



www.flowfitonline.com  
TECH. DATA SHEET  
**FTF06**



### FILTER HOUSING TECHNICAL INFORMATION

**Description:** In line pressure and return spin-on filter assemblies.

**Max flow rate:** 200 l/min (53 gpm)

**Max working pressure:** As per NFPA T 3.10.17

**Test pressure:** As per NFPA T 3.10.17

**Burst pressure:** As per NFPA T 3.10.17

**Pressure fatigue test:** As per NFPA T 3.10.17

**Connection Ports:** BSP, NPT

**By-pass setting:** 3,5 Bar (50 psi)

**Indicator:** Visual and electrical

**Working temperature:** -25°C +120°C (-13°F +248°F)

**Materials:** •Head: aluminium

•Housing: carbon steel + aluminium

•Seal: Buna-N (NBR) / Viton®

**Fluids compatibility:** ISO 2943: Filter assembly compatible with mineral oils and some synthetic or vegetable oils. With other fluid applications please contact Filtrtec S.p.A.

### FILTER ELEMENT

**Filter media:** Microglass fiber 3, 6, 10, 15, 25, 40 µm

Cellulose 10, 25 µm

Wire mesh 150 µm

**Collapse pressure:** As per ISO 2941

FA-4- 1 X	FA-4-21
500 psi	348 psi
754 psi	522 psi
1.000 psi	798 psi
0-500 psi*	0-348 psi*

\* > 100.000 cycles

FA-4-1X	FA-4-21
15 Bar	12 Bar

ORDER CODE	DESCRIPTION	PORTS	FLOW RATE	NETT. PRICE		ELEMENT	NETT. PRICE	
				£ STERLING	€ EUROS		£ STERLING	€ EUROS
<b>10 MICRON CELLULOSE</b>								
ZZ004883	FA-4-05-C10-B4-D-Z34	3/4" BSP	50 L/MIN	£68.73	€ 92.79	A405C10	£29.15	€ 37.02
ZZ004884	FA-4-11-C10-B4-D-Z34	3/4" BSP	60 L/MIN	£68.45	€ 92.41	A411C10	£36.13	€ 45.88
ZZ004885	FA-4-12-C10-B5-D-Z34	1" BSP	100 L/MIN	£71.45	€ 96.46	A412C10	£37.66	€ 47.82
ZZ004886	FA-4-13-C10-B5-D-Z34	1" BSP	100 L/MIN	£71.61	€ 96.67	A413C10	£41.08	€ 52.17
ZZ004887	FA-4-21-C10-B6-D-Z34	1 1/4" BSP	160 L/MIN	£93.16	€ 125.76	A421C10	£59.70	€ 75.82
<b>10 MICRON FIBREGLASS</b>								
ZZ004888	FA-4-05-G10-B4-D-Z34	3/4" BSP	40 L/MIN	£68.30	€ 92.21	A405G10	£35.91	€ 45.61
ZZ004889	FA-4-11-G10-B4-D-Z34	3/4" BSP	50 L/MIN	£69.76	€ 94.18	A411G10	£38.19	€ 48.49
ZZ004890	FA-4-12-G10-B5-D-Z34	1" BSP	80 L/MIN	£71.78	€ 96.90	A412G10	£41.34	€ 52.50
ZZ004891	FA-4-13-G10-B5-D-Z34	1" BSP	100 L/MIN	£73.87	€ 99.72	A413G10	£44.60	€ 56.64
ZZ004892	FA-4-21-G10-B6-D-Z34	1 1/4" BSP	120 L/MIN	£97.47	€ 131.59	A421G10	£66.46	€ 84.40
<b>25 MICRON FIBREGLASS</b>								
ZZ004893	FA-4-05-G25-B4-D-Z34	3/4" BSP	50 L/MIN	£68.23	€ 92.11	A405G25	£35.91	€ 45.61
ZZ004894	FA-4-11-G25-B4-D-Z34	3/4" BSP	60 L/MIN	£69.31	€ 93.57	A411G25	£38.18	€ 48.49
ZZ004895	FA-4-12-G25-B5-D-Z34	1" BSP	100 L/MIN	£71.78	€ 96.90	A412G25	£38.62	€ 49.04
ZZ004896	FA-4-13-G25-B5-D-Z34	1" BSP	100 L/MIN	£73.06	€ 98.63	A413G25	£43.32	€ 55.02
ZZ004897	FA-4-21-G25-B6-D-Z34	1 1/4" BSP	160 L/MIN	£95.98	€ 129.57	A421G25	£64.14	€ 81.45

The given flow rate values refer to applications with mineral oil having viscosity of 30 cSt at working temperature. For applications with different fluid or working conditions, a corrective factor must be applied by referring to the technical information.

### OPTIONAL EXTRAS

INDICATORS	NETT. PRICE	
	£ STERLING	€ EUROS
Z35 Differential electrical switch 2.7 Bar 39 Psi	£2.45	€ 3.30

# FILTREC SUCTION LINE FILTERS

## SUCTION LINE SPIN-ON FILTER FA-1



www.flowfitonline.com  
TECH. DATA SHEET  
**FTF07**



### FILTER HOUSING TECHNICAL INFORMATION

**Description:** In line low-pressure spin-on filter assemblies, suction and return lines.

**Max flow rate:** 300 l/min (79 gpm)

**Max working pressure:** As per NFPA T 3.10.17: 12 Bar (175 psi)

**Test pressure:** As per NFPA T 3.10.17: 15 Bar (217.5 psi)

**Burst pressure:** As per NFPA T 3.10.17: 20 Bar (290 psi)

**Connection Ports:** BSP

**By-pass setting:** suction line 0,25 Bar (3.6 psi) return line 1,7 Bar (24.6 psi)

**Indicator:** Visual and electrical

**Working temperature:** 25°C +120°C (-13°F +248°F)

**Materials:** •Head: aluminium

•Housing: carbon steel

•Seal: Buna-N

**Fluids compatibility:** ISO 2943: Filter assembly compatible with mineral oils and some synthetic or vegetable oils. With other fluid applications please contact Filtrac S.p.A.

### FILTER ELEMENT

**Filter media:** Microglass fiber 3,6,10,25 µm

Cellulose 10,25 µm

Wire mesh 60, 125 µm

**Collapse pressure:** as per ISO 2941: 4 Bar (58 psi)

ORDER CODE	DESCRIPTION	PORTS	FLOW RATE	NETT. PRICE	ELEMENT	NETT. PRICE
<b>SUPPLIED WITH VACUUM GAUGE INDICATOR AND BYPASS VALVE</b>						
<b>60 MICRON WIREMESH</b>						
				£ STERLING	€ EUROS	£ STERLING € EUROS
ZZ004898	FA-1-10-T60-B4-S-S1	3/4" BSP	30 L/MIN	£47.44	€ 64.04	A110T60 £15.58 € 21.04
ZZ004899	FA-1-11-T60-B4-S-S1	3/4" BSP	35 L/MIN	£48.42	€ 65.36	A111T60 £29.49 € 39.82
ZZ004900	FA-1-20-T60-B6-S-S1	1 1/4" BSP	95 L/MIN	£65.11	€ 87.90	A120T60 £26.16 € 35.31
ZZ004901	FA-1-21-T60-B6-S-S1	1 1/4" BSP	100 L/MIN	£70.68	€ 95.41	A121T60 £44.52 € 60.10
ZZ004902	FA-1-30-T60-B7-S-S1 * 2 elements	1 1/2" BSP	150 L/MIN	£82.36	€ 111.19	A120T60 £26.16 € 35.31
ZZ004903	FA-1-31-T60-B7-S-S1 * 2 elements	1 1/2" BSP	150 L/MIN	£88.48	€ 119.45	A121T60 £44.52 € 60.10
ZZ004904	FA-1-40-T60-B7-S-S1 * 2 elements	1 1/2" BSP	150 L/MIN	£215.65	€ 291.13	A120T60 £38.96 € 52.59
<b>125 MICRON WIREMESH</b>						
ZZ004905	FA-1-10-T125-B4-S-S1	3/4" BSP	30 L/MIN	£35.62	€ 48.08	A110T125 £14.47 € 19.53
ZZ004906	FA-1-11-T125-B4-S-S1	3/4" BSP	35 L/MIN	£52.91	€ 71.43	A111T125 £33.39 € 45.08
ZZ004907	FA-1-20-T125-B6-S-S1	1 1/4" BSP	95 L/MIN	£48.42	€ 65.36	A120T125 £26.16 € 35.31
ZZ004908	FA-1-21-T125-B6-S-S1	1 1/4" BSP	100 L/MIN	£66.78	€ 90.15	A121T125 £40.62 € 54.84
ZZ004909	FA-1-30-T125-B7-S-S1 * 2 elements	1 1/2" BSP	150 L/MIN	£82.36	€ 111.19	A120T125 £26.16 € 35.31
ZZ004910	FA-1-31-T125-B7-S-S1 * 2 elements	1 1/2" BSP	150 L/MIN	£151.17	€ 204.08	A121T125 £44.52 € 60.10
ZZ004911	FA-1-40-T125-B7-S-S1 * 2 elements	1 1/2" BSP	150 L/MIN	£234.42	€ 316.47	A120T125 £38.96 € 52.59

The given flow rate values refer to applications with mineral oil having viscosity of 30 cSt at working temperature. For applications with different fluid or working conditions, a corrective factor must be applied by referring to the technical information.

### OPTIONAL EXTRAS

INDICATORS	NETT. PRICE
	£ STERLING € EUROS
S2 Vacuum switch -0.2 bar setting O.C. (-2.9 psi)	£20.97 € 28.31
S3 Vacuum switch 0.2 bar setting C.C. (-2.9 psi)	£17.72 € 23.93
S4 Vacuum switch view -0.3 bar setting (-4.35 psi)	£10.02 € 13.52



# FILTREC SUCTION STRAINERS

## SUCTION STRAINERS FS-1



www.flowfitonline.com  
TECH. DATA SHEET  
**FTF08**



### FILTER HOUSING TECHNICAL INFORMATION

**Description:** Suction strainers for fluid reservoirs.

**Max flow rate:** 500 l/min (132 gpm)

**Collapse pressure:** 14,5 psi

**Port Connection:** BSP (NPT on request)

**By-pass:** No by-pass or 0,25 bar (3,6 psi) setting

**Working temperature:** -25°C + 100°C (-13°F +212°F)

**Materials:** •Head: nylon

•Endcap: zinc plated carbon steel

•By-pass: NBR

**Filter media:** Wire mesh 125 µm (60 and 250 µm on request)

**Fluids compatibility:** ISO 2943: Filter assembly compatible with mineral oils and some synthetic or vegetable oils.

For other fluids please contact our Customer Service (info@filtrec.it).

ORDER CODE	FLOW RATE	THREAD	LENGTH	O/D	NETT. PRICE	
125 MICRON WIREMESH						
					£ STERLING	€ EUROS
FS110B2T125	12 L/MIN	3/8" BSP	91mm	46mm	£8.59	€ 11.60
FS111B3T125	15 L/MIN	1/2" BSP	106mm	46mm	£8.69	€ 11.74
FS120B4T125	30 L/MIN	3/4" BSP	109mm	64mm	£9.93	€ 13.41
FS121B5T125	35 L/MIN	1" BSP	139mm	64mm	£10.37	€ 14.00
FS130B5T125	40 L/MIN	1" BSP	139mm	86mm	£12.69	€ 17.14
FS130B6T125	45 L/MIN	1 1/4" BSP	139mm	86mm	£12.40	€ 16.74
FS130B7T125	50 L/MIN	1 1/2" BSP	139mm	86mm	£12.40	€ 16.74
FS133B7T125	90 L/MIN	1 1/2" BSP	200mm	86mm	£13.81	€ 18.64
FS134B8T125	120 L/MIN	2" BSP	260mm	86mm	£15.44	€ 20.84
FS140B7T125	95 L/MIN	1 1/2" BSP	151mm	150mm	£21.17	€ 28.58
FS140B8T125	100 L/MIN	2" BSP	151mm	150mm	£20.44	€ 27.60
FS142B9T125	180 L/MIN	2 1/2" BSP	212mm	150mm	£23.44	€ 31.64
FS143B10T125	300 L/MIN	3" BSP	272mm	150mm	£26.05	€ 35.17
FS150B2T125	15 L/MIN	3/8" BSP	84mm	54mm	£9.69	€ 13.08
FS150B3T125	20 L/MIN	1/2" BSP	84mm	54mm	£10.30	€ 13.91
FS160B3T125	20 L/MIN	1/2" BSP	104mm	72.5mm	£12.19	€ 16.46
FS160B4T125	30 L/MIN	3/4" BSP	104mm	72.5mm	£12.12	€ 16.36
FS160B5T125	45 L/MIN	1" BSP	104mm	72.5mm	£12.12	€ 16.36
FS160B6T125	55 L/MIN	1 1/4" BSP	104mm	72.5mm	£13.07	€ 17.65
FS162B3T125	25 L/MIN	1/2" BSP	148mm	72.5mm	£13.11	€ 17.70
FS162B4T125	40 L/MIN	3/4" BSP	148mm	72.5mm	£13.79	€ 18.61
FS162B5T125	55 L/MIN	1" BSP	148mm	72.5mm	£13.88	€ 18.74
FS162B6T125	60 L/MIN	1 1/4" BSP	148mm	72.5mm	£13.88	€ 18.74
FS170B5T125	60 L/MIN	1" BSP	155mm	102mm	£17.75	€ 23.96
FS170B6T125	80 L/MIN	1 1/4" BSP	155mm	102mm	£16.86	€ 22.77
FS170B7T125	90 L/MIN	1 1/2" BSP	155mm	102mm	£17.78	€ 24.00
FS170B8T125	100 L/MIN	2" BSP	155mm	102mm	£17.75	€ 23.96
FS173B5T125	60 L/MIN	1" BSP	195mm	102mm	£23.09	€ 31.17
FS173B6T125	90 L/MIN	1 1/4" BSP	195mm	102mm	£23.11	€ 31.20
FS173B7T125	120 L/MIN	1 1/2" BSP	195mm	102mm	£23.11	€ 31.20
FS173B8T125	130 L/MIN	2" BSP	195mm	102mm	£22.37	€ 30.19
FS176B5T125	65 L/MIN	1" BSP	228mm	102mm	£25.55	€ 34.49
FS176B6T125	110 L/MIN	1 1/4" BSP	228mm	102mm	£25.55	€ 34.49
FS176B7T125	130 L/MIN	1 1/2" BSP	228mm	102mm	£25.69	€ 34.69
FS176B8T125	140 L/MIN	2" BSP	228mm	102mm	£25.69	€ 34.69
FS179B5T125	25 L/MIN	1" BSP	110mm	102mm	£17.84	€ 24.08
FS180B8T125	140 L/MIN	2" BSP	202mm	132.5mm	£32.67	€ 44.10
FS180B9T125	160 L/MIN	2 1/2" BSP	202mm	132.5mm	£31.87	€ 43.02
FS180B10T125	200 L/MIN	3" BSP	202mm	132.5mm	£32.67	€ 44.10
FS181B8T125	130 L/MIN	2" BSP	162mm	132.5mm	£39.20	€ 52.92
FS181B10T125	190 L/MIN	3" BSP	162mm	132.5mm	£33.60	€ 45.36

The given flow rate values refer to applications with mineral oil having viscosity of 30 cSt at working temperature. For applications with different fluid or working conditions, a corrective factor must be applied by referring to the technical information.

## FILTREC SUCTION FILTERS

### TANK TOP SUCTION FILTERS FS-7



www.flowfitonline.com  
TECH. DATA SHEET  
**FTF09**



#### FILTER HOUSING TECHNICAL INFORMATION

**Description:** Side tank suction filters mounted below oil level. No need to drain oil from tank when replacing element.

**Max flow rate:** 160 l/min (42 gpm)

**Indicator:** Visual or electrical

**By-pass setting:** No by-pass or 0,3 Bar setting (4,35 psi)

**Working temperature:** -25°C + 100°C (-13°F +212°F)

**Materials:**

- Cover: nylon
- Housing: aluminium
- Seal: Buna-N / Viton®

**Fluids compatibility:** ISO 2943: Filter assembly compatible with mineral oils and some synthetic or vegetable oils. With other fluid applications please contact Filtrec S.p.A.

#### FILTER ELEMENT

**Filter media:** Cellulose 10, 25 µm  
Wire mesh 60, 125, 250 µm

ORDER CODE	DESCRIPTION	PORTS	FLOW RATE	NETT. PRICE		ELEMENT	NETT. PRICE	
10 MICRON CELLULOSE								
				£ STERLING	€ EUROS		£ STERLING	€ EUROS
ZZ004912	FS-7-41-C10-B7-0-B-O-P-S5	1 1/2" BSP	50 L/MIN	£136.58	€ 173.46	S741C10	£35.05	€ 47.32
125 MICRON WIREMESH								
ZZ004913	FS-7-41-T125-B7-0-B-O-P-S5	1 1/2" BSP	100 L/MIN	£135.56	€ 172.15	S741T125	£40.23	€ 51.09

The given flow rate values refer to applications with mineral oil having viscosity of 30 cSt at working temperature. For applications with different fluid or working conditions, a corrective factor must be applied by referring to the technical information.

#### OPTIONAL EXTRAS

	NETT. PRICE	
	£ STERLING	€ EUROS
Secondary port	£10.29	€ 13.89
Magnet	£2.23	€ 3.01
INDICATORS		
S6 Vacuum switch -0.2 Bar setting	£48.08	€ 64.91

# FILTREC MEDIUM PRESSURE FILTERS

## INLINE MEDIUM PRESSURE FILTERS F100 MAX WORKING UPTO 100BAR



www.flowfitonline.com  
TECH. DATA SHEET  
**FTF10**



### FILTER HOUSING TECHNICAL INFORMATION

**Description:** In line medium pressure filter assembly with cleanable or disposable elements

**Max flow rate:** 400 l/min (105.5 gpm)

**Max working pressure:** As per NFPA T 3.10.5.1:

**Test pressure:** As per NFPA T 3.10.5.1:

**Burst pressure:** As per NFPA T 3.10.5.1:

F100-XD040/063/100	F100-XD160/250/400
100 Bar (1450 psi)	80 Bar (1160 psi)
150 Bar (2176 psi)	120 Bar (1740 psi)
300 Bar (4351 psi)	200 Bar (2900 psi)

**Connection Ports:** BSP, NPT

**By-pass:** No By-pass or 6 Bar (87 psi) setting

**Working temperature:** -25°C +120°C (-13°F +248°F)

**Materials:** •Head: aluminium

•Bowl: aluminium

•Seal: Buna-N / Viton®

**Fluids compatibility:** ISO 2943: Filter assembly compatible with mineral oils and some synthetic or vegetable oils. With other fluid applications please contact Filtrac S.p.A.

### FILTER ELEMENT

**Filter media:** Filter element dimensions according to DIN 24550  
Microglass fiber 3, 6, 10, 15, 25 µ, cellulose 10 µ

**Collapse pressure:** As per ISO 2941: 21 Bar (305 psi) and 210 Bar (3045 psi)

ORDER CODE	DESCRIPTION	PORTS	FLOW RATE	NETT. PRICE	ELEMENT	NETT. PRICE		
<b>COMPLETE WITH LOW COLLAPSE ELEMENT, VISUAL INDICATOR AND BYPASS</b>								
<b>10 MICRON FIBREGLASS</b>								
				<b>£ STERLING</b>	<b>€ EUROS</b>			
				<b>£ STERLING</b>	<b>€ EUROS</b>			
ZZ004914	F100-XD-040-G10-A-B5-D-S-Z30	1" BSP	40 L/MIN	£154.31	€ 208.32	XD040G10A	£44.56	€ 60.16
ZZ004915	F100-XD-063-G10-A-B5-D-S-Z30	1" BSP	60 L/MIN	£161.56	€ 218.11	XD063G10A	£46.84	€ 63.23
ZZ004916	F100-XD-100-G10-A-B5-D-S-Z30	1" BSP	100 L/MIN	£174.99	€ 236.24	XD100G10A	£52.11	€ 70.35
ZZ004917	F100-XD-160-G10-A-B7-D-S-Z30	1 1/2" BSP	160 L/MIN	£169.40	€ 228.69	XD160G10A	£63.44	€ 85.65
ZZ004918	F100-XD-250-G10-A-B7-D-S-Z30	1 1/2" BSP	250 L/MIN	£174.86	€ 236.06	XD250G10A	£63.44	€ 85.65
ZZ004919	F100-XD-400-G10-A-B7-D-S-Z30	1 1/2" BSP	400 L/MIN	£225.34	€ 304.21	XD400G10A	£115.06	€ 155.33
<b>25 MICRON FIBREGLASS</b>								
ZZ004920	F100-XD-040-G25-A-B5-D-S-Z30	1" BSP	60 L/MIN	£154.31	€ 208.32	XD040G25A	£44.56	€ 60.16
ZZ004921	F100-XD-063-G25-A-B5-D-S-Z30	1" BSP	100 L/MIN	£161.56	€ 218.11	XD063G25A	£46.84	€ 63.23
ZZ004922	F100-XD-100-G25-A-B5-D-S-Z30	1" BSP	160 L/MIN	£174.99	€ 236.24	XD100G25A	£52.11	€ 70.35
ZZ004923	F100-XD-160-G25-A-B7-D-S-Z30	1 1/2" BSP	200 L/MIN	£169.87	€ 229.32	XD160G25A	£63.44	€ 85.65
ZZ004924	F100-XD-250-G25-A-B7-D-S-Z30	1 1/2" BSP	300 L/MIN	£174.86	€ 236.06	XD250G25A	£63.44	€ 85.65
ZZ004925	F100-XD-400-G25-A-B7-D-S-Z30	1 1/2" BSP	400 L/MIN	£225.34	€ 304.21	XD400G25A	£115.06	€ 155.33

The given flow rate values refer to applications with mineral oil having viscosity of 30 cSt at working temperature. For applications with different fluid or working conditions, a corrective factor must be applied by referring to the technical information.

### OPTIONAL EXTRAS

	NETT. PRICE
<b>VITON SEALS</b>	
	<b>£ STERLING</b>
F100-XD040, XD063 & XD100	£7.19
F100-XD160, XD250 & XD400	£7.19
	<b>€ EUROS</b>
	€ 9.71
	€ 9.71
<b>INDICATORS</b>	
Z31 Differential electrical visual 5 Bar 7.2 Psi	£34.20
Z32 Differential visual switch 8 Bar 116 Psi	£24.84
Z33 Differential electrical visual 8 Bar 116 Psi	£34.20
	€ 46.17
	€ 33.54
	€ 46.17

## INLINE MEDIUM PRESSURE FILTERS FD-3 UPTO 110BAR



www.flowfitonline.com  
TECH. DATA SHEET  
**FTF11**



### FILTER HOUSING TECHNICAL INFORMATION

**Description:** In line medium pressure filter assembly with reusable or disposable element.

**Max flow rate:** 40 l/min (10,5 gpm)

**Max working pressure:** As per NFPA T 3.10.5.1: 110 Bar (1595 psi)

**Test pressure:** As per NFPA T 3.10.5.1: 160 Bar (2320 psi)

**Burst pressure:** As per NFPA T 3.10.5.1: 330 Bar (4785 psi)

**Fatigue test:** > 1.000.000 cycles 0-80 Bar, as per NFPA T 3.10.5.1

**Connection Ports:** BSP, NPT

**By-pass:** No by-pass or 6 Bar (87 psi) setting

**Indicator:** Differential visual and differential electrical visual , 5 Bar (72.5 psi) setting.

**Working temperature:** -25°C + 120°C (-13°F +248°F)

**Materials:** •Head: aluminium

•Bowl: aluminium

•Seal: Buna-N / Viton®

**Fluids compatibility:** ISO 2943: Filter assembly compatible with mineral oils and some synthetic or applications please contact Filtrac S.p.A.vegetable oils. With other fluid

### FILTER ELEMENT

**Filter media:** Microglass fiber 3,6,10,25 µm

Cellulose 10,25 µm

Wire mesh 10, 25, 60, 125 µm

**Collapse pressure:** as per ISO 2941: 21 Bar (305 psi)

ORDER CODE	DESCRIPTION	PORTS	FLOW RATE	NETT. PRICE		ELEMENT	NETT. PRICE	
COMPLETE WITH LOW COLLAPSE ELEMENT, VISUAL INDICATOR AND BYPASS								
10 MICRON CELLULOSE								
				£ STERLING	€ EUROS		£ STERLING	€ EUROS
ZZ004926	FD-3-10-C10-A-B3-D-T-Z12	1/2" BSP	40 L/MIN	£89.06	€ 120.23	D310C10A	£16.00	€ 21.60
ZZ004927	FD-3-11-C10-A-B3-D-T-Z12	1/2" BSP	50 L/MIN	£106.53	€ 143.82	D311C10A	£18.36	€ 24.79
10 MICRON FIBREGLASS								
ZZ004928	FD-3-10-G10-A-B3-D-T-Z12	1/2" BSP	30 L/MIN	£98.48	€ 132.95	D310G10A	£18.36	€ 24.79
ZZ004929	FD-3-11-G10-A-B3-D-T-Z12	1/2" BSP	40 L/MIN	£114.51	€ 154.59	D311G10A	£26.71	€ 36.06
25 MICRON FIBREGLASS								
ZZ004930	FD-3-10-G25-A-B3-D-T-Z12	1/2" BSP	35 L/MIN	£95.58	€ 129.04	D310G25A	£16.70	€ 22.54
ZZ004931	FD-3-11-G25-A-B3-D-T-Z12	1/2" BSP	45 L/MIN	£112.97	€ 152.51	D311G25A	£22.26	€ 30.05

The given flow rate values refer to applications with mineral oil having viscosity of 30 cSt at working temperature. For applications with different fluid or working conditions, a corrective factor must be applied by referring to the technical information.

### OPTIONAL EXTRAS

	NETT. PRICE	
	£ STERLING	€ EUROS
Z13 differential electrical visual indicator 5 Bar 72.5 Psi	£34.20	€ 46.17

# INLINE MEDIUM PRESSURE FILTERS F160 UPTO 160BAR



www.flowfitonline.com  
TECH. DATA SHEET  
**FTF12**



### FILTER HOUSING TECHNICAL INFORMATION

**Description:** In line medium pressure filter assembly with cleanable or disposable elements

**Max flow rate:** 400 l/min (105.5 gpm)

**Max working pressure:** As per NFPA T 3.10.5.1: 160 Bar (2320 psi)

**Test pressure:** As per NFPA T 3.10.5.1: 240 Bar (3480 psi)

**Burst pressure:** As per NFPA T 3.10.5.1: 480 Bar (6962 psi)

**Connection Ports:** BSP, NPT

**By-pass:** No By-pass or 6 Bar (87 psi) setting

**Working temperature:** -25°C + 120°C (-13°F +248°F)

- Materials:**
- Head: Cast iron
  - Bowl: Aluminium
  - Seal: Buna-N / Viton<sup>®</sup>

**Fluids compatibility:** ISO 2943: Filter assembly compatible with mineral oils and some synthetic or vegetable oils. With other fluid applications please contact Filtrec S.p.A.

### FILTER ELEMENT

**Filter media:** Filter element dimensions according to DIN 24550  
Microglass fiber 3, 6, 10, 15, 25 µ, cellulose 10 µ

**Collapse pressure:** As per ISO 2941: 21 Bar (305 psi) and 210 Bar (3045 psi)

ORDER CODE	DESCRIPTION	PORTS	FLOW RATE	NETT. PRICE		ELEMENT	NETT. PRICE	
				£ STERLING	€ EUROS		£ STERLING	€ EUROS
<b>COMPLETE WITH LOW COLLAPSE ELEMENTS, VISUAL INDICATOR AND BYPASS VALVE</b>								
<b>10 MICRON FIBREGLASS</b>								
ZZ004932	F160-XD040-G10-A-B5-D-S-Z30	1" BSP	40 L/MIN	£143.62	€ 193.89	XD040G10A	£44.56	€ 60.16
ZZ004933	F160-XD063-G10-A-B5-D-S-Z30	1" BSP	60 L/MIN	£148.68	€ 200.72	XD063G10A	£46.84	€ 63.23
ZZ004934	F160-XD100-G10-A-B5-D-S-Z30	1" BSP	100 L/MIN	£157.93	€ 213.21	XD100G10A	£52.11	€ 70.35
ZZ004935	F160-XD160-G10-A-B7-D-S-Z30	1 1/2" BSP	160 L/MIN	£242.08	€ 326.80	XD160G10A	£63.44	€ 85.65
ZZ004936	F160-XD250-G10-A-B7-D-S-Z30	1 1/2" BSP	250 L/MIN	£256.03	€ 345.64	XD250G10A	£63.44	€ 85.65
ZZ004937	F160-XD400-G10-A-B7-D-S-Z30	1 1/2" BSP	400 L/MIN	£324.73	€ 438.39	XD400G10A	£115.06	€ 155.33
<b>25 MICRON FIBREGLASS</b>								
ZZ004938	F160-XD063-G25-A-B3-D-S-Z30	1/2" BSP	60 L/MIN	£148.68	€ 200.72	XD063G25A	£46.84	€ 63.23
ZZ004939	F160-XD063-G25-A-B5-D-S-Z30	1" BSP	100 L/MIN	£148.68	€ 200.72	XD063G25A	£46.84	€ 63.23
ZZ004940	F160-XD100-G25-A-B5-D-S-Z30	1" BSP	160 L/MIN	£157.93	€ 213.21	XD100G25A	£52.11	€ 70.35
ZZ004941	F160-XD160-G25-A-B7-D-S-Z30	1 1/2" BSP	200 L/MIN	£242.08	€ 326.80	XD160G25A	£63.44	€ 85.65
ZZ004942	F160-XD250-G25-A-B7-D-S-Z30	1 1/2" BSP	300 L/MIN	£256.03	€ 345.64	XD250G25A	£63.44	€ 85.65
ZZ004943	F160-XD400-G25-A-B7-D-S-Z30	1 1/2" BSP	400 L/MIN	£428.76	€ 578.82	XD400G25A	£115.06	€ 155.33

The given flow rate values refer to applications with mineral oil having viscosity of 30 cSt at working temperature. For applications with different fluid or working conditions, a corrective factor must be applied by referring to the technical information.

### OPTIONAL EXTRAS

INDICATORS	NETT. PRICE	
	£ STERLING	€ EUROS
Z31 Differential electrical visual 5 Bar 72.5Psi	£34.20	€ 46.17
Z32 Differential visual switch 8 Bar 116 Psi	£24.84	€ 33.54
Z33 Differential electrical visual 8 Bar 116 Psi	£34.20	€ 46.17

## FILTREC HIGH PRESSURE FILTERS

### INLINE HIGH PRESSURE FILTERS F280-D1 UPTO 280BAR



www.flowfitonline.com  
TECH. DATA SHEET  
**FTF13**



#### FILTER HOUSING TECHNICAL INFORMATION

**Description:** In line high pressure filter assembly with cleanable or disposable elements

**Max flow rate:** 400 l/min (105 gpm)

**Max working pressure:** As per NFPA T 3.10.5.1: 280 Bar ( 4060 psi)

**Test pressure:** As per NFPA T 3.10.5.1: 420 Bar (6091,5 psi)

**Burst pressure:** As per NFPA T 3.10.5.1: 840 Bar ( 12180 psi)

**Connection Ports:** BSP, NPT, Metric

**By-pass:** No by-pass or 6 Bar (87 psi) setting

**Working temperature:** -25°C + 120°C (-13°F +248°F)

**Materials:** •Head: cast iron

•Bowl: extruded steel

•Seal: Buna-N / Viton®

**Fluids compatibility:** ISO 2943: Filter assembly compatible with mineral oils and some synthetic or vegetable oils. With other fluid applications please contact Filtrac S.p.A.

#### FILTER ELEMENT

**Filter media:** Microglass fiber 3, 6, 10, 15, 25 µm, cellulose 10 µm

**Collapse pressure:** As per ISO 2941: 21 Bar (305 psi) and 210 Bar (3045 psi)

ORDER CODE	DESCRIPTION	PORTS	FLOW RATE	NETT. PRICE		ELEMENT	NETT. PRICE		
COMPLETE WITH LOW COLLAPSE ELEMENTS, VISUAL INDICATOR AND BYPASS VALVE									
				£ STERLING	€ EUROS			£ STERLING	€ EUROS
<b>10 MICRON FIBREGLASS</b>									
ZZ004944	F280-D120-G10-A-B5-D-S-Z30	1" BSP	60 L/MIN	£126.82	€ 171.21	D120G10A	£30.90	€ 41.72	
ZZ004945	F280-D124-G10-A-B5-D-S-Z30	1" BSP	80 L/MIN	£134.93	€ 182.15	D124G10A	£36.11	€ 48.75	
ZZ004946	F280-D121-G10-A-B5-D-S-Z30	1" BSP	100 L/MIN	£141.93	€ 191.60	D121G10A	£43.07	€ 58.15	
ZZ004947	F280-D140-G10-A-B7-D-S-Z30	1 1/2" BSP	120 L/MIN	£273.64	€ 369.41	D140G10A	£45.75	€ 61.76	
ZZ004948	F280-D141-G10-A-B7-D-S-Z30	1 1/2" BSP	200 L/MIN	£309.41	€ 417.71	D141G10A	£62.98	€ 85.02	
ZZ004949	F280-D142-G10-A-B7-D-S-Z30	1 1/2" BSP	240 L/MIN	£418.03	€ 564.34	D142G10A	£101.65	€ 137.23	
<b>25 MICRON FIBREGLASS</b>									
ZZ004950	F280-D120-G25-A-B5-D-S-Z30	1" BSP	70 L/MIN	£125.95	€ 170.03	D120G25A	£29.79	€ 40.21	
ZZ004951	F280-D124-G25-A-B5-D-S-Z30	1" BSP	90 L/MIN	£134.93	€ 182.15	D124G25A	£36.11	€ 48.75	
ZZ004952	F280-D121-G25-A-B5-D-S-Z30	1" BSP	110 L/MIN	£139.93	€ 188.91	D121G25A	£40.56	€ 54.76	
ZZ004953	F280-D140-G25-A-B7-D-S-Z30	1 1/2" BSP	130 L/MIN	£270.02	€ 364.52	D140G25A	£41.21	€ 55.64	
ZZ004954	F280-D141-G25-A-B7-D-S-Z30	1 1/2" BSP	210 L/MIN	£309.41	€ 417.71	D141G25A	£62.98	€ 85.02	
ZZ004955	F280-D142-G25-A-B7-D-S-Z30	1 1/2" BSP	250 L/MIN	£416.93	€ 562.86	D142G25A	£100.28	€ 135.37	

The given flow rate values refer to applications with mineral oil having viscosity of 30 cSt at working temperature. For applications with different fluid or working conditions, a corrective factor must be applied by referring to the technical information.

#### OPTIONAL EXTRAS

INDICATORS	NETT. PRICE	
	£ STERLING	€ EUROS
Z31 Differential electrical visual 5 Bar 72.5Psi	£34.20	€ 46.17
Z32 Differential visual switch 8 Bar 116 Psi	£24.84	€ 33.54
Z33 Differential electrical visual 8 Bar 116 Psi	£34.20	€ 46.17



# CETOP 3 AND 5 HIGH PRESSURE FILTERS FDM-1 UPTO 315 BAR



www.flowfitonline.com  
TECH. DATA SHEET  
**FTF14**



### FILTER HOUSING TECHNICAL INFORMATION

**Description:** Modulare in line high pressure filter assembly with cleanable or disposable elements

**Max flow rate:** 15/45 l/min ( 4/12 gpm)

**Max working pressure:** As per NFPA T 3.10.5.1: 315 Bar (4560 psi)

**Test pressure:** As per NFPA T 3.10.5.1: 400 Bar (5800 psi)

**Burst pressure:** As per NFPA T 3.10.5.1: 945 Bar (13700 psi)

**Port connections:** CETOP - 03/05

**Indicator:** Visual and visual electric differential indicator setting 5 and 8 bar (72,5 and 116 psi)

**By-pass valve:** Without

**Working temperature:** -25°C + 120°C (-13°F +248°F)

**Materials:** •Head: steel

•Cover: steel

•Seal: Buna-N / Viton<sup>®</sup>

**Fluids compatibility:** ISO 2943: Filter assembly compatible with mineral oils and some synthetic or vegetable oils. With other fluid applications please contact Filtrec S.p.A.

### FILTER ELEMENT

**Filter element:** Microglass fiber 3,6,10,25 µm  
Wire mesh 10, 25 µm

**Collapse pressure:** As for ISO 2941: 21/210 Bar

ORDER CODE	DESCRIPTION	FLOW RATE	NETT. PRICE		ELEMENT	NETT. PRICE	
<b>COMPLETE WITH HIGH COLLAPSE ELEMENTS, VISUAL INDICATOR AND BYPASS VALVE</b>							
<b>3 MICRON FIBREGLASS</b>							
			<b>£ STERLING</b>	<b>€ EUROS</b>		<b>£ STERLING</b>	<b>€ EUROS</b>
ZZ004956	FDM-1-08-G03-B-D-Z12	6 L/MIN	£157.95	€ 213.23	D108G03B	£61.10	€ 82.48
ZZ004957	FDM-1-11-G03-B-D-Z12	18 L/MIN	£225.99	€ 305.09	D111G03B	£65.26	€ 88.10
<b>6 MICRON FIBREGLASS</b>							
ZZ004958	FDM-1-08-G06-B-D-Z12	8 L/MIN	£157.95	€ 213.23	D108G06B	£61.10	€ 82.48
ZZ004959	FDM-1-11-G06-B-D-Z12	24 L/MIN	£225.99	€ 305.09	D111G06B	£65.26	€ 88.10
<b>10 MICRON FIBREGLASS</b>							
ZZ004960	FDM-1-08-G10-B-D-Z12	8 L/MIN	£150.17	€ 202.73	D108G10B	£49.93	€ 67.40
ZZ004961	FDM-1-11-G10-B-D-Z12	24 L/MIN	£215.92	€ 291.49	D111G10B	£50.79	€ 68.56

The given flow rate values refer to applications with mineral oil having viscosity of 30 cSt at working temperature. For applications with different fluid or working conditions, a corrective factor must be applied by referring to the technical information.

### OPTIONAL EXTRAS

<b>VITON SEALS</b>		<b>NETT. PRICE</b>	
		<b>£ STERLING</b>	<b>€ EUROS</b>
FDM-1-08		£10.42	€ 14.06
FDM-1-11		£13.36	€ 18.03
<b>INDICATORS</b>			
Z13	Differential visual and electrical 5 Bar 72.5 Psi	£68.39	€ 92.32
Z17	Differential visual switch 8 Bar 116 Psi	£49.69	€ 67.08
Z18	Differential visual and electrical 8 Bar 116 Psi	£66.78	€ 90.15

# INLINE HIGH PRESSURE FILTERS F420-D1 SERIES



www.flowfitonline.com  
TECH. DATA SHEET  
**FTF15**



### TECHNICAL INFORMATION

**Pressure:** Max working 420 bar (6000 psi) (acc. to NFPA T 3.10.5.1)  
Burst 1260 bar (18300 psi) (acc. to NFPA T 3.10.5.1)

**Connection Ports:** 1/2"+1 1/2" BSP (other thread options on request)  
3/4"+1 1/2" SAE J518-6000

**Materials:** Head: cast iron Bowl: extruded steel Seal: Buna-N (FKM on request)

**By-pass:** No by-pass or 6 bar (90 psi) setting

**Filter Media:** Microglass fiber 4,5 – 7 – 12 – 18 – 27 µm(c) (acc. to ISO 16889)  
Cellulose 10 - 25 µm(c) (acc. to ISO 16889)

**Differential collapse pressure:** 21 bar (300 psi) or 210 bar (3000 psi) (acc. to ISO 2941)  
The Filtrac elements are tested also according to ISO 2942 and ISO 23181

**Working temperature:** -25°C +120°C (-13°F +248°F)

**Fluid compatibility** (acc. to ISO 2943): Full with HH-HL-HM-HV (acc. to ISO 6743/4).

CODE	DESCRIPTION	PORTS	MAX PRESSURE	FLOW RATE	NETT. PRICE		ELEMENT	NETT. PRICE	
					£ STERLING	€ EUROS		£ STERLING	€ EUROS
<b>3 MICRON FIBREGLASS</b>									
ZZ005634	F420-D1-10-G03-A-B-B3-D-T-Z30	1/2"	420 BAR	10LPM	£122.09	€ 164.83	D110G03A	£26.59	€ 35.89
ZZ005638	F420-D1-10-G03-A-B-B4-D-T-Z30	3/4"	420 BAR	12LPM	£116.82	€ 157.71	D110G03A	£26.59	€ 35.89
ZZ005642	F420-D1-11-G03-A-B-B3-D-T-Z30	1/2"	420 BAR	15LPM	£133.05	€ 179.61	D111G03A	£24.40	€ 32.94
ZZ005647	F420-D1-11-G03-A-B-B4-D-T-Z30	3/4"	420 BAR	18LPM	£133.47	€ 180.18	D111G03A	£24.40	€ 32.94
ZZ005654	F420-D1-12-G03-A-B-B4-D-T-Z30	3/4"	420 BAR	35LPM	£151.13	€ 204.02	D112G03A	£41.11	€ 55.50
ZZ005658	F420-D1-12-G03-A-B-B3-D-T-Z30	1/2"	420 BAR	20LPM	£147.03	€ 198.49	D112G03A	£41.11	€ 55.50
ZZ005662	F420-D1-20-G03-A-B-B4-D-T-Z30	3/4"	420 BAR	30LPM	£163.25	€ 220.39	D120G03A	£35.04	€ 47.30
ZZ005668	F420-D1-20-G03-A-B-B5-D-T-Z30	3/4"	420 BAR	40LPM	£149.69	€ 202.08	D120G03A	£35.04	€ 47.30
ZZ006605	F420-D1-40-G03-A-B-B5-D-T-Z30	1"	420 BAR	45LPM	£236.52	€ 319.31	D140G03A	£47.95	€ 64.74
ZZ006609	F420-D1-40-G03-A-B-B6-D-T-Z30	1 1/4"	420 BAR	65LPM	£259.50	€ 350.32	D140G03A	£47.95	€ 64.74
ZZ006613	F420-D1-40-G03-A-B-B7-D-T-Z30	1 1/2"	420 BAR	80LPM	£269.22	€ 363.45	D140G03A	£47.95	€ 64.74
<b>6 MICRON FIBREGLASS</b>									
ZZ005635	F420-D1-10-G06-A-B-B3-D-T-Z30	1/2"	420 BAR	18LPM	£123.68	€ 166.97	D110G06A	£26.59	€ 35.89
ZZ005639	F420-D1-10-G06-A-B-B4-D-T-Z30	3/4"	420 BAR	25LPM	£118.43	€ 159.88	D110G06A	£26.59	€ 35.89
ZZ005643	F420-D1-11-G06-A-B-B3-D-T-Z30	1/2"	420 BAR	21LPM	£133.81	€ 180.65	D111G06A	£24.40	€ 32.94
ZZ005651	F420-D1-11-G06-A-B-B4-D-T-Z30	3/4"	420 BAR	30LPM	£134.23	€ 181.21	D111G06A	£24.40	€ 32.94
ZZ005655	F420-D1-12-G06-A-B-B4-D-T-Z30	3/4"	420 BAR	50LPM	£147.34	€ 198.90	D112G06A	£41.11	€ 55.50
ZZ005659	F420-D1-12-G06-A-B-B3-D-T-Z30	1/2"	420 BAR	30LPM	£140.23	€ 189.31	D112G06A	£41.11	€ 55.50
ZZ005663	F420-D1-20-G06-A-B-B4-D-T-Z30	3/4"	420 BAR	50LPM	£161.02	€ 217.37	D120G06A	£30.39	€ 41.02
ZZ005669	F420-D1-20-G06-A-B-B5-D-T-Z30	1"	420 BAR	55LPM	£147.45	€ 199.06	D120G06A	£30.39	€ 41.02
ZZ006606	F420-D1-40-G06-A-B-B5-D-T-Z30	1"	420 BAR	70LPM	£231.09	€ 311.98	D140G06A	£47.95	€ 64.74
ZZ006610	F420-D1-40-G06-A-B-B6-D-T-Z30	1 1/4"	420 BAR	95LPM	£254.07	€ 342.99	D140G06A	£47.95	€ 64.74
ZZ006614	F420-D1-40-G06-A-B-B7-D-T-Z30	1 1/2"	420 BAR	120LPM	£263.79	€ 356.12	D140G06A	£47.95	€ 64.74
<b>10 MICRON FIBREGLASS</b>									
ZZ005636	F420-D1-10-G10-A-B-B3-D-T-Z30	1/2"	420 BAR	20LPM	£123.52	€ 166.75	D110G10A	£26.30	€ 35.51
ZZ005640	F420-D1-10-G10-A-B-B4-D-T-Z30	3/4"	420 BAR	40LPM	£118.27	€ 159.67	D110G10A	£26.30	€ 35.51
ZZ005644	F420-D1-11-G10-A-B-B3-D-T-Z30	1/2"	420 BAR	30LPM	£135.72	€ 183.23	D111G10A	£24.40	€ 32.94
ZZ005652	F420-D1-11-G10-A-B-B4-D-T-Z30	3/4"	420 BAR	50LPM	£135.66	€ 183.14	D111G10A	£24.40	€ 32.94
ZZ005656	F420-D1-12-G10-A-B-B4-D-T-Z30	3/4"	420 BAR	65LPM	£144.80	€ 195.47	D112G10A	£37.11	€ 50.09
ZZ005660	F420-D1-12-G10-A-B-B3-D-T-Z30	1/2"	420 BAR	50LPM	£140.57	€ 189.77	D112G10A	£37.11	€ 50.09
ZZ005664	F420-D1-20-G10-A-B-B4-D-T-Z30	3/4"	420 BAR	65LPM	£153.84	€ 207.68	D120G10A	£30.90	€ 41.72
ZZ005670	F420-D1-20-G10-A-B-B5-D-T-Z30	1"	420 BAR	80LPM	£140.27	€ 189.36	D120G10A	£30.90	€ 41.72
ZZ006607	F420-D1-40-G10-A-B-B5-D-T-Z30	1"	420 BAR	95LPM	£226.20	€ 305.37	D140G10A	£45.75	€ 61.76
ZZ006611	F420-D1-40-G10-A-B-B6-D-T-Z30	1 1/4"	420 BAR	130LPM	£249.18	€ 336.39	D140G10A	£45.75	€ 61.76
ZZ006615	F420-D1-40-G10-A-B-B7-D-T-Z30	1 1/2"	420 BAR	155LPM	£258.90	€ 349.51	D140G10A	£47.64	€ 64.31
<b>25 MICRON FIBREGLASS</b>									
ZZ005637	F420-D1-10-G25-A-B-B3-D-T-Z30	1/2"	420 BAR	22LPM	£118.98	€ 160.62	D110G25A	£21.26	€ 28.70
ZZ005641	F420-D1-10-G25-A-B-B4-D-T-Z30	3/4"	420 BAR	55LPM	£118.83	€ 160.42	D110G25A	£21.26	€ 28.70
ZZ005645	F420-D1-11-G25-A-B-B3-D-T-Z30	1/2"	420 BAR	35LPM	£132.16	€ 178.42	D111G25A	£23.16	€ 31.27
ZZ005653	F420-D1-11-G25-A-B-B4-D-T-Z30	3/4"	420 BAR	65LPM	£133.44	€ 180.15	D111G25A	£23.16	€ 31.27
ZZ005657	F420-D1-12-G25-A-B-B4-D-T-Z30	3/4"	420 BAR	100LPM	£142.67	€ 192.61	D112G25A	£33.52	€ 45.25
ZZ005661	F420-D1-12-G25-A-B-B3-D-T-Z30	1/2"	420 BAR	80LPM	£135.57	€ 183.01	D112G25A	£33.52	€ 45.25
ZZ005665	F420-D1-20-G25-A-B-B4-D-T-Z30	3/4"	420 BAR	95LPM	£155.77	€ 210.29	D120G25A	£29.79	€ 40.21
ZZ006604	F420-D1-20-G25-A-B-B5-D-T-Z30	1"	420 BAR	110LPM	£142.20	€ 191.97	D120G25A	£29.79	€ 40.21
ZZ006608	F420-D1-40-G25-A-B-B5-D-T-Z30	1"	420 BAR	140LPM	£227.79	€ 307.51	D140G25A	£41.21	€ 55.64
ZZ006612	F420-D1-40-G25-A-B-B6-D-T-Z30	1 1/4"	420 BAR	165LPM	£250.76	€ 338.53	D140G25A	£41.21	€ 55.64
ZZ006616	F420-D1-40-G25-A-B-B7-D-T-Z30	1 1/2"	420 BAR	190LPM	£260.55	€ 351.74	D140G25A	£41.21	€ 55.64

# FILTREC FILTERS

# FILTREC

# ACCESSORIES

PRODUCT	PAGE
CLOGGING INDICATORS	386
ELECTRIC LEVEL INDICATORS	397
ELECTRIC FLOATING LEVEL GAUGES	399
SIGHT GLASSES, PLUGS AND BREATHERS	405



**QUALITY PRODUCTS**



**FREE ADVICE**



## CLOGGING INDICATORS

www.flowfitonline.com  
TECH. DATA SHEET  
**FA01**



### TECHNICAL INFORMATION

Clogging indicators controlling and determining the moment when filter change should take place are available for the entire FILTREC assembly range.

#### ABSOLUTE pressure indicators

They measure the pressure in the filter vs the atmospheric one. Usually they are used on return line filters discharging in tank.

#### Clogging indicators

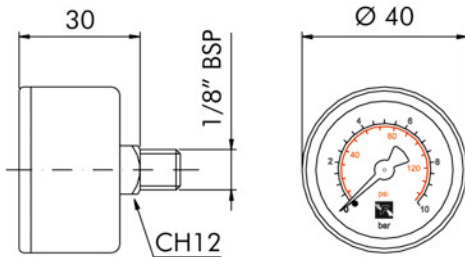
- **Visual:** The indicator is provided with a bar and a psi scale. The pointer indicates clog value.
- **Electrical:** Electrical signal indicates clog value. It is used in hard to reach areas, the signal is visible on a control panel through a led.

### DIFFERENTIAL pressure indicators

Differential pressure indicators measure the difference in pressure between the dirty and the clean side of the filter. They are not affected by atmospheric pressure. Usually they are used on pressure and return line filters.

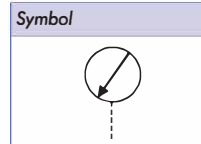
#### Clogging indicators:

- **Visual:** A colored indicator reports when pressure setting is reached:  
GREEN = differential pressure minor than setting value  
RED = differential pressure major than setting value
- **Electrical:** An electrical signal indicates when admissible differential pressure is reached. It is used in hard to reach areas, the signal is visible on a control panel through a luminous led.
- **Visual Electrical:** Both colored indicator and electrical signal indicate when pressure setting is reached.



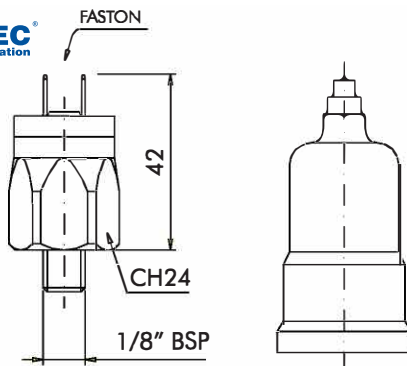
### PRESSURE GAUGE INDICATOR

- Housing in black ABS material



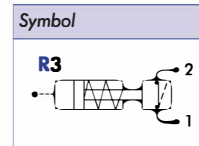
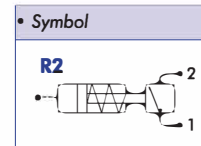
Code	Setting
<b>R1</b>	0 ÷ 10 bar (black color) 0 ÷ 145 psi (red color)

ORDER CODE	DESCRIPTION	SETTING	THREAD	NETT. PRICE	
				£ STERLING	€ EUROS
R1	PRESSURE GAUGE INDICATOR	0-10 BAR (BLACK) 0-145 PSI (RED)	1/8" BSP	£3.78	€ 5.10



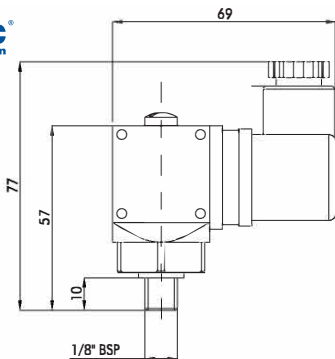
### PRESSURE SWITCH

- Current: 0,5 A resistive/ 0,2 A inductive
- Max voltage: 250V AC
- Cap: PVC



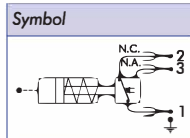
Code	Setting	Contact
<b>R2</b>	1,3 bar (18,85 psi)	N.A. O.C.
<b>R3</b>	1,3 bar (18,85 psi)	N.C. C.C.

ORDER CODE	DESCRIPTION	SETTING	THREAD	NETT. PRICE	
				£ STERLING	€ EUROS
R2	PRESSURE SWITCH	1.3 BAR 18.85 PSI N.A O.C	1/8" BSP	£13.86	€ 18.71
R3	PRESSURE SWITCH	1.3 BAR 18.85 PSI N.C C.C	1/8" BSP	£13.65	€ 18.43



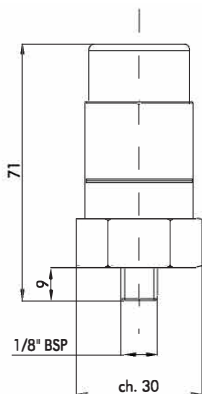
**PRESSURE SWITCH**

- Current: 5 A resistive
- Max voltage: 250V AC
- Protection: IP65 as per DIN 40050
- Setting range: 0,5 - 10 bar

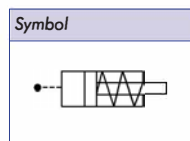


Code	Setting
<b>R4</b>	1,3 bar (18,85 psi)

ORDER CODE	DESCRIPTION	SETTING	THREAD	NETT. PRICE				
R4	PRESSURE SWITCH	1.3 BAR 18.85 PSI	1/8" BSP	<table border="0"> <tr> <td>£ STERLING</td> <td>€ EUROS</td> </tr> <tr> <td>£49.90</td> <td>€ 67.37</td> </tr> </table>	£ STERLING	€ EUROS	£49.90	€ 67.37
£ STERLING	€ EUROS							
£49.90	€ 67.37							

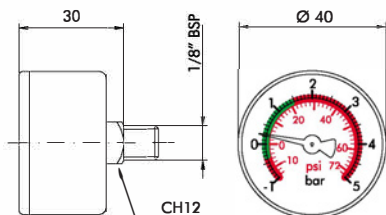


**VISUAL PRESSURE**



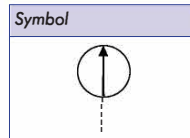
Code	Setting
<b>R6</b>	1,2 bar - 17,4 psi

ORDER CODE	DESCRIPTION	SETTING	THREAD	NETT. PRICE				
R6	VISUAL PRESSURE	1.2 BAR 17.4 PSI	1/8" BSP	<table border="0"> <tr> <td>£ STERLING</td> <td>€ EUROS</td> </tr> <tr> <td>£17.14</td> <td>€ 23.14</td> </tr> </table>	£ STERLING	€ EUROS	£17.14	€ 23.14
£ STERLING	€ EUROS							
£17.14	€ 23.14							



**PRESSURE VACUUM GAUGE**

- Housing in black ABS material



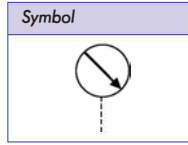
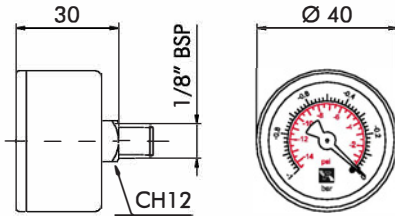
Code	Setting
<b>R7</b>	-1 ÷ 5 bar ( black color) - 14,5 ÷ 72,5 psi ( red color)

ORDER CODE	DESCRIPTION	SETTING	THREAD	NETT. PRICE				
R7	PRESURE VACUUM GAUGE	-1 TO 5BAR (BLACK) 14.5 TO 72.5 PSI (RED)	1/8" BSP	<table border="0"> <tr> <td>£ STERLING</td> <td>€ EUROS</td> </tr> <tr> <td>£4.79</td> <td>€ 6.47</td> </tr> </table>	£ STERLING	€ EUROS	£4.79	€ 6.47
£ STERLING	€ EUROS							
£4.79	€ 6.47							



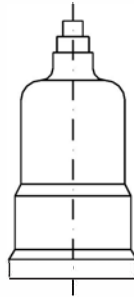
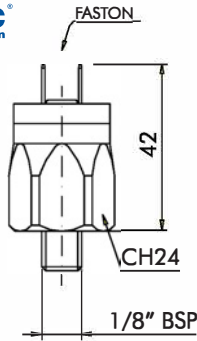
### VACUUM GAUGE

Housing in black ABS material



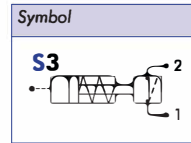
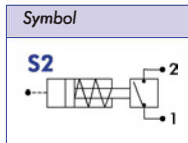
Code	Setting
<b>S1</b>	0 ÷ -1 bar (black color) 0 ÷ -14,5 psi (red color)

ORDER CODE	DESCRIPTION	SETTING	THREAD	NETT. PRICE	
				£ STERLING	€ EUROS
S1	VACUUM GAUGE	0 TO -1 BAR (BLACK) 0 TO 114.5 PSI (RED)	1/8" BSP	£5.63	€ 7.60



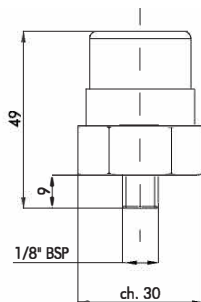
### VACUUM SWITCH

- Current: 0,5 A resistive/ 0,2 A inductive
- Max voltage: 250V AC
- Cap: PVC

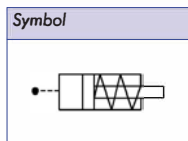


Code	Setting	Contact
<b>S2</b>	-0,2 bar (-2,9 psi)	N.A. O.C.
<b>S3</b>	-0,2 bar (-2,9 psi)	N.C. C.C.

ORDER CODE	DESCRIPTION	SETTING	THREAD	NETT. PRICE	
				£ STERLING	€ EUROS
S2	VACUUM SWITCH	-0.2 BAR (2.9 PSI) N.A O.C	1/8" BSP	£19.78	€ 26.70
S3	VACUUM SWITCH	-0.2 BAR -2.9 PSI N.C C.C	1/8" BSP	£16.72	€ 22.57



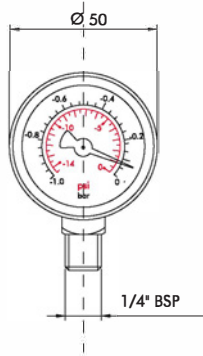
### VACUUM SWITCH VIEW



Code	Setting
<b>S4</b>	-0,3 bar / -4,35 psi

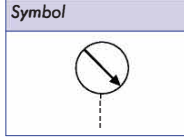
ORDER CODE	DESCRIPTION	SETTING	THREAD	NETT. PRICE	
				£ STERLING	€ EUROS
S4	VACUUM SWITCH VIEW	-0.3 BAR -4.35PSI	1/8" BSP	£9.45	€ 12.76





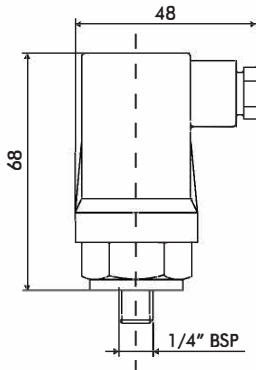
**VACUUM GAUGE**

Housing in black ABS material



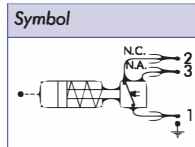
Code	Setting
<b>S5</b>	0 ÷ -1 bar (black color) 0 ÷ -14,5 psi (red color)

ORDER CODE	DESCRIPTION	SETTING	THREAD	NETT. PRICE	
				£ STERLING	€ EUROS
S5	VACUUM GAUGE	0 TO -1 BAR (BLACK) 0 TO -14.5 PSI (RED)	1/4" BSP	£3.03	€ 4.09



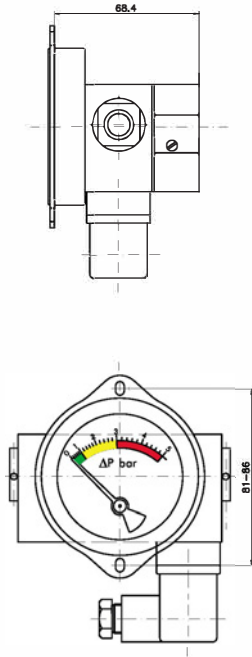
**VACUUM SWITCH**

- Current: 5 A resistive
- Max voltage: 250V AC
- Protection: IP65 as per DIN 40050



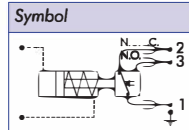
Code	Setting
<b>S6</b>	-0,2 bar (-2,9 psi)

ORDER CODE	DESCRIPTION	SETTING	THREAD	NETT. PRICE	
				£ STERLING	€ EUROS
S6	VACUUM SWITCH	-0.2 BAR -2.9 PSI	1/4" BSP	£45.36	€ 61.24



### DIFFERENTIAL ELECTRIC VISUAL SWITCH

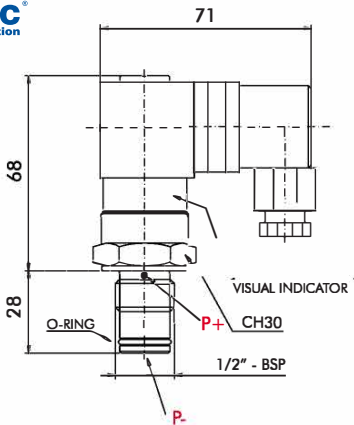
- Visual indicator:
- 0 ÷ 1 bar (14,5 psi) green
  - 1 ÷ 3 bar (43,5 psi) yellow
  - 3 ÷ 5 bar (72,5 psi) red



Code	Setting
<b>Z10*</b>	2 bar (29 psi)

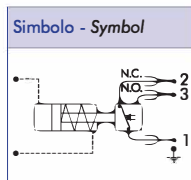
For other information please contact our technical department.  
Recommended for oil filters.

ORDER CODE	DESCRIPTION	SETTING	THREAD	NETT. PRICE
Z10	DIFFERENTIAL ELECTRIC VISUAL SWITCH	2 BAR 29 PSI		£ STERLING € EUROS £575.00 € 776.25



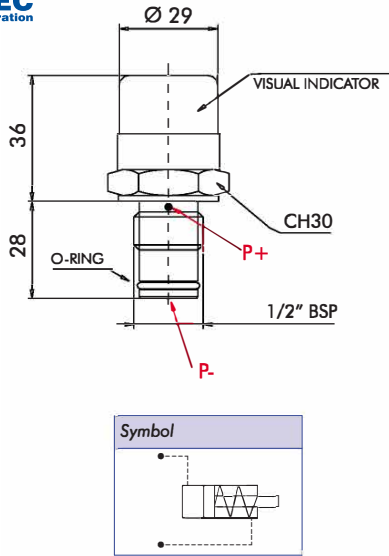
### DIFFERENTIAL ELECTRIC VISUAL SWITCH

- Visual indicator:
  - GREEN: clean element
  - RED: dirty element
- Electric plug connection as per DIN 43650
- Protection: IP65 secondo DIN 40050
- Max current: 5A resistive 5A inductive
- Max voltage: 250V AC - 30V DC



Code	Setting
<b>Z25</b>	2 bar (29 psi)
<b>Z27</b>	5 bar (72,5 psi)
<b>Z29</b>	8 bar (116 psi)

ORDER CODE	DESCRIPTION	SETTING	THREAD	NETT. PRICE
Z25	DIFFERENTIAL ELECTRIC VISUAL SWITCH	2 BAR 29 PSI	1/2" BSP	£ STERLING € EUROS £32.26 € 43.55
Z27	DIFFERENTIAL ELECTRIC VISUAL SWITCH	5 BAR 72.5 PSI	1/2" BSP	£ STERLING € EUROS £32.26 € 43.55
Z29	DIFFERENTIAL ELECTRIC VISUAL SWITCH	8 BAR 116 PSI	1/2" BSP	£ STERLING € EUROS £32.26 € 43.55

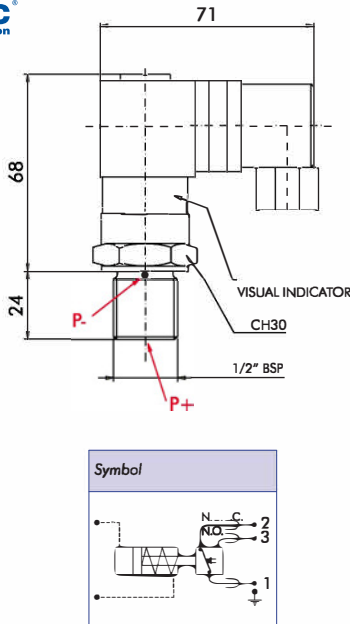


**DIFFERENTIAL VISUAL SWITCH**

- Visual indicator:
- GREEN: clean element
  - RED: dirty element

Code	Setting
<b>Z24</b>	2 bar (29 psi)
<b>Z26</b>	5 bar (72,5 psi)
<b>Z28</b>	8 bar (116 psi)

ORDER CODE	DESCRIPTION	SETTING	THREAD	NETT. PRICE	
				£ STERLING	€ EUROS
Z24	DIFFERENTIAL VISUAL SWITCH	2 BAR 29 PSI	1/2" BSP	£23.44	€ 31.64
Z26	DIFFERENTIAL VISUAL SWITCH	5 BAR 72.5 PSI	1/2" BSP	£23.44	€ 31.64
Z28	DIFFERENTIAL VISUAL SWITCH	8 BAR 116 PSI	1/2" BSP	£23.44	€ 31.64

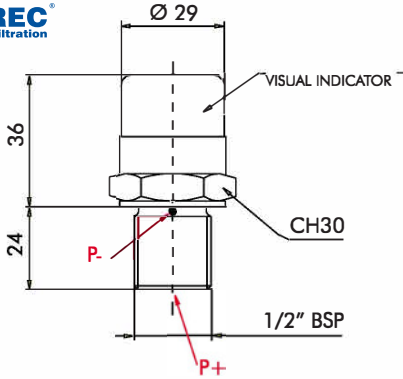


**DIFFERENTIAL ELECTRIC VISUAL SWITCH**

- Visual indicator:
- GREEN: clean element
  - RED: dirty element
  - Electrig plug connection as per DIN 43650
  - Protection: IP65 secondo DIN 40050
  - Max current: 5A resistive 5A inductive
  - Max voltage: 250V AC - 30V DC

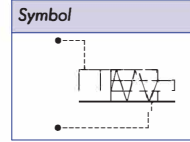
Code	Setting
<b>Z4</b>	5 bar (72,5 psi)
<b>Z6</b>	8 bar (116 psi)

ORDER CODE	DESCRIPTION	SETTING	THREAD	NETT. PRICE	
				£ STERLING	€ EUROS
Z4	DIFFERENTIAL ELECTRICAL VISUAL SWITCH	5 BAR 72.5 PSI	1/2" BSP	£31.50	€ 42.53
Z6	DIFFERENTIAL ELECTRICAL VISUAL SWITCH	8 BAR 116 PSI	1/2" BSP	£31.50	€ 42.53



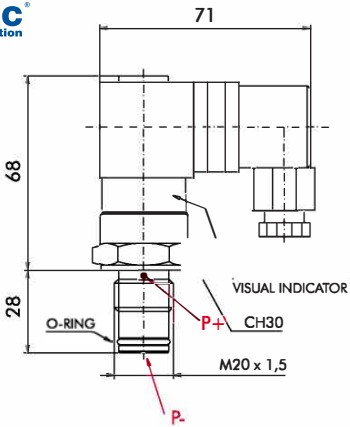
### DIFFERENTIAL VISUAL SWITCH

Visual indicator:  
 - GREEN: clean element  
 - RED: dirty element



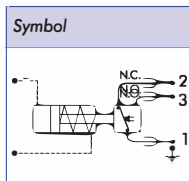
Code	Setting
<b>Z3</b>	5 bar (72,5 psi)
<b>Z5</b>	8 bar (116 psi)

ORDER CODE	DESCRIPTION	SETTING	THREAD	NETT. PRICE	
				£ STERLING	€ EUROS
Z3	DIFFERENTIAL VISUAL SWITCH	5 BAR 72.5 PSI	1/2" BSP	£24.05	€ 32.47
Z5	DIFFERENTIAL VISUAL SWITCH	8 BAR 116 PSI	1/2" BSP	£22.68	€ 30.62



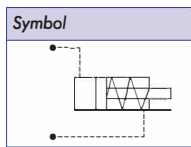
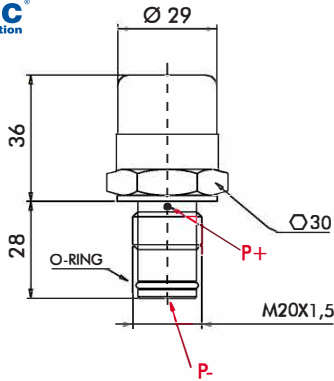
### DIFFERENTIAL ELECTRIC VISUAL SWITCH

- Visual indicator:  
 - GREEN: clean element  
 - RED: dirty element
- Electrig plug connection as per DIN 43650
- Protection: IP65 secondo DIN 40050
- Max current: 5A resistive 5A inductive
- Max voltage: 250V AC - 30V DC



Code	Setting
<b>Z2</b>	1,3 bar (18,85 psi)
<b>Z13</b>	5 bar (72,5 psi)
<b>Z18</b>	8 bar (116 psi)

ORDER CODE	DESCRIPTION	SETTING	THREAD	NETT. PRICE	
				£ STERLING	€ EUROS
Z2	DIFFERENTIAL ELECTRICAL VISUAL SWITCH	1.3 BAR 18.85 PSI	M20 X 1.5	£32.26	€ 43.55
Z13	DIFFERENTIAL ELECTRIC VISUAL SWITCH	5 BAR 72.5 PSI	M20 x 1.5	£32.26	€ 43.55
Z18	DIFFERENTIAL ELECTRIC VISUAL SWITCH	8 BAR 116 PSI	M20 x 1.5	£31.50	€ 42.53

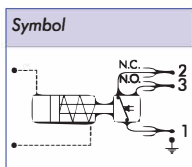
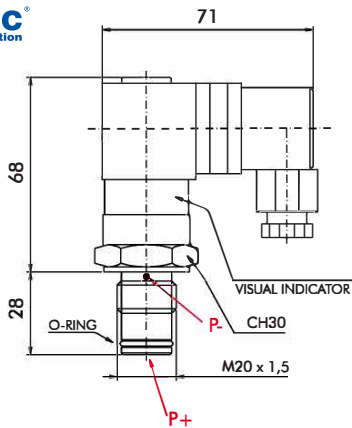


**DIFFERENTIAL VISUAL SWITCH**

- Visual indicator:
- GREEN: clean element
  - RED: dirty element

Code	Setting
<b>Z1</b>	1,3 bar (18,85 psi)
<b>Z12</b>	5 bar (72,5 psi)
<b>Z17</b>	8 bar (116 psi)

ORDER CODE	DESCRIPTION	SETTING	THREAD	NETT. PRICE	
				£ STERLING	€ EUROS
Z1	DIFFERENTIAL VISUAL SWITCH	1.3 BAR 18.85 PSI	M20 X 1.5	£23.44	€ 31.64
Z12	DIFFERENTIAL VISUAL SWITCH	5 BAR 72.5 PSI	M20 x 1.5	£23.44	€ 31.64
Z17	DIFFERENTIAL VISUAL SWITCH	8 BAR 116 PSI	M20 x 1.5	£23.44	€ 31.64

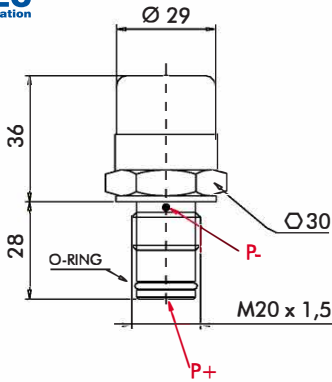


**DIFFERENTIAL ELECTRIC VISUAL SWITCH**

- Visual indicator:
- GREEN: clean element
  - RED: dirty element
  - Electric plug connection as per DIN 43650
  - Protection: IP65 secondo DIN 40050
  - Max current: 5A resistive 5A inductive
  - Max voltage: 250V AC - 30V DC

Code	Setting
<b>Z16</b>	1,3 bar (18,85 psi)
<b>Z31</b>	5 bar (72,5 psi)
<b>Z33</b>	8 bar (116 psi)
<b>Z38</b>	2,7 bar (40 psi)

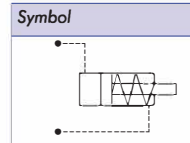
ORDER CODE	DESCRIPTION	SETTING	THREAD	NETT. PRICE	
				£ STERLING	€ EUROS
Z16	DIFFERENTIAL ELECTRIC VISUAL SWITCH	1.3 BAR 18.85 PSI	M20 x 1.5	£32.26	€ 43.55
Z31	DIFFERENTIAL ELECTRIC VISUAL SWITCH	5 BAR 72.5 PSI	M20 x 1.5	£32.26	€ 43.55
Z33	DIFFERENTIAL ELECTRIC VISUAL SWITCH	8 BAR 116 PSI	M20 x 1.5	£32.26	€ 43.55
Z38	DIFFERENTIAL ELECTRIC VISUAL SWITCH	2.7 BAR 40 PSI	M20 x 1.5	£32.26	€ 43.55



### DIFFERENTIAL VISUAL SWITCH

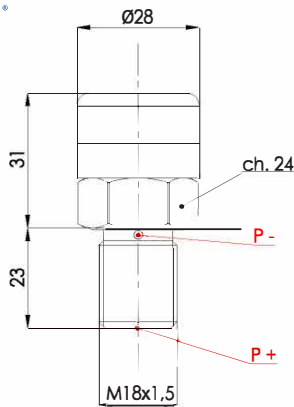
Visual indicator:

- GREEN: clean element
- RED: dirty element



Code	Setting
<b>Z15</b>	1,3 bar (18,85 psi)
<b>Z30</b>	5 bar (72,5 psi)
<b>Z32</b>	8 bar (116 psi)
<b>Z37</b>	2,7 bar (40 psi)

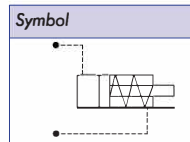
ORDER CODE	DESCRIPTION	SETTING	THREAD	NETT. PRICE	
				£ STERLING	€ EUROS
Z15	DIFFERENTIAL VISUAL SWITCH	1.3 BAR 18.85 PSI	M20 x 1.5	£23.44	€ 31.64
Z30	DIFFERENTIAL VISUAL SWITCH	5 BAR 72.5 PSI	M20 x 1.5	£23.44	€ 31.64
Z32	DIFFERENTIAL VISUAL SWITCH	8 BAR 116 PSI	M20 x 1.5	£23.44	€ 31.64
Z37	DIFFERENTIAL VISUAL SWITCH	2.7 BAR 40 PSI	M20 x 1.5	£23.44	€ 31.64



### DIFFERENTIAL VISUAL SWITCH

Visual indicator:

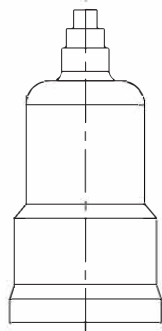
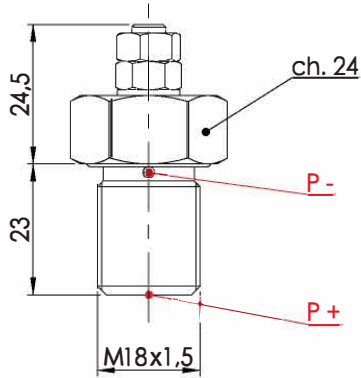
- GREEN: clean element
- RED: dirty element



Code	Setting
<b>Z20</b>	1,3 bar (18,85 psi)

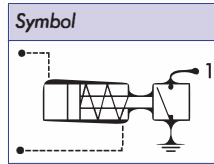
ORDER CODE	DESCRIPTION	SETTING	THREAD	NETT. PRICE	
				£ STERLING	€ EUROS
Z20	DIFFERENTIAL VISUAL SWITCH	1.3 BAR 18.85 PSI	M18 x 1.5	£13.11	€ 17.70





**DIFFERENTIAL ELECTRIC SWITCH**

- Max current: 0,5A resistive / 0,2A inductive
- Max voltage: 30V AC
- Protection: IP64 as per DIN 40050



Code	Setting
<b>Z21</b>	1,3 bar (18,85 psi)

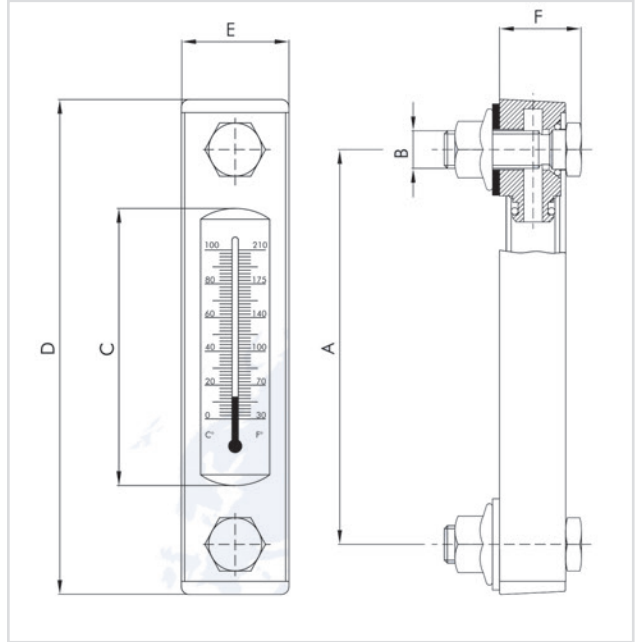

ORDER CODE	DESCRIPTION	SETTING	THREAD	NETT. PRICE	
				£ STERLING	€ EUROS
Z21	DIFFERENTIAL ELECTRIC SWITCH	1.3 BAR 18.85 PSI	M18 x 1.5	£10.84	€ 14.63



## SERIE FL - FLUID LEVEL TEMPERATURE GAUGES



www.flowfitonline.com  
TECH. DATA SHEET  
**FA02**



### Technical Information

**Description:** Fluid level temperature gauges

**Max working pressure:** 1 Bar (14.5 psi)

**Connection Ports:** Metric

**Working temperature:** -20°C +80°C (-4°F +1 76°F)

**Thermometer:** Double scale 0°C + 100°C 30°F + 210 °F

**Materials:**

- Heads: nylon
- Protection: anodized aluminium
- Screws: zinc steel
- Seal: Buna-N compatible as per ISO 2943 with mineral oil (HH-HL-HM-HR-HV-HG) water oil emulsions (HFAE-HFAS)

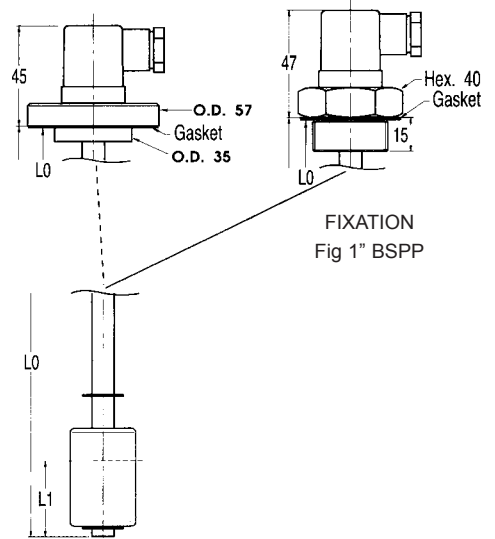
CODE	A	B	C	D	E	F
FL-1	76	M10	35	106	36	30
FL-2	127	M10	86	157	36	30
FL-3	254	M12	213	284	36	30

ORDER CODE	HOLE CENTRES	BOLT THREAD SIZE	NETT. PRICE	
			£ STERLING	€ EUROS
FL1M10	76mm	M10x1.5	£7.77	€ 10.49
FL1M12	76mm	M12x1.75	£7.77	€ 10.49
FL1TM10	76mm	M10x1.5	£7.89	€ 10.65
FL1TM12	76mm	M12x1.75	£8.61	€ 11.62
FL2M10	127mm	M10x1.5	£8.53	€ 11.52
FL2M12	127mm	M12x1.75	£8.53	€ 11.52
FL2TM10	127mm	M10x1.5	£9.07	€ 12.24
FL2TM12	127mm	M12x1.75	£9.07	€ 12.24
FL3M10	254mm	M10x1.5	£13.55	€ 18.29
FL3M12	254mm	M12x1.75	£13.55	€ 18.29
FL3TM10	254mm	M10x1.5	£15.44	€ 20.84
FL3TM12	254mm	M12x1.75	£15.44	€ 20.84

## ELECTRIC LEVEL INDICATORS

### FLOATING LEVEL GAUGE BSP AND 3 HOLE MOUNT

www.flowfitonline.com  
TECH. DATA SHEET  
**FA03**



Tank-top mounted they give an electrical signal when the minimum fluid level is reached. They are always supplied with open contacts.

With just one contact you have both possible electric connections normally open or normally closed.

- Min or min/max level monitoring
- Compatible with mineral oils, oil-water emulsions, diesel and water
- Unsinkable floater
- Electric contact hermetically sealed inside the floater rod
- Flanged or nut type fixation to tank cover

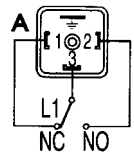
**VOLTAGE**  
All voltages DC/AC up to 240V

**MAX CURRENT**  
220V, 60W, 60VA, A1

**TEMPERATURE RANGE**  
-10 to +80°C

**MAX PRESSURE**  
12 Bar

Electric connections



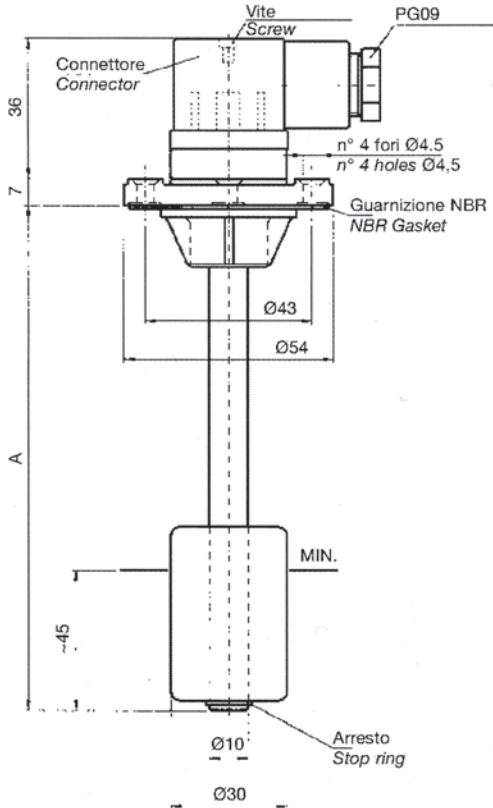
ORDER  $\Psi$  ST THE ONE AND YOU HAVE ALL THREE FIXING POINTS IN ONE LEVEL GAUGE

PART NUMBER	LENGTH (L0)	NETT. PRICE	
		£ STERLING	€ EUROS
FLG100	100mm	£61.51	€ 83.04
FLG150	150mm	£63.30	€ 85.46
FLG200	200mm	£64.69	€ 87.33
FLG250	250mm	£65.94	€ 89.02
FLG300	300mm	£67.74	€ 91.45
FLG350	350mm	£67.74	€ 91.45
FLG400	400mm	£70.68	€ 95.42
FLG450	450mm	£70.68	€ 95.42
FLG550	500mm	£94.92	€ 128.14

# ELECTRIC FLOAT LEVEL SWITCHES 2 HOLE MOUNT

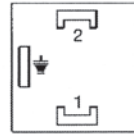
www.flowfitonline.com  
TECH. DATA SHEET  
**FA03**

## LM1CFPA... LM2CFPA...



Collegamenti elettrici standard  
Standard electrical connection

### LM1CFPA



**Material:** Flange in thermoplastic, brass stem, stop rings in bronze, NBR float.

NB: Customized lengths can be supplied on request. Max length 1500mm

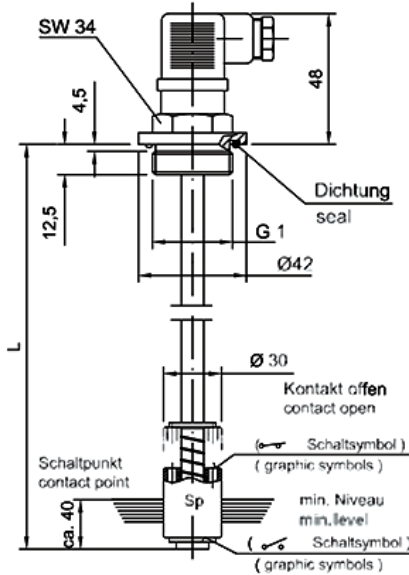
Executions also available in accordance with the Directive ATEX 94/9/EC on intrinsic safety equipment with marking II 1/2 G Ex ia IIB T6.

PART NUMBER	LENGTH (A)	NETT. PRICE	
		£ STERLING	€ EUROS
LM1CFPA100	100	£54.24	€ 73.22
LM1CFPA150	150	£55.82	€ 75.36
LM1CFPA200	200	£57.13	€ 77.13
LM1CFPA250	250	£113.81	€ 153.64
LM1CFPA300	300	£59.74	€ 80.65
LM1CFPA350	350	£59.74	€ 80.65
LM1CFPA400	400	£62.33	€ 84.15
LM1CFPA450	450	£62.33	€ 84.15
LM1CFPA500	500	£65.69	€ 88.68

# ELECTRIC FLOATING LEVEL GAUGES

## SERIE NS 1 WITH 1 SWITCH CONTACT

www.flowfitonline.com  
TECH. DATA SHEET  
**FA03**

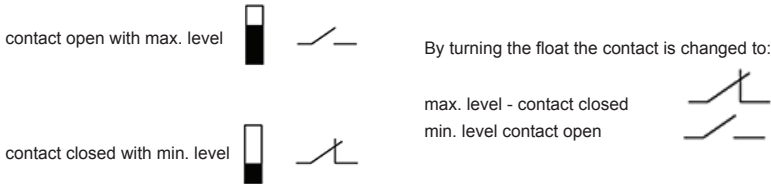


**DESCRIPTION**

- Electrical level supervision
- Appropriate for mineral oil, diesel and benzine
- 1 switch contact
- Electrical circuit for level, min/max
- Standard version level max = contact open

**TECHNICAL DATA**

- Stem: Brass
- Float: Nylon
- Max. Temp: 80° C
- Protection: IP 65
- Hysteresis: 2-3 mm
- Max voltage: 250 VAC
- Max switch current: Level 1.3 A
- Power AC/DC Level: 80 W/VA

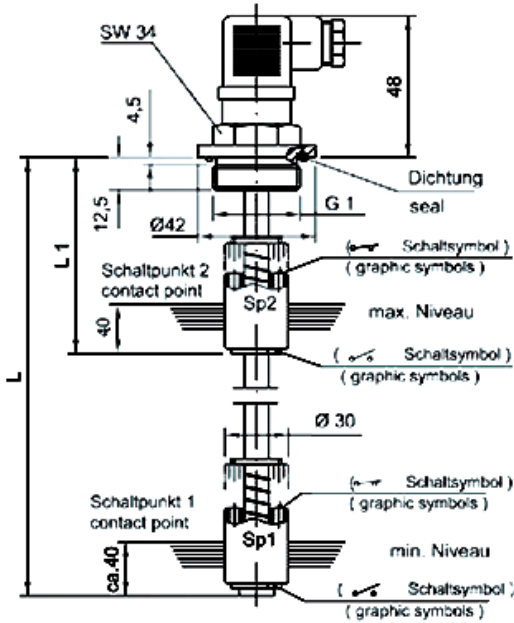


PART NUMBER	TYPE	L	NETT. PRICE	
			£ STERLING	€ EUROS
FLG1420	NS 1-NO/100	100	£52.83	€ 71.32
FLG1422	NS 1-NO/150	150	£50.81	€ 68.59
FLG1424	NS 1-NO/200	200	£53.85	€ 72.70
FLG1426	NS 1-NO/250	250	£56.69	€ 76.53
FLG1428	NS 1-NO/300	300	£56.88	€ 76.79
FLG1430	NS 1-NO/350	350	£56.88	€ 76.79
FLG1432	NS 1-NO/400	400	£59.15	€ 79.85
FLG1434	NS 1-NO/500	500	£61.67	€ 83.25



# SERIE NS 2 WITH 2 SWITCH CONTACTS

www.flowfitonline.com  
**TECH. DATA SHEET**  
**FA03**



**DESCRIPTION**

- Electrical level supervision
- Appropriate for mineral oil, diesel and benzine
- 2 switch contacts
- Electrical circuit for level, min/max
- Standard version level max = contact open

**TECHNICAL DATA**

- Stem: Brass
- Float: Nylon
- Max. Temp: 80° C
- Protection: IP 65
- Hysteresis: 2-3 mm
- Max voltage: 250 VAC
- Max. Schaltstrom / Max switch current: Level 1.3 A
- Power AC/DC Level: 80 WVA

Sp 1  
 contact open with max. level



Sp 2  
 contact open with max. level



contact closed with min. level



contact closed with min. level



By turning the float the contact is changed to:  
 max. level - contact closed  
 min. level contact open



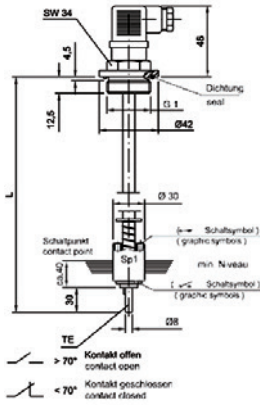
PART NUMBER	TYPE	L	L <sub>1</sub>	NETT. PRICE	
				£ STERLING	€ EUROS
FLG 1457	NS 2-NO/250/105	250	105	£143.01	€ 193.06
FLG1459	NS 2-NO/300/ 105	300	105	£143.01	€ 193.06
FLG1461	NS 2-NO/350/115	350	115	£143.01	€ 193.06
FLG1463	NS 2-NO/400/115	400	115	£148.53	€ 200.52
FLG 1465	NS 2-NO/500/ 125	500	125	£148.53	€ 200.52





# SERIE NS 1-TE WITH TEMPERATURE SWITCH

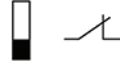
www.flowfitonline.com  
TECH. DATA SHEET  
**FA03**



contact open with max. level



contact closed with min. level



By turning the float the contact is changed to:

max. level - contact closed



min. level contact open



### DESCRIPTION

- Electrical level supervision
- Appropriate for mineral oil, diesel and benzine
- 1 switch contact
- Electrical circuit for level, min/max
- Standard version level max = contact open

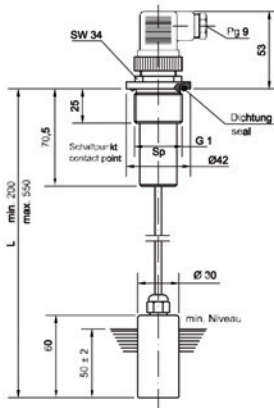
### TECHNICAL DATA

- Stem: Brass
- Max. Temp: 80° C
- Hysteresis: 2-3 mm
- Max. Volt / Max voltage: 250 VAC
- Max switch current: Niveau 1,3 A Temperatur 0,5 A
- Power AC/DC Niveau/Level:80W/VA
- Power AC/DC Temperatur:1A1A/ A/A

PART NUMBER	TYPE	L	TEMP.	NETT. PRICE	
				£ STERLING	€ EUROS
FLG1502	NS 1-NO/ 150 TE 70° NC	150	70°	£105.41	€ 142.30
FLG1504	NS 1-NO/200 TE 70° NC	200	70°	£105.41	€ 142.30
FLG1505	NS 1-NO/240 TE 70° NC	240	70°	£105.41	€ 142.30
FLG1506	NS 1-NO/ 250 TE 70° NC	250	70°	£105.41	€ 142.30
FLG1508	NS 1-NO/ 300 TE 70° NC	300	70°	£100.40	€ 135.54
FLG1510	NS 1-NO/350 TE 70° NC	350	70°	£87.69	€ 118.38
FLG1512	NS 1-NO/ 400 TE 70°	400	70°	£107.61	€ 145.27
FLG1513	NS 1-NO/450 TE 70° NC	450	70°	£107.61	€ 145.27
FLG1514	NS 1-NO/500 TE 70° NC	500	70°	£106.70	€ 144.05

# SERIE NS 1-VR WITH VARIABLE SWITCH CONTACT

www.flowfitonline.com  
TECH. DATA SHEET  
**FA03**



### DESCRIPTION

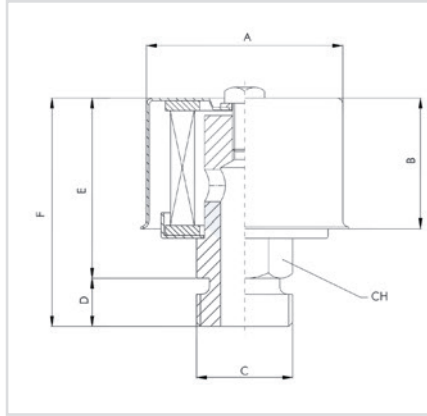
- Electrical level supervision
- Appropriate for mineral oil, diesel and benzine
- The indication level can be adjusted between 200-500 mm by cutting the stem of the length required

### TECHNICAL DATA

- Stem: Indox nisi 304
- Float: NBR
- Max. Temp: - 15... + 80° C
- Hysteresis: 2-3 mm
- Type of contact: Reed
- Max voltage: 230 VAC
- Max. switch current: Level 1.0 A
- Protection: IP 65
- Power AC/DC Level:50 W/VA

PART NUMBER	TYPE	NETT. PRICE	
		£ STERLING	€ EUROS
FLG1410	NS 1-VR (200-550 mm)	£110.98	€ 149.82

## SERIE FB - 1 AIR BREATHER FILTERS



www.flowfitonline.com  
TECH. DATA SHEET  
**FA04**

### Technical Information

**Description:** Thread air breather filters.

**Max flow rate:** FB1-10 200 l/min. (53 gpm)  
FB1-20 500 l/min. (132 gpm)  
FB1-20 1000 l/min. (264 gpm)

**Port Connection:** BSP — Metric

**Materials:** Zinc Steel

CODE	A	B	V	D	E	F	CH
FB-1-10	48	32	B1	9	45	54	14
	48	32	B2	9	45	54	19
	48	32	M12	9	45	54	14
	48	32	M16	9	45	54	19
	48	32	M18	9	45	54	19
	48	32	M22	10	45	55	24
FB-1-20	67	50	B3	10	59	69	27
	67	50	B4	10	59	69	27
	67	50	M16	10	59	69	27
FB-1-30	108	61	B5	15	76	91	34

ORDER CODE	THREAD	LENGTH	O/D	MICRON	AIRFLOW	NETT. PRICE	
						£ STERLING	€ EUROS
FB110B1C05	1/4" BSP	54mm	48mm	5 MICRON	200 L/MIN	£6.99	€ 9.44
FB110B1C10	1/4" BSP	54mm	48mm	10 MICRON	200 L/MIN	£6.99	€ 9.44
FB110B1C40	1/4" BSP	54mm	48mm	40 MICRON	200 L/MIN	£7.25	€ 9.79
FB110B2C05	3/8" BSP	54mm	48mm	5 MICRON	200 L/MIN	£7.56	€ 10.21
FB110B2C10	3/8" BSP	54mm	48mm	10 MICRON	200 L/MIN	£7.56	€ 10.21
FB110B2C40	3/8" BSP	54mm	48mm	40 MICRON	200 L/MIN	£7.88	€ 10.64
FB120B3C05	1/2" BSP	69mm	67mm	5 MICRON	500 L/MIN	£10.35	€ 13.97
FB120B3C10	1/2" BSP	69mm	67mm	10 MICRON	500 L/MIN	£9.77	€ 13.19
FB120B3C40	1/2" BSP	69mm	67mm	40 MICRON	500 L/MIN	£10.08	€ 13.61
FB120B4C05	3/4" BSP	69mm	67mm	5 MICRON	500 L/MIN	£14.34	€ 19.36
FB120B4C10	3/4" BSP	69mm	67mm	10 MICRON	500 L/MIN	£15.20	€ 20.52
FB120B4C40	3/4" BSP	69mm	67mm	40 MICRON	500 L/MIN	£14.65	€ 19.78
FB130B5C05	1" BSP	91mm	108mm	5 MICRON	1000 L/MIN	£13.55	€ 18.29
FB130B5C10	1" BSP	91mm	108mm	10 MICRON	1000 L/MIN	£13.55	€ 18.29
FB130B5C40	1" BSP	91mm	108mm	40 MICRON	1000 L/MIN	£14.83	€ 20.02

## SERIE FT FILLER BREATHER FILTERS



www.flowfitonline.com  
TECH. DATA SHEET  
**FA05**



### Technical Information

**Description:** Filler breathers filters

**Filter media:** Cellulose 10, 40p

**Max flow rate:** •FT-5 200 l/min (53 gpm)  
•FT-7 and FT-8 500 l/min (132 gpm)

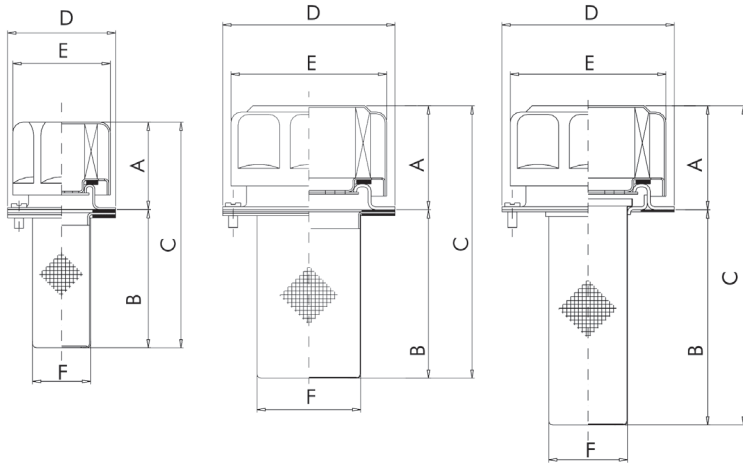
**Basket:** 500p

**Chain:** FT-8-.../1 and FT-8-.../2 are equipped with a connection chain between cap and flange.

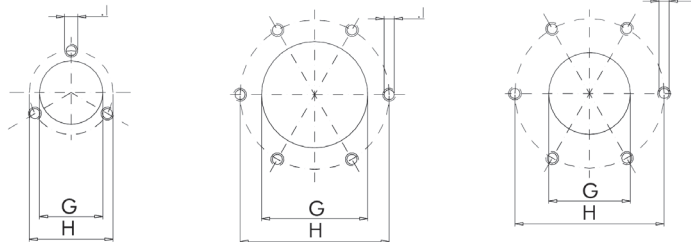
**Materials:** •Cap: chrome plated steel  
•Basket: zinc steel  
•Flange: zinc steel  
•Gasket: cork

CODE	A	B	C	D	E	F	G	H	I	L	M	CHAIN
FT-5	42	65	107	52	47	27,5	31	41	M5	---	---	No
FT-7	47	20	67	---	75	---	---	---	---	3/4" BSP - NPT 1/2" BSP - NPT	---	No
FT-8-.../1	50	80	130	83	75	50	52	73	M5	---	---	Si/Yes
FT-8-.../2	50	150	200	83	75	50	52	73	m5	---	---	Si/Yes
FT-8-.../F	50	100	150	83	75	38	40	73	m5	---	---	No
FT-8-.../G	50	100	150	83	75	38	40	---	---	---	---	No
FT-8-.../S	50	133	183	63,5	75	38	64	---	---	---	---	No

**OVERALL DIMENSIONS**



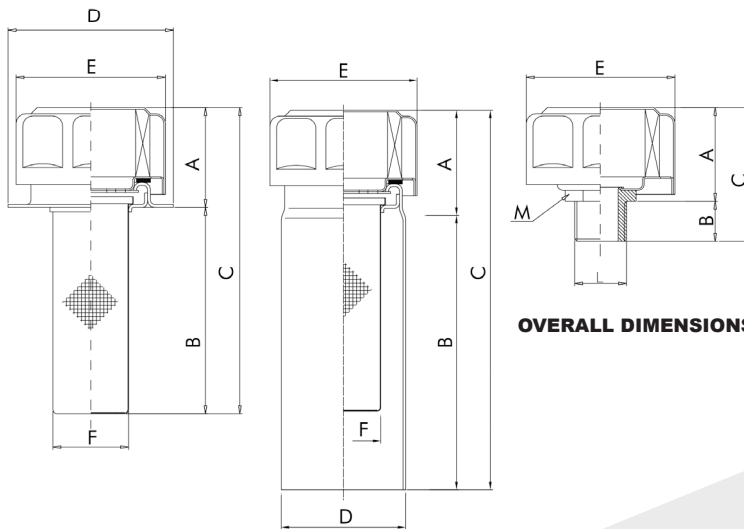
**TANK HOLE DIMENSIONS**



FT-5

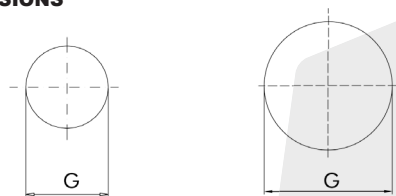
FT-8.../1  
FT-8.../2

FT-8.../F



**OVERALL DIMENSIONS**

**TANK HOLE DIMENSIONS**



FT-8.../G

FT-8.../S

FT-7



ORDER CODE	OUTER DIAMETER	TOTAL LENGTH	WIDTH OF BASKET	LENGTH OF BASKET	MOUNTING	AIR RATING INNER ELEMENT	PRESSURISED RATING	NETT. PRICE	
<b>STANDARD FILLER BREATHERS</b>								<b>£ STERLING</b>	<b>€ EUROS</b>
FT5C10	52mm	112mm	29mm	64mm	3 HOLE P.C.D 41mm	10 MICRON	N/A	£6.92	€ 9.34
FT5C40	52mm	112mm	29mm	64mm	3 HOLE P.C.D 41mm	40 MICRON	N/A	£6.36	€ 8.59
FT8C101	83mm	135mm	78mm	78mm	6 HOLE P.C.D 73mm	10 MICRON	N/A	£7.72	€ 10.42
FT8C102	83mm	205mm	148mm	148mm	6 HOLE P.C.D 73mm	10 MICRON	N/A	£7.72	€ 10.42
FT8C401	83mm	135mm	78mm	78mm	6 HOLE P.C.D 73mm	40 MICRON	N/A	£7.72	€ 10.42
FT8C402	83mm	205mm	148mm	148mm	6 HOLE P.C.D 73mm	40 MICRON	N/A	£10.02	€ 13.53
<b>STANDARD LOCKABLE FILLER BREATHERS</b>									
FT8C1010L	83mm	135mm	78mm	78mm	6 HOLE P.C.D 73mm	10 MICRON	N/A	£10.96	€ 14.80
FT8C1020L	83mm	205mm	148mm	148mm	6 HOLE P.C.D 73mm	10 MICRON	N/A	£13.97	€ 18.86
FT8C4010L	83mm	135mm	78mm	78mm	6 HOLE P.C.D 73mm	40 MICRON	N/A	£11.98	€ 16.17
FT8C4020L	83mm	205mm	148mm	148mm	6 HOLE P.C.D 73mm	40 MICRON	N/A	£15.11	€ 20.40
<b>PRESSURISED FILLER BREATHERS</b>									
FT8C101V03	83mm	135mm	78mm	78mm	6 HOLE P.C.D 73mm	10 MICRON	0.35 BAR (5 PSI)	£19.09	€ 25.77
FT8C101V07	83mm	135mm	78mm	78mm	6 HOLE P.C.D 73mm	10 MICRON	0.75 BAR (10.8 PSI)	£19.09	€ 25.77
FT8C102V03	83mm	205mm	148mm	148mm	6 HOLE P.C.D 73mm	10 MICRON	0.35 BAR (5 PSI)	£19.87	€ 26.82
FT8C102V07	83mm	205mm	148mm	148mm	6 HOLE P.C.D 73mm	10 MICRON	0.75 BAR (10.8 PSI)	£19.87	€ 26.82
FT8C401V03	83mm	135mm	78mm	78mm	6 HOLE P.C.D 73mm	40 MICRON	0.35 BAR (5 PSI)	£16.23	€ 21.91
FT8C401V07	83mm	135mm	78mm	78mm	6 HOLE P.C.D 73mm	40 MICRON	0.75 BAR (10.8 PSI)	£16.23	€ 21.91
FT8C402V03	83mm	205mm	148mm	148mm	6 HOLE P.C.D 73mm	40 MICRON	0.35 BAR (5 PSI)	£17.01	€ 22.96
FT8C402V07	83mm	205mm	148mm	148mm	6 HOLE P.C.D 73mm	40 MICRON	0.75 BAR (10.8 PSI)	£17.01	€ 22.96
<b>PRESSURISED LOCKABLE FILLER BREATHERS</b>									
FT8C101V03L	83mm	135mm	78mm	78mm	6 HOLE P.C.D 73mm	10 MICRON	0.35 BAR (5 PSI)	£24.13	€ 32.58
FT8C101V07L	83mm	135mm	78mm	78mm	6 HOLE P.C.D 73mm	10 MICRON	0.75 BAR (10.8 PSI)	£24.13	€ 32.58
FT8C102V03L	83mm	205mm	148mm	148mm	6 HOLE P.C.D 73mm	10 MICRON	0.35 BAR (5 PSI)	£24.13	€ 32.58
FT8C102V07L	83mm	205mm	148mm	148mm	6 HOLE P.C.D 73mm	10 MICRON	0.75 BAR (10.8 PSI)	£24.13	€ 32.58
FT8C401V03L	83mm	135mm	78mm	78mm	6 HOLE P.C.D 73mm	40 MICRON	0.35 BAR (5 PSI)	£21.27	€ 28.71
FT8C401V07L	83mm	135mm	78mm	78mm	6 HOLE P.C.D 73mm	40 MICRON	0.75 BAR (10.8 PSI)	£21.27	€ 28.71
FT8C402V03L	83mm	205mm	148mm	148mm	6 HOLE P.C.D 73mm	40 MICRON	0.35 BAR (5 PSI)	£22.05	€ 29.77
FT8C402V07L	83mm	205mm	148mm	148mm	6 HOLE P.C.D 73mm	40 MICRON	0.75 BAR (10.8 PSI)	£22.05	€ 29.77
ORDER CODE	CAP WIDTH	TOTAL LENGTH	WIDTH OF BASKET	AIR RATING INNER ELEMENT	CONNECTION	PRESSURISED RATING	NETT. PRICE		
<b>THREADED FILLER BREATHERS</b>								<b>£ STERLING</b>	<b>€ EUROS</b>
FT7C10B300	75mm	67mm	75mm	10 MICRON	1/2" BSP	N/A	£10.42	€ 14.07	
FT7C10B400	75mm	67mm	75mm	10 MICRON	3/4" BSP	N/A	£10.42	€ 14.07	
FT7C40B300	75mm	67mm	75mm	40 MICRON	1/2" BSP	N/A	£10.42	€ 14.07	
FT7C40B400	75mm	67mm	75mm	40 MICRON	3/4" BSP	N/A	£10.42	€ 14.07	
<b>PRESSURISED FILLER BREATHERS</b>									
FT7C10B3V03	75mm	67mm	75mm	10 MICRON	1/2" BSP	0.35 BAR (5 PSI)	£17.51	€ 23.64	
FT7C10B3V07	75mm	67mm	75mm	10 MICRON	1/2" BSP	0.75 BAR (10.8 PSI)	£17.51	€ 23.64	
FT7C10B4V03	75mm	67mm	75mm	10 MICRON	3/4" BSP	0.35 BAR (5 PSI)	£17.51	€ 23.64	
FT7C10B4V07	75mm	67mm	75mm	10 MICRON	3/4" BSP	0.75 BAR (10.8 PSI)	£17.51	€ 23.64	
FT7C40B3V03	75mm	67mm	75mm	40 MICRON	1/2" BSP	0.35 BAR (5 PSI)	£17.51	€ 23.64	
FT7C40B3V07	75mm	67mm	75mm	40 MICRON	1/2" BSP	0.75 BAR (10.8 PSI)	£17.51	€ 23.64	
FT7C40B4V03	75mm	67mm	75mm	40 MICRON	3/4" BSP	0.35 BAR (5 PSI)	£17.51	€ 23.64	
FT7C40B4V07	75mm	67mm	75mm	40 MICRON	3/4" BSP	0.75 BAR (10.8 PSI)	£17.51	€ 23.64	

## SIGHT GLASSES, PLUGS AND BREATHERS

### OIL LEVEL SIGHT GLASSES (METAL)

#### FK



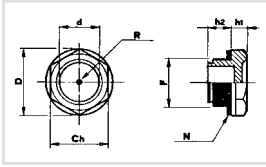
- Aluminium threaded with glass face
- Max temp. 150°c
- Max pressure 3 Bar
- Knob type • Nitrile seals

www.flowfitonline.com  
TECH. DATA SHEET  
**FA06**

ORDER NO.	THREAD BSP	WIDTH MM	NETT. PRICE	
			£ STERLING	€ EUROS
FK14	1/4"	19	£2.27	€ 3.06
FK38	3/8"	22.5	£2.81	€ 3.79
FK12	1/2"	27	£4.01	€ 5.41
FK34	3/4"	32	£6.05	€ 8.17
FK10	1"	38	£6.44	€ 8.69
FK114	1 1/4"	48	£12.36	€ 16.69
FK112R	1 1/2"	55	£6.71	€ 9.06
FK20R	2"	76	£73.94	€ 99.82

### OIL LEVEL SIGHT GLASS (PLASTIC)

#### SLNS - THREADED OIL LEVEL INDICATORS

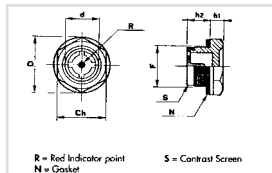


- Threaded Oil Level indicator, hex head with shoulder. Utilised in oiltanks, gearboxes and general machinery.
- This threaded level indicator allows a pressure of 3 bar.
- Asbestos free flat gasket. (available in NBR 70 shore on request)
- Manufactured from high density Polymide resin, which offers high mechanical resistance and withstands oil, gasoline, fuel and most solvents.

www.flowfitonline.com  
TECH. DATA SHEET  
**FA06**

ORDER NO.	CH	F	D	D	H1	H2	NM	NETT. PRICE	
								£ STERLING	€ EUROS
SLNS14	17	1/4" BSP	20	15	7	8	6	£1.53	€ 2.07
SLN38	18	3/8" BSP	22	14	6.5	10.5	8	£1.82	€ 2.46
SLNS12	24	1/2" BSP	28	16	8	11	12	£1.79	€ 2.42
SLNS34	30	3/4" BSP	35	21	8	12	16	£2.44	€ 3.29
SLNS1	35	1" BSP	43	32	11	12	24	£3.39	€ 4.58
SLNS114	42	1 1/4" BSP	51	33	10	16		£6.96	€ 9.40
SLNS112	50	1 1/2" BSP	58	40	10	20		£8.76	€ 11.83
SLNS2	64	2" BSP	74	48	12	20		£6.22	€ 8.40

#### SLNT - THREADED OIL LEVEL INDICATORS WITH CONTRAST SCREEN FOR CLEARER INDICATION OF THE OIL LEVEL

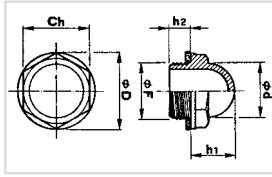


www.flowfitonline.com  
TECH. DATA SHEET  
**FA06**

ORDER NO.	CH	F	D	D	H1	H2	NM	NETT. PRICE	
								£ STERLING	€ EUROS
SLNT38	18	3/8" BSP	22	14	6.5	10.5	8	£2.11	€ 2.85
SLNT12	24	1/2" BSP	28	16	8	11	12	£1.77	€ 2.39
SLNT34	30	3/4" BSP	35	21	8	12	16	£3.23	€ 4.36
SLNT1	35	1" BSP	43	32	11	12	24	£4.42	€ 5.97
SLNT114	42	1 1/4" BSP	51	33	10	16		£3.72	€ 5.02
SLNT112	50	1 1/2" BSP	58	40	10	20		£4.55	€ 6.14
SLNT2	64	2" BSP	74	48	12	20		£6.13	€ 8.28

## LSB - OIL LEVEL INDICATOR IN TRANSPARENT THERMO PLASTIC SCREEN FOR CLEARER INDICATION OF THE OIL LEVEL

www.flowfitonline.com  
TECH. DATA SHEET  
**FA06**

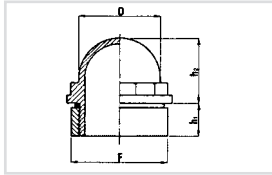


- Dome shaped Level Indicator, transparent, with incorporated hex, which enables to read Oil level an angle.
- Material is transparent Polyimide resin, which resists most chemicals, oil, gasoline, fuel and a variety of solvents.
- Maximum operating temperature: 100°C.
- Flat asbestos free, oil resistant seal.
- Nm = Applicable maximum tightening torque.

ORDER NO.	THREAD BSP.	CH	D	D	H1	H2	NM	NETT. PRICE	
								£ STERLING	€ EUROS
LSB38	3/8"	19	22	15	16	10	8	£2.02	€ 2.73
LSB12	1/2"	24	28	20	17	10	12	£2.28	€ 3.08
LSB34	3/4"	30	35	25	20	10	16	£3.11	€ 4.20
LSB1	1"	36	42	31	24	10.5	18	£4.25	€ 5.74

## CF2 CF - DOME SHAPED THREADED OIL LEVEL INDICATOR GF - STEEL MOUNTING FLANGE

www.flowfitonline.com  
TECH. DATA SHEET  
**FA06**

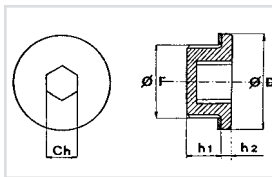


- Transparent halfball shaped level indicator, available with 2" and 3" threaded weld-on steel flanges.
- Made from Thermo Polycarbonate for optimal shock resistance and ensuring unbreakability.
- Product is utilised on truck/tankers and larger reservoirs containing liquids.

ORDER NO.	THREAD BSP	D	H1	H2	NETT. PRICE	
					£ STERLING	€ EUROS
CF2	2"	59	22	32	£4.59	€ 6.20
CF3	3"	85	32	63	£12.26	€ 16.55
GF2	2"	70	20		£16.45	€ 22.21
GF3	3"	102	30		£20.69	€ 27.93

## TCNB LOW PROFILE PLUGS

www.flowfitonline.com  
TECH. DATA SHEET  
**FA06**

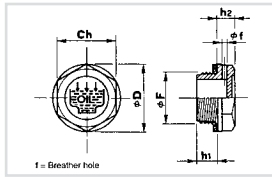


- Socket style low profile threaded plug.
- This low profile plug is made from reinforced Thermoplastic and provides an excellent mechanical resistance at both low and higher temperatures. (Max. 110°C.)
- Flat asbestos free seal
- For tightening torques (Nm) see table below.
- Special plugs in Polyimide IXEF 1022 are available for increased mechanical torque and temperatures up to 150°C. (see table Nm (IXEF)).

TYPE	F	CH	D	H1	H2	NM	NM(IXEF)	PRICE	
								£ STERLING	€ EUROS
TCNB14	1/4" BSP	6	20	8	2.5	3	5	£1.15	€ 1.55
TCNB38	3/8" BSP	8	22.5	10.5	3.5	6	6	£1.27	€ 1.71
TCNB12	1/2" BSP	10	28.5	10.5	3.5	8	10	£1.53	€ 2.07
TCNB34	3/4" BSP	12	35	10.5	4	10	18	£1.01	€ 1.36



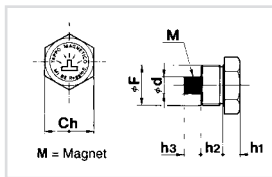
**TCN - OIL FILL PLUGS**  
**TCNS - OIL FILL PLUG WITH BREATHER HOLE**  
**TSN - OIL DRAIN PLUG**



- Hex threaded oil fill plug in Thermoplastic material ensuring high mechanical resistance at both low and higher temperature (max. 100/110°C), dimensional stability and shock resistant.
- Flat asbestos free oil resistant seal.
- Style TCN and TCNS have the UNI fill symbol and the word OIL molded on top; the model TCNS has a breather hole located in the side of the hex with a diameter of 2-2.5mm.
- Style TSN has the UNI drain symbol on top.

TYPE	F	CH	D	H1	H2	NM	NETT. PRICE	
							£ STERLING	€ EUROS
<b>TCN</b>								
TCN14	1/4" BSP	17	19.5	9	7	5	£1.13	€ 1.53
TCN38	3/8" BSP	18	22	10	7.5	8	£1.27	€ 1.71
TCN12	1/2" BSP	24	28	11	7.5	9	£1.53	€ 2.07
TCN34	3/4" BSP	30	34	11	9	11	£2.08	€ 2.81
TCN1	1" BSP	35	42	12	10.5	20	£2.88	€ 3.89
TCN114	1 1/4" BSP	42	51	13.5	12		£4.30	€ 5.81
TCN112	1 1/2" BSP	50	58	16	10		£4.85	€ 6.55
TCN2	2" BSP	64	74	16	12		£8.04	€ 10.85
<b>TCNS</b>								
TCNS14	1/4" BSP	17	19.5	9	7	5	£0.98	€ 1.32
TCNS38	3/8" BSP	18	22	10	7.5	8	£1.08	€ 1.46
TCNS12	1/2" BSP	24	28	11	7.5	9	£1.63	€ 2.20
TCNS34	3/4" BSP	30	34	11	9	11	£1.64	€ 2.21
TCNS1	1" BSP	35	42	12	10.5	20	£2.42	€ 3.27
TCNS114	1 1/4" BSP	42	51	13.5	12		£3.54	€ 4.78
TCNS112	1 1/2" BSP	50	58	16	10		£4.58	€ 6.18
TCNS2	2" BSP	64	74	16	12		£6.59	€ 8.90
<b>TSN</b>								
TSN14	1/4" BSP	17	19.5	9	7	5	£1.01	€ 1.36
TSN38	3/8" BSP	18	22	10	7.5	8	£1.14	€ 1.55
TSN12	1/2" BSP	24	28	11	7.5	9	£1.37	€ 1.84
TSN34	3/4" BSP	30	34	11	9	11	£1.87	€ 2.52
TSN1	1" BSP	35	42	12	10.5	20	£2.58	€ 3.49
TSN114	1 1/4" BSP	42	51	13.5	12		£2.58	€ 3.49
TSN112	1 1/2" BSP	50	58	16	10		£3.85	€ 5.20
TSN2	2" BSP	64	74	16	12		£4.36	€ 5.88

**TMA**  
**ALUMINIUM DRAIN PLUG WITH MAGNET**

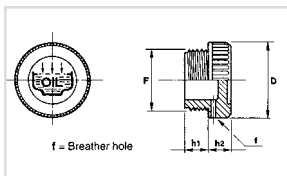


- Hex plug manufactured from aluminium 11s complete with asbestos free flat seal
- Fitted with pressed-in cylindrical magnet
- Fitted to base of tanks to remove ferrous particles
- Text — magnetic

TYPE	F	CH	D	H1	H2	PRICE	
						£ STERLING	€ EUROS
TMA14	1/4" BSP	18	8	7	10	£4.75	€ 6.41
TMA38	3/8" BSP	22	10	7	10	£6.88	€ 9.29
TMA12	1/2" BSP	27	10	8	10	£7.23	€ 9.76
TMA34	3/4" BSP	34	13	8	10	£12.10	€ 16.34
TMA1	1" BSP	40	13	8	14	£16.42	€ 22.17

## TCZ - KNURLED OIL FILL PLUG TCZS - KNURLED OIL FILL PLUG WITH BREATHER HOLE

www.flowfitonline.com  
TECH. DATA SHEET  
**FA06**

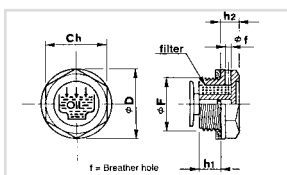


- Threaded plug with knurled head in Thermoplastic material (Polymide 66) ensuring high mechanical resistance at both low and high temperature (max. 100/110°C). Excellent dimensional stability and shock resistant.
- 'O' ring seal or 70 shore rubber seal.
- Available in standard black colour, red on request.
- Style TCZ and TCZS have molded UNI fill symbol and the text "OIL" molded on top.
- Style TSZ has the UNI drain symbol molded on top.
- The style TZCS incorporates a breather hole, located on the knurled rim with a diameter of 2-3mm.

TYPE	F	D	H1	H2	NETT. PRICE	
					£ STERLING	€ EUROS
<b>TCZ</b>						
TCZ14	1/4" BSP	20	9	9	£1.13	€ 1.40
TCZ38	3/8" BSP	20.5	10	9	£1.27	€ 1.55
TCZ12	1/2" BSP	28	10.5	10.5	£1.53	€ 1.84
TCZ34	3/4" BSP	31	11	12	£2.08	€ 2.52
TCZ1	1" BSP	39	12	12	£2.88	€ 3.49
TCZ114	1 1/4" BSP	49	13.5	13	£4.47	€ 5.41
TCZ112	1 1/2" BSP	55	14.5	14.7	£5.18	€ 6.29
TCZ2	2" BSP	68.5	16	15	£8.04	€ 9.75
<b>TCZS</b>						
TCZS14	1/4" BSP	20	9	9	£1.63	€ 2.20
TCZS38	3/8" BSP	20.5	10	9	£1.39	€ 1.88
TCZS12	1/2" BSP	28	10.5	10.5	£1.15	€ 1.55
TCZS34	3/4" BSP	31	11	12	£2.27	€ 3.06
TCZS1	1" BSP	39	12	12	£2.99	€ 4.04
TCZS114	1 1/4" BSP	49	13.5	13	£4.44	€ 5.99
TCZS112	1 1/2" BSP	55	14.5	14.7	£5.59	€ 7.55
TCZS2	2" BSP	68.5	16	15	£8.22	€ 11.10

## TCSA - OIL FILL PLUG WITH BREATHER AND VANE TCSF - OIL FILL PLUG WITH BREATHER, VANE AND FILTER

www.flowfitonline.com  
TECH. DATA SHEET  
**FA06**

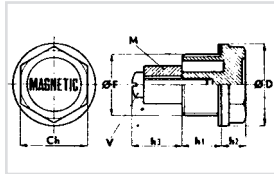


- Hex head oil fill plug made from Thermoplastic material (Polymide 66), ensuring high mechanical resistance at both low and higher temperatures. (max. 100/110°C).
- This product offers excellent dimensional stability and is shock resistant.
- Asbestos free flat oil resistant seal.
- The plugs are marked with the UNI fill symbol and the word OIL, the breather hole is located on the side of the hex, with a diameter of 2-3mm.
- The incorporated oil dampening vane will reduce spillage when strong oil movement in the container or reservoir takes place.
- The Polyurethane foam filter prevents contamination from the ambient atmosphere polluting the oil.

TYPE	F	CH	D	H1	H2	NM	NETT. PRICE	
							£ STERLING	€ EUROS
<b>TCSA</b>								
TCSA14	1/4" BSP	17	19.5	9	7	5	£1.27	€ 1.71
TCSA38	3/8" BSP	18	22	10	7.5	8	£1.47	€ 1.98
TCSA12	1/2" BSP	24	28	11	7.5	9	£1.15	€ 1.55
TCSA34	3/4" BSP	30	34	11	9	11	£2.16	€ 2.92
TCSA1	1" BSP	35	42	12	10.5	20	£2.90	€ 3.92
TCSA114	1 1/4" BSP	42	51	13.5	12		£3.93	€ 5.31
<b>TCSF</b>								
TCSF38	3/8" BSP	18	22	10	7.5	8	£2.35	€ 3.17
TCSF12	1/2" BSP	24	28	11	7.5	9	£2.52	€ 3.40
TCSF34	3/4" BSP	30	34	11	9	11	£3.49	€ 4.71
TCSF1	1" BSP	35	42	12	10.5	20	£4.30	€ 5.81
TCSF114	1 1/4" BSP	42	51	13.5	12		£3.93	€ 5.31

## TM DRAIN PLUG WITH MAGNET

www.flowfitonline.com  
TECH. DATA SHEET  
**FA06**

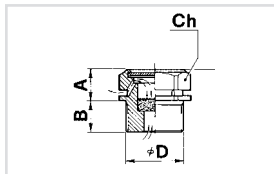


- Thermoplastic hex plug with magnet.
- The plug is mounted on the bottom of the transmission or tank, to be used as drain plug. The magnetic disk will attract ferrous metal parts and contains them, preventing damage to gears and other moving components.
- This plug is manufactured in the colour black, with a hot painted description MAGNETIC in a bright colour.
- Oil resistant asbestos free seal.
- In larger quantities, these plugs are available with other than the shown threads, ie: M16 18 20 22.

TYPE	F	CH	D	H1	H2	H3	NETT. PRICE	
							£ STERLING	€ EUROS
TM14	1/4"	17	20	9	7	5	£3.51	€ 4.73
TM38	3/8"	18	22	10	7.5	10	£4.53	€ 6.11
TM12	1/2"	24	27	11	8	9	£5.23	€ 7.06
TM34	3/4"	30	34	11	9	6.5	£7.02	€ 9.48
TM1	1"	35	42	12	10.5	14	£9.09	€ 12.28

## KMF METAL FILLER PLUG WITH FILTER

www.flowfitonline.com  
TECH. DATA SHEET  
**FA06**

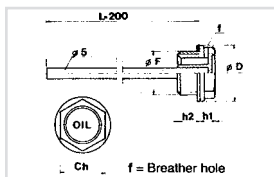


- SINTERED METAL FILTER 50/60 MICRON
- FIBRE ASBESTOS - FREE SEAL
- FOUR BREATHER HOLES ARE LOCATED UNDER THE HEX HEAD PROVIDING AN ADEQUATE BREATHING CAPACITY
- IDEAL FOR GEARBOXES AND TRANSMISSION APPLICATIONS

TYPE	ØD	CH	A	B	NETT. PRICE	
					£ STERLING	€ EUROS
KMF14	1/4"BSP	18	13	9	£5.53	€ 7.47
KMF38	3/8"BSP	22	14	10	£6.80	€ 9.19
KMF12	1/2"BSP	27	14	10	£7.50	€ 10.12

## TCAS HEX PLUG WITH DIPSTICK AND BREATHER HOLE

www.flowfitonline.com  
TECH. DATA SHEET  
**FA06**

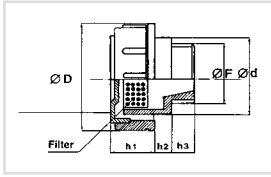


- Hex threaded plug with dipstick (diam. 4.5mm steel), material plug: (Polymide 66) maximum temperature 100/110°C.
- Oil resistant seal. ('O' ring, 70 shore)
- The model TCAS has a breather hole located in the side of the knurled head, with a diameter of 2-2.5mm.
- The standard dipstick is delivered in a 200mm length, on larger quantities they can be manufactured to the customers specific length, and MIN-MAX notches can be placed in the desired position.

TYPE	F	CH	D	H1	H2	NETT. PRICE	
						£ STERLING	€ EUROS
TCAS14	1/4" BSP	17	19	7	9	£2.15	€ 2.91
TCAS38	3/8" BSP	18	22	7.5	10	£2.29	€ 3.09
TCAS12	1/2" BSP	24	28	7.5	11	£2.43	€ 3.27
TCAS34	3/4" BSP	30	34	9	11	£2.99	€ 4.04
TCAS1	1" BSP	35	42	10.5	12	£3.60	€ 4.86
TCAS114	1 1/4" BSP	42	51	12	13.5	£4.73	€ 6.38
TCAS2	2" BSP	64	74	13.5	16	£7.63	€ 10.31

## TMD - FILLER BREATHER WITH DOUBLE BREATHER HOLE TMDF - FILLER BREATHER WITH DOUBLE BREATHER HOLE AND FILTER

www.flowfitonline.com  
TECH. DATA SHEET  
**FA06**

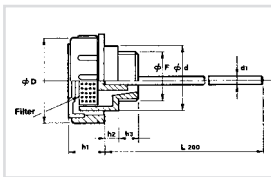


- Round headed Filler Breather, with vertical ribs for better grip. Oil resistant seal. ('O' ring, 70 shore)
- The Filler Breather is produced from Polyimide 66, ensuring high mechanical resistance at both low and higher temperatures. (maximum temperature 100/110°C)
- This product offers excellent dimensional stability and is shock resistant.
- These Filler Breathers allow air passage at high volume, through the vents located on the bottom of the head. They are recommended to be used in systems where a large amount of oil level changes take place in a short amount of time, allowing the air to enter and leave the system without any unwanted air pressure increase or decrease.
- Style TMDF has a standard Polyurethane foam filter (60 Micron) built in. This filter is located under the red lid, easy to remove, clean and reinstall.

TYPE	F	D	D	H1	H2	H3	NETT. PRICE	
							£ STERLING	€ EUROS
<b>TMD</b>								
TMD38	3/8"	36	23	17	5	11	£3.14	€ 4.24
TMD12	1/2"	41	28	18	5	12	£3.55	€ 4.79
TMD34	3/4"	47	33	17	5	12	£4.17	€ 5.63
TMD1	1"	52	38	20	5	12	£5.13	€ 6.93
TMD114	1 1/4"	63	49	23	5	13	£6.65	€ 8.97
TMD112	1 1/2"	63	55	23	5	13.5	£7.02	€ 9.48
<b>TMDF</b>								
TMDF38	3/8" BSP	36	23	17	5	11	£4.64	€ 6.27
TMDF12	1/2" BSP	41	28	18	5	12	£5.27	€ 7.12
TMDF34	3/4" BSP	47	33	17	5	12	£5.88	€ 7.94
TMDF1	1" BSP	52	38	20	5	12	£7.27	€ 9.81
TMDF114	1 1/4" BSP	63	49	23	5	13	£9.18	€ 12.39
TMDF112	1 1/2" BSP	63	55	23	5	13.5	£9.68	€ 13.07

## TMDA FILLER BREATHER WITH LARGE BREATHER HOLE AND DIPSTICK TMDFA FILLER BREATHER WITH LARGE BREATHER HOLE, DIPSTICK AND FILTER

www.flowfitonline.com  
TECH. DATA SHEET  
**FA06**

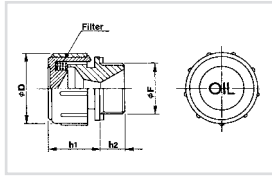


- The below Filler Breathers have the same characteristics as the models TMD - TMDF, but are equipped with a dipstick.
- The standard dipstick is 200mm in length.

TYPE	F	D	D	H1	H2	H3	NETT. PRICE	
							£ STERLING	€ EUROS
<b>TMDA</b>								
TMDA38	3/8" BSP	36	23	17	5	11	£4.40	€ 5.94
TMDA12	1/2" BSP	41	28	18	5	12	£4.82	€ 6.51
TMDA34	3/4" BSP	47	33	17	5	12	£6.00	€ 8.09
TMDA1	1" BSP	52	38	20	5	12	£6.47	€ 8.73
TMDA114	1 1/4" BSP	63	49	23	5	13	£8.42	€ 11.37
TMDA112	1 1/2" BSP	63	55	23	5	13.5	£8.47	€ 11.44
<b>TMDFA</b>								
TMDFA38	3/8" BSP	36	23	17	5	11	£6.25	€ 8.43
TMDFA12	1/2" BSP	41	28	18	5	12	£6.88	€ 9.28
TMDFA34	3/4" BSP	47	33	17	5	12	£8.04	€ 10.86
TMDFA1	1" BSP	52	38	20	5	12	£8.42	€ 11.37
TMDFA114	1 1/4" BSP	63	49	23	5	13	£10.76	€ 14.53
TMDFA112	1 1/2" BSP	63	55	23	5	13.5	£11.59	€ 15.65

## TSF NEW VENT PLUG TO REDUCE OIL OIL DAMP ESCAPE

www.flowfitonline.com  
TECH. DATA SHEET  
**FA06**



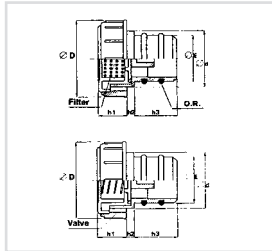
- Filler Breather with easy grip vertical ribs, manufactured from Thermoplastic material (Polymide 66). Maximum working temperature 100°C.
- These style Filler Breathers are produced in black with a red lid, with the text "OIL". On large orders a custom text or company logo is possible.
- A standard flat rubber seal is used, but a 'O' ring seal is available, both in NBR 70 shore.
- Located under the lid is a Polyurethane foam filter (50 Micron) installed, which is easy to be cleaned once the lid is removed.
- The series TSF has a specially designed cavity which prevents oil from escaping through the Breather holes when it is splashed in an upward direction, often occurring when there is a strong oil movement due to rotating gears.
- The inside of the TSF features a conical cavity which, due to its design entraps oil but allows air to escape and enter (within limitations).
- These Filler Breather plugs are utilised on hydraulic power packs, oil tanks, gear reduction boxes, gearboxes or any application where strong movement causes splashing oil in or around the Filler Breather.

TYPE	F	D	H1	H2	NETT. PRICE	
					£ STERLING	€ EUROS
TSF14	1/4" BSP	30	21	10	£3.07	€ 4.14
TSF38	3/8" BSP*	30	21	10	£3.35	€ 4.52
TSF12	1/2" BSP*	30	21	10	£3.60	€ 4.86

\*On request available in NPT

## TPF - PRESS-FIT FILLER BREATHER WITH LARGE BREATHER HOLE AND FILTER

www.flowfitonline.com  
TECH. DATA SHEET  
**FA06**



- Press-fit Filler Breather with easy grip vertical ribs.
- These Filler Breathers are not threaded, but fit snugly into a pre-drilled hole and seal by means of 'O' rings located on the stem. Hole tolerances: -0 + 0.1mm.
- These Filler Breathers are produced from Thermoplastic Polymide 66 which offers high mechanical resistance at both lower and higher temperatures (100°C max).
- Seals: 2 Oil resistant 'O' Rings, NBR 70 shore.
- The Filler Breather model TPF has a large breathing capacity and is applied where a high volume of air change takes place, in example, hydraulic systems that utilise high ratio hydraulic cylinders. They are not recommended for usage on mobile equipment, where strong movement of the oil tank is present.

TYPE	F	D	D	H1	H2	H3	NETT. PRICE	
							£ STERLING	€ EUROS
<b>TPF</b>								
TPF18	18	36	23	17	5	10	£5.71	€ 7.71
TPF20	20	36	24	17	4	19	£6.31	€ 8.52
TPF26	26	41	28	17	4	21	£6.95	€ 9.38
TPF30	30	47	33	17	4	21	£8.36	€ 11.28




# FLUID TRANSFER

# FLUID TRANSFER

PRODUCT	PAGE
HF10 FILTRATION UNIT	413
SUPER DELUXE PORTABLE FILTRATION UNIT	413
VISCOMAT OIL TRANSFER PUMPS	414
DC PUMPS VISCOMAT DC	414
HAND OPERATED PUMPS FOR OIL DRUMS	415
CLEAN OIL TRANSFER SYSTEMS 12V	416
CLEAN OIL TRANSFER SYSTEMS 240V	416
DRUM AND TANK TRANSFER UNITS	416
MECHANICAL FLOW METERS	417
SELF 3000 NOZZLES	417



**FROM ONLY**  
**£293.29**  
+VAT



**FROM ONLY**  
**£466.00**  
+VAT



**FROM ONLY**  
**£472.50**  
+VAT



**QUALITY PRODUCTS**



**FREE ADVICE**

**FREE UK**  
**NEXT DAY**  
**DELIVERY**  
**ON ALL**  
**WEB**  
**ORDERS**



www.flowfitonline.com  
TECH. DATA SHEET  
**FT01**

## HF10 FILTRATION UNIT



The HF10 range of trolleys is the ideal tool for decontaminating oil by removing suspended particles either by flushing or continuous cleaning. It is well suited for pre-filtering and transfer of fluids as well as removing water from hydraulic systems (Optional water removal filter required)

### BENEFITS

Reduces maintenance costs and down time through regular use which extends the life of the oil which ultimately helps the environment as well as costs through improved productivity and reduced oil dispersal.

### TECHNICAL FEATURES

Wheeled tubular support with anti-corrosion treatment and paint finish for outdoor use.  
Easy to use with a powerful electric pump and self-priming vane pump equipped with a bypass safety system.  
Self ventilated IP55 induction motor with thermal protection and cut-off switch.  
Interchangeable cartridge filter to allow different elements for filtration of copper, metal and sand complete with manometer to signal filter clogging.  
Helically wound transparent suction and output tubing.

### TECHNICAL DATA

Flowrate of 25l/min on 110v and 240v with the 450v version giving up to 40 l/min.  
Power rate 750 watts 0.75 kW.  
Speed 1450 rpm.  
Operating temperature Min -10 degree Celsius to Max +40 degrees Celsius.  
Relative humidity Max 90%.  
Viscosity 20 – 50 cSt.  
Fluid permitted – Hydraulic oil, engine oil and diesel.  
Fluids not permitted – Gasoline, benzin, inflammable liquids with fp < 55 degrees Celsius, water, solvents and liquid food products.  
Maximum oil pump capacity of 4 metres @ 30 cSt.  
2.5m x 20mm diameter Return line tube, pvc spiral, with a 0.5m metal tube on end.  
2m x 20mm diameter suction line tube, pvc spiral, complete with metal wire filter strainer.

### TECHNICAL DIMENSIONS

Height 660mm, Width 310mm, Depth 400mm,  
Weight from 21kg

ORDER CODE	FLOW RATE	FILTRATION	VOLTAGE	NETT. PRICE	
				£ STERLING	€ EUROS
HF10	25 L/Min	10 Micron Paper	240	£472.50	€ 637.88
HF10110V	25 L/Min	10 Micron Paper	110	£540.92	€ 730.24

ELEMENTS	DESCRIPTION	NETT. PRICE	
		£ STERLING	€ EUROS
A110G03	3 Micron Absolute Fibreglass	£33.87	€ 45.10
A110G06	6 Micron Absolute Fibreglass	£33.87	€ 45.87
A110G10	10 Micron Absolute Fibreglass	£28.40	€ 39.38
A110G25	25 Micron Absolute Fibreglass	£28.40	€ 42.21
A110C10	10 Micron Nominal Paper	£8.35	€ 19.89
A110C25	25 Micron Nominal Paper	£8.35	€ 18.66
A110CW10	10 Micron Water Removal	£47.10	€ 58.17
A110T60	60 Micron Nominal Wiremesh	£15.58	€ 42.88
A110T90	90 Micron Nominal Wiremesh	£14.47	€ 45.10
A110T125	125 Micron Nominal Wiremesh	£14.47	€ 38.44

## SUPER DELUXE PORTABLE FILTRATION UNIT



The super deluxe portable filtration unit offers flow rates upto 75 l/min with filtration levels available from 3 micron upto 25 micron on return and 25 micron upto 125 micron on suction.

### BENEFITS

Compact lightweight construction comprising of a sturdy steel frame.  
Flow rates up to 75 l/min.  
Maximum dirt holding capacity elements.  
Available with filters from 3 micron upto 125 micron.  
Elements available for water removal.

### TECHNICAL DATA

0.75 kw electric motor complete with 5 metre power cable and electric control box.  
Visual contamination indicators.  
3 Metre wire reinforced suction and discharge hose.0.75 metre dip tubes with easy access stowage points.  
Fitted with standard buna nitrile seals (max temp 90 degree Celsius).  
Viton seals upto 110 degrees Celsius available on request.  
Viscosity range 7-750 cSt.  
Oil lift pumping capacity to height of 2 metres @ 30 cSt  
Heavy duty trolley and wheels.

www.flowfitonline.com  
TECH. DATA SHEET  
**FT02**

ORDER CODE	FLOW	VOLTAGE	KW	INLET FILTER	OUTLET FILTER	NETT. PRICE	
						£ STERLING	€ EUROS
HFT620-2-2-MS060-SP010-B	25 L/Min	240Vac	0.8	60 Micron Wiremesh	10 Micron Paper	£1,206.42	€ 1,628.66
HFT620-2-4-MS060-SP010-B	25 L/Min	415Vac	0.8	60 Micron Wiremesh	10 Micron Paper	£1,210.21	€ 1,633.78
HFT620-5-2-MS060-SP010-B	50 L/Min	240Vac	0.8	60 Micron Wiremesh	10 Micron Paper	£1,241.77	€ 1,676.39
HFT620-5-4-MS060-SP010-B	50 L/Min	415Vac	0.8	60 Micron Wiremesh	10 Micron Paper	£1,241.77	€ 1,676.39
HFT620-7-2-MS060-SP010-B	75 L/Min	240Vac	1.1	60 Micron Wiremesh	10 Micron Paper	£1,378.59	€ 1,861.09
HFT620-7-4-MS060-SP010-B	75 L/Min	415Vac	1.1	60 Micron Wiremesh	10 Micron Paper	£1,262.82	€ 1,704.81

## VISCOMAT OIL TRANSFER PUMPS

www.flowfitonline.com  
TECH. DATA SHEET  
**FT03**



The viscomat range is a family of internal profile or vane gear pumps designed to give an effective solution for the various requirements of pumping oil and lubricants.

Common features are quiet operation, regularity of flow due to the absence of pulsations, the ability to function with the delivery closed as a result of an incorporated bypass, high suction capacity and a compact design.

### Construction

Asynchronous, closed, self ventilating, ac motor (protection IP55) available in various voltages and frequencies, die cast aluminium pump body, by-pass integrated into the pump body, 1" female inlet/outlet ports.

### Viscosity

Viscomats 70 and 90 (Vane type) up to 500 cSt  
Viscomats 200/230 (Gear type) up to 2000 cSt

ORDER CODE	FLOW RATE	PRESSURE	MOTOR SINGLE PHASE	MOTOR 3 PHASE	RPM	POWER WATT	WEIGHT	NETT. PRICE	
								£ STERLING	€ EUROS
VISCOMAT70230V	25 L/Min	6 bar	230v 50 Hz	-	1450	750	14.1kg	£466.00	€ 629.10
VISCOMAT70400V	25 L/Min	6 bar	-	400v 50Hz	1450	750	14.1kg	£465.79	€ 628.82
VISCOMAT70110V	25 L/Min	6 bar	110v 50 Hz	-	1450	1200	14.1kg	£587.00	€ 792.45
VISCOMAT90400V	50 L/Min	5 bar	-	400v 50Hz	1450	2000	14.1kg	£527.09	€ 711.57
VISCOMAT200230V	9 L/Min	12 bar	230v 50 Hz	-	1450	550	9kg	£518.73	€ 700.29
VISCOMAT200400V	9 L/Min	12 bar	-	400v 50Hz	1450	550	9kg	£518.73	€ 700.29
VISCOMAT200110V	9 L/Min	12 bar	110v 60Hz	-	1730	950	9kg	£578.51	€ 780.99
VISCOMAT230230V	14 L/Min	12 bar	230v 50 Hz	-	1450	750	12.5kg	£640.97	€ 865.31
VISCOMAT230400V	14 L/Min	12 bar	-	400v 50Hz	1450	750	12.5kg	£640.97	€ 865.31

## DC PUMPS VISCOMAT DC

www.flowfitonline.com  
TECH. DATA SHEET  
**FT04**



A range of pumps for the transferring and delivery of oil by direct current which allows the task to be performed where electricity or pneumatic connections are not available hence allowing oil transfer and handling operations in yards, ports, on vehicles or boats.

### SPECIFICATION

Gear pump type  
High pressure  
Direct current brush motor with brush magnets.  
Aluminium pump body

Sintered steel gears  
Threaded entry and exit connectors  
Bypass valve incorporated in pump body  
Protection motor IP55

### PERFORMANCE

Flow rate from 4 to 10 L/min  
Operating pressure 4 to 10 bar  
Oil viscosity upto 2000cSt  
Duty cycle 30 mins  
Noise level less than 65DB

ORDER CODE	DESCRIPTION	RATE	BAR	OUTLET	VOLTAGE	AMPS	CYCLE	WEIGHT	NETT. PRICE	
									£ STERLING	€ EUROS
F00309020	DC60/1 12V	4 L/Min	5	1/2"	12	16	30mins	3kg	£307.95	€ 415.74
F00309010	60/2 12V	10 L/Min	4	3/4"	12	35	30mins	4.9kg	£340.85	€ 460.15
F00309000	DC120/1 12V	5 L/Min	10	1/2"	12	25	30mins	4.9kg	£368.11	€ 496.95
F00310020	60/1 24V	4 L/Min	5	1/2"	24	9	30mins	3kg	£307.45	€ 415.06
F00310010	60/2 24V	10 L/Min	4	3/4"	24	18	30mins	4.9kg	£362.71	€ 489.66
F00310000	120/1 24V	5 L/Min	10	1/2"	24	12	30mins	4.9kg	£341.24	€ 460.67



## HAND OPERATED PUMPS FOR OIL DRUMS

### ROTARY VANE TYPE



Manual action pumps suitable for transferring fluids listed.  
Characterised by ease of installation, simplicity of operation, dependability and economy.  
Construction available in cast alloy or cast iron • 250cm<sup>3</sup>/cycle • Rigid 1 metre suction pipe with 2" drum connector.  
Capable of flow rates up to approx 25 l/min.

www.flowfitonline.com  
TECH. DATA SHEET  
**FT05**

ORDER CODE	CONSTRUCTION	CYCLE	FLOWRATE	DIESEL	OIL	RAPS OIL	PETROL	NETT. PRICE	
								£ STERLING	€ EUROS
332000	Cast Alloy	350cm <sup>3</sup>	25 L/Min	YES	YES	YES	YES	£65.11	€ 87.90
CTS2001	Cast Iron	350cm <sup>3</sup>	25 L/Min	YES	YES	NO	NO	£34.39	€ 46.42

### DOUBLE ACTING SEMI-ROTARY HAND PUMPS



Manual action pumps suitable for transferring fluids listed.  
Characterised by ease of installation, simplicity of operation, dependability and economy.  
Construction in cast Iron with wooden spindled handle • Flanged fittings on both sides.  
Available upon request in other sizes up to 2" • Capable of flow rates up to approx 25 l/min.

www.flowfitonline.com  
TECH. DATA SHEET  
**FT06**

ORDER CODE	CONSTRUCTION	FLANGE SIZE	FLOWRATE	DIESEL	NETT. PRICE	
					£ STERLING	€ EUROS
CTS5010	Cast Iron	1/2" BSP	25 L/Min	YES	£67.94	€ 91.71
CTS5011	Cast Iron	3/4" BSP	25 L/Min	YES	£73.61	€ 99.37
CTS5000	Cast Iron	1" BSP	25 L/Min	YES	£91.55	€ 123.59

### LEVER OPERATED TRANSFER PUMP



Manual lever operated transfer pumps designed for the fast movement of lubricants, oils and diesels.  
Construction in Aluminium • 2" drum connectors • Capable of flows up to approx 25 l/min

www.flowfitonline.com  
TECH. DATA SHEET  
**FT07**

ORDER CODE	CONSTRUCTION	CONNECTOR	FLOWRATE	DIESEL	OIL	NETT. PRICE	
						£ STERLING	€ EUROS
CTS2000	Aluminium	2"	25 L/Min	YES	YES	£31.13	€ 42.03

## CLEAN OIL TRANSFER SYSTEMS 12V

www.flowfitonline.com  
TECH. DATA SHEET  
**FT08**



The oil transfer system unit is designed for transferring of oils where you are located with out the need for mains power or compressed air. This is achieved through the built-in battery and charger. The battery must be recharged after transferring approx 2-3 drums of oil.

### Performance

Flow rate 6 L/min  
Noise levels less than 65 DB  
Motor supply 12vdc  
Oil viscosity from 10 to 2000 cSt  
On demand dispensing with pressure switch  
Flow meter (Item 2 only) with precision of +/- 0.5%

### Specifications

Tubular structure trailer mounted support for moving drums, Complete with nozzle support, pipe support and drip collector.

Self priming pump with DC motor, 12vdc  
Protection Rating IP55  
3/4" gas suction pipe with filter.  
3 Metre long 5/8" gas delivery pipe.  
Delivery nozzle with flexible end and non-drip valve. Item 2 comes with meter.  
Pressure switch with incorporated safety valve.  
Battery with battery charger.

### Optional extras

Flow meters with oval gears

ORDER CODE	FLOW RATE	VOLTAGE	PRESSURE SWITCH	FLUID	METER	VISCOSITY	NETT. PRICE	
							£ STERLING	€ EUROS
VISCOTROLL 120/1 DC pst	6 L/Min	12 DC	YES	OIL	NO	Up to 2000cSt	£1,656.39	€ 2,236.12
VISCOTROLL 120/1 DC pst K400	6 L/Min	12 DC	YES	OIL	YES	Up to 2000cSt	£1,984.42	€ 2,678.96

## CLEAN OIL TRANSFER SYSTEMS 240V

www.flowfitonline.com  
TECH. DATA SHEET  
**FT09**



This unit is designed for transferring of oils within the workshop environment as it is powered by 230v electricity.

### Performance

Flow rate 25 L/min  
Operating pressure 6-12 bar  
Noise levels less than 65 DB  
Oil viscosity from 10 to 2000 cSt

### Specifications

Tubular structure trailer mounted support for moving drums, Complete with nozzle support, pipe support and drip collector.

Self priming pump with AC asynchronous motor, self-ventilating closed (ProtectionRating IP55) at 230v  
1" gas suction pipe with standing valve and filter.  
4 Metre long 1" gas delivery pipe.  
Delivery nozzle with flexible end and automatic non-drip valve.

### Optional extras

Flow meters.  
Pressure switch with incorporated safety valve.  
Viscosity of 2000cSt on a 9 l/min version.

ORDER CODE	FLOW RATE	VOLTAGE	POWER KW	FLUID	METER	VISCOSITY	NETT. PRICE	
							£ STERLING	€ EUROS
VISCOTROLL 70	25 L/Min	230	0.75	OIL	NO	Up to 500cSt	£843.58	€ 1,138.83
VISCOTROLL 70/K33	25 L/Min	230	0.75	OIL	YES	Up to 500cSt	£1,031.74	€ 1,392.85

## DRUM AND TANK TRANSFER UNITS

www.flowfitonline.com  
TECH. DATA SHEET  
**FT10**



This range has been developed for the easy connection to tanks and drums and offers a simple and efficient solution for transferring or dispensing of fluids.

Optional extras are available on some models for flow metres to control the amount of fluid to disperse or to limit the users consumption.

A variety of motor voltages and flow rates are clearly shown in the table below.

The unit comes with a suction tube for direct connection to your tank or drum and a nozzle holder placed near the pump to ensure clean and easy operation.

Standard hose delivery length is 4 metres.

Unit suitable for diesel, oil and raps oil as shown in table below.

ORDER CODE	VOLTAGE	FLOWRATE	HOSE LENGTH	HOSE SIZE	WEIGHT	METER	FLUIDS	NETT. PRICE	
								£ STERLING	€ EUROS
DRUMVCT70	230	28 L/Min	4m	3/4"	18 kg	No	Oil & Raps Oil	£480.43	€ 648.58
DRUMVCT200	230	9 L/Min	4m	1/2"	18 kg	No	Oil	£483.82	€ 653.16
DRUMVCT70K33	230	25 L/Min	4m	3/4"	19 kg	Yes	Oil & Raps Oil	£669.89	€ 904.35
DRUM20001260	12	38 L/Min	4m	3/4"	10 kg	No	Diesel	£608.63	€ 821.65
DRUM20002460	24	38 L/Min	4m	3/4"	10 kg	No	Diesel	£608.63	€ 821.65
DRUMB112120	12	80 L/Min	4m	1"	18 kg	No	Diesel	£860.57	€ 1,161.77
DRUMB124120	24	80 L/Min	4m	1"	18 kg	No	Diesel	£860.57	€ 1,161.77

## MECHANICAL FLOW METERS

www.flowfitonline.com  
TECH. DATA SHEET  
**FT11**



This range of nutating-disk meters measure the exact quantity of fuel or lubricants that have been dispensed. They have been designed strictly for non commercial use and are very reliable, inexpensive, easy to install and simple to calibrate within the work place.

### Performance

Flow rate 20-120 L/min.  
Precision +/- 1% of flow range after calibration.  
Max Operating pressure 10 bar (142 psi).  
Bursting pressure 30 bar (426 psi).  
Resolution 0.1 litres.  
Readout as follows:-  
K33 – 3 digit subtotals (Max 999 litres) 6 digit totals.  
K44 – 4 digit subtotals (Max 9999 litres) 7 digit totals.

### Specifications

Aluminium metering chamber with polybutylene nutating disk.

1" G inlet, 1" g outlet, in line.  
The top plate can be rotated to allow flow from either position.  
Mechanical readout device with rotating wheels.  
Subtotals can be set to zero, total readout cannot be reset.  
Available with litre or gallon readouts.

### Optional extras

A pulser model is available upon request for connection to a fuel management system.

ORDER CODE	FLOW RATE L/MIN	MAX OPERATING PRESSURE	IN/OUT CONNECTIONS	WEIGHT	SUITABLE FOR DIESEL	SUITABLE FOR OIL	SUITABLE FOR RAPS OIL	NETT. PRICE	
								£ STERLING	€ EUROS
K33 diesel	20-120	230	1"	2kg	YES	NO	NO	£178.34	€ 240.76
K33	20-120	230	1"	2kg	NO	YES	YES	£173.39	€ 234.07
K44 diesel	20-120	230	1"	2kg	YES	NO	NO	£225.68	€ 304.66
K44	20-120	230	1"	2kg	NO	YES	YES	£225.68	€ 304.66

## SELF 3000 NOZZLES

www.flowfitonline.com  
TECH. DATA SHEET  
**FT12**



Manual nozzles have been designed to satisfy the need of safety, ease of handling and efficiency. The nozzles are manufactured with a resistant aluminium body enclosed in an anti-shock plastic shell which increases the nozzles ease of handling by making the grip comfortable even when working at low temperatures. The integrated swivel connector, and the hammer free valve inside it, guarantees a high degree of safety. The low loss of head, given the conformation of the valve, allows it to function at upto 150 L/min.

CTS CODE	DESCRIPTION	FLOW	BAR	NETT. PRICE	
				£ STERLING	€ EUROS
650000	Self 3000 Nozzle	Upto 150l/min	Upto 10	£32.70	€ 44.14

**If the part number needed is not listed please ask the Flowfit Sales Team**

**HYDRAULIC QUICK  
RELEASE COUPLINGS**

# HYDRAULIC QUICK RELEASE COUPLINGS

PRODUCT	PAGE
FLOWFIT HYDRAULIC ISO A QUICK RELEASE COUPLINGS MALE & FEMALE ENDS	419
FLOWFIT HYDRAULIC FLAT FACE QUICK RELEASE COUPLINGS MALE & FEMALE ENDS	421
FLOWFIT HYDRAULIC TRAILER BRAKE QUICK RELEASE COUPLINGS	423



**FROM  
ONLY  
£3.80  
+VAT**



**FROM  
ONLY  
£14.42  
+VAT**



**FROM  
ONLY  
£4.44  
+VAT**



**QUALITY PRODUCTS**



**FREE ADVICE**





# FLOWFIT HYDRAULIC QUICK RELEASE COUPLINGS

## FLOWFIT HYDRAULIC ISO A QUICK RELEASE COUPLINGS MALE & FEMALE ENDS

www.flowfitonline.com  
TECH. DATA SHEET  
**QRC01**



Flowfit hydraulic ISO A quick release couplings are used in a wide range of hydraulic applications including construction equipment manufacturing machinery and on plant systems. They can be found where fluid transfer lines need to be connected and disconnected for operation or maintenance of equipment.

Flowfit Hydraulic ISO A quick release couplings interchange with:

- |             |               |
|-------------|---------------|
| Parker6600  | Perfecting K  |
| Safeway S56 | Snap Tite 61  |
| Tomco A5600 | Aeroquip FD56 |
| DNP PAV     | Stucchi BIR   |

Please refer to the specification table below to ensure the correct size is selected.

Red plastic plugs and caps for female/male couplings up to 1" BSP and aluminium plugs and caps for female/male couplings from 1 1/4" - 2" BSP available to protect and stop dirt entering the quick releases and your hydraulic circuit.

### INSTRUCTIONS FOR USE

Prior to connecting ensure that the mating parts of the couplings are clean and free of dirt to avoid contamination of the hydraulic system.

To connect, pull the collar on the female coupling back and insert the male coupling as far as it will go. Release the collar to lock the couplings together.

To disconnect, pull the collar on the female coupling back and allow the male coupling to disengage.

### CAUTION

Under no circumstances should the couplings be connected or disconnected with pressure in the hydraulic system.

Whilst in use, the couplings may become hot (up to +100°C). Protective gloves should be worn when disconnecting.

To reduce the risk of contamination, the use of protective plugs and caps on the couplings when they are disconnected is strongly recommended (available separately).

### SPECIFICATION

Materials: zinc-plated carbon steel body

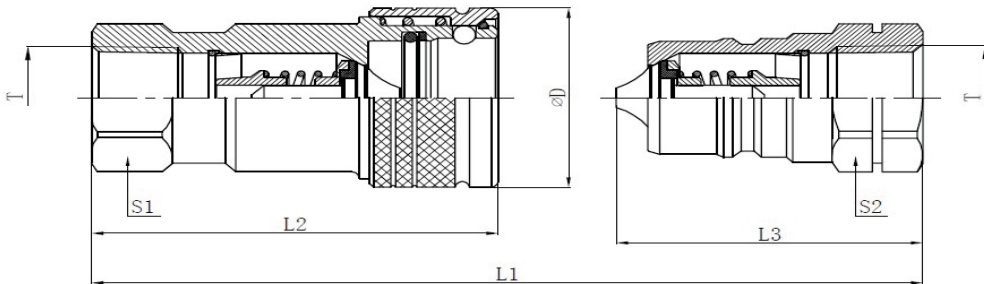
Valve: Poppet Type

Back-up ring: in pure Teflon

Seals: standard in nitrile NBR.

On request FKM, EPDM and VMQ seals

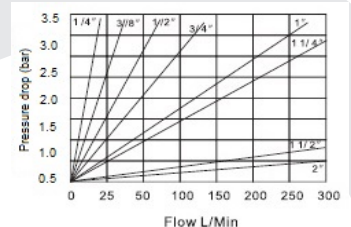
Working temperature: with standard seals -25°C+ 125°C



DN	ISO	L1	L2	L3	ØD	S1	S2	T	PRODUCT REFERENCE (F)	PRODUCT REFERENCE (M)
04	6.3	70.0	49.0	35.0	26.2	19.0	19.0	1/4" BSP	QRCISOAF14	QRCISOAM14
06	10	85.0	60.5	42.5	31.0	22.0	22.0	3/8" BSP	QRCISOAF38	QRCISOAM38
08	12.5	94.0	68.5	46.5	38.0	27.0	27.0	1/2" BSP	QRCISOAF12	QRCISOAM12
12	20	115.0	85.0	57.5	46.0	34.0	34.0	3/4" BSP	QRCISOAF34	QRCISOAM34
16	25	131.5	99.5	65.5	52.0	41.0	41.0	1" BSP	QRCISOAF1	QRCISOAM1
20	31.5	148.0	116.0	74.0	70.0	50.0	50.0	1-1/4" BSP	QRCISOAF114	QRCISOAM114
24	40	168.0	136.5	85.0	83.0	60.0	60.0	1-1/2" BSP	QRCISOAF112	QRCISOAM112
32	50	200.7	160.0	100.0	99.0	75.0	75.0	2" BSP	QRCISOAF2	QRCISOAM2

NOMINAL SIZE	MAX. WORKING PRESSURE	MAX FLOW	RATED FLOW	MIN BURST PRESSURE			FLUID SPILLAGE	
				MALE	FEMALE	COUPLED		
DN	ISO	(BAR)	(L/M)	(L/M)	(BAR)	(BAR)	(BAR)	(CC)
04	6.3	315	12	12	1510	1760	1450	0.5
06	10	315	46	23	1470	1520	1590	1.9
08	12.5	250	90	45	1000	1460	1240	2.7
12	20	250	148	106	900	1530	1040	9.3
16	25	200	200	189	1300	960	1300	16
20	31.5	200	378	288	1140	850	1090	30
24	40	160	750	379	810	790	820	54
32	50	100	1000	757	650	960	1100	120

### TECHNICAL DATA



PRODUCT REFERENCE	DESCRIPTION	NETT. PRICE	
		£ STERLING	€ EUROS
QRCISOAF14	HYDRAULIC ISO A QUICK RELEASE COUPLING FEMALE 1/4" BSP, DN04, ISO 6.3, 315 BAR RATED, 12 L/MIN	£2.40	€ 3.24
QRCISOAM14	HYDRAULIC ISO A QUICK RELEASE COUPLING MALE 1/4" BSP, DN04, ISO 6.3, 315 BAR RATED, 12 L/MIN	£1.28	€ 1.73
QRCISOAF38	HYDRAULIC ISO A QUICK RELEASE COUPLING FEMALE 3/8" BSP, DN06, ISO 10, 315 BAR RATED, 23 L/MIN	£2.59	€ 3.50
QRCISOAM38	HYDRAULIC ISO A QUICK RELEASE COUPLING MALE 3/8" BSP, DN06, ISO 10, 315 BAR RATED, 23 L/MIN	£1.21	€ 1.63
QRCISOAF12	HYDRAULIC ISO A QUICK RELEASE COUPLING FEMALE 1/2" BSP, DN08, ISO 12.5, 250 BAR RATED, 45 L/MIN	£3.33	€ 4.50
QRCISOAM12	HYDRAULIC ISO A QUICK RELEASE COUPLING MALE 1/2" BSP, DN08, ISO 12.5, 250 BAR RATED, 45 L/MIN	£1.23	€ 1.66
QRCISOAF34	HYDRAULIC ISO A QUICK RELEASE COUPLING FEMALE 3/4" BSP, DN12, ISO 20, 250 BAR RATED, 106 L/MIN	£5.84	€ 7.88
QRCISOAM34	HYDRAULIC ISO A QUICK RELEASE COUPLING MALE 3/4" BSP, DN12, ISO 20, 250 BAR RATED, 106 L/MIN	£3.08	€ 4.16
QRCISOAF1	HYDRAULIC ISO A QUICK RELEASE COUPLING FEMALE 1" BSP, DN16, ISO 25, 200 BAR RATED, 189 L/MIN	£9.80	€ 13.23
QRCISOAM1	HYDRAULIC ISO A QUICK RELEASE COUPLING MALE 1" BSP, DN16, ISO 25, 200 BAR RATED, 189 L/MIN	£4.75	€ 6.41
QRCISOAF114	HYDRAULIC ISO A QUICK RELEASE COUPLING FEMALE 1 1/4" BSP, DN20, ISO 31.5, 200 BAR RATED, 288 L/MIN	£15.91	€ 21.48
QRCISOAM114	HYDRAULIC ISO A QUICK RELEASE COUPLING MALE 1 1/4" BSP, DN20, ISO 31.5, 200 BAR RATED, 288 L/MIN	£10.22	€ 13.80
QRCISOAF112	HYDRAULIC ISO A QUICK RELEASE COUPLING FEMALE 1 1/2" BSP, DN24, ISO 40, 160 BAR RATED, 379 L/MIN	£46.88	€ 63.29
QRCISOAM112	HYDRAULIC ISO A QUICK RELEASE COUPLING MALE 1 1/2" BSP, DN24, ISO 40, 160 BAR RATED, 379 L/MIN	£22.84	€ 30.83
QRCISOAF2	HYDRAULIC ISO A QUICK RELEASE COUPLING FEMALE 2" BSP, DN32, ISO 50, 200 BAR RATED 757 L/MIN	£82.94	€ 111.97
QRCISOAM2	HYDRAULIC ISO A QUICK RELEASE COUPLING MALE 2" BSP, DN32, ISO 50, 200 BAR RATED 757 L/MIN	£39.07	€ 52.74

## ACCESSORIES



DN	ISO	FEMALE DUST PLUG	MALE DUST CAP	MATERIAL
04	6.3	PPQRCISOAF14	PPQRCISOAM14	Plastic
06	10	PPQRCISOAF38	PPQRCISOAM38	Plastic
08	12.5	PPQRCISOAF12	PPQRCISOAM12	Plastic
12	20	PPQRCISOAF34	PPQRCISOAM34	Plastic
16	25	PPQRCISOAF1	PPQRCISOAM1	Plastic
20	31.5	ALQRCISOAF114	ALQRCISOAM114	Aluminium
24	40	ALQRCISOAF112	ALQRCISOAM112	Aluminium
32	50	ALQRCISOAF2	ALQRCISOAM2	Aluminium

PRODUCT REFERENCE	DESCRIPTION	NETT. PRICE	
		£ STERLING	€ EUROS
PPQRCISOAF14	PLASTIC DUST PLUG FOR 1/4"BSP, DN04 ISO A FEMALE QRC	£0.48	€ 0.65
PPQRCISOAM14	PLASTIC DUST CAP FOR 1/4"BSP, DN04 ISO A MALE QRC	£0.48	€ 0.65
PPQRCISOAF38	PLASTIC DUST PLUG FOR 3/8"BSP, DN06 ISO A FEMALE QRC	£0.58	€ 0.78
PPQRCISOAM38	PLASTIC DUST CAP FOR 3/8"BSP, DN06 ISO A MALE QRC	£0.58	€ 0.78
PPQRCISOAF12	PLASTIC DUST PLUG FOR 1/2"BSP, DN08 ISO A FEMALE QRC	£0.58	€ 0.78
PPQRCISOAM12	PLASTIC DUST CAP FOR 1/2"BSP, DN08 ISO A MALE QRC	£0.58	€ 0.78
PPQRCISOAF34	PLASTIC DUST PLUG FOR 3/4"BSP, DN12 ISO A FEMALE QRC	£0.62	€ 0.84
PPQRCISOAM34	PLASTIC DUST CAP FOR 3/4"BSP, DN12 ISO A MALE QRC	£0.62	€ 0.84
PPQRCISOAF1	PLASTIC DUST PLUG FOR 1"BSP, DN16 ISO A FEMALE QRC	£1.11	€ 1.50
PPQRCISOAM1	PLASTIC DUST CAP FOR 1"BSP, DN16 ISO A MALE QRC	£1.11	€ 1.50
ALQRCISOAF114	ALUMINIUM DUST PLUG FOR 1 1/4"BSP, DN20 ISO A FEMALE QRC	£12.39	€ 16.73
ALQRCISOAM114	ALUMINIUM DUST CAP FOR 1 1/4"BSP, DN20 ISO A MALE QRC	£11.58	€ 15.64
ALQRCISOAF112	ALUMINIUM DUST PLUG FOR 1 1/2"BSP, DN24 ISO A FEMALE QRC	£13.03	€ 17.59
ALQRCISOAM112	ALUMINIUM DUST CAP FOR 1 1/2"BSP, DN24 ISO A MALE QRC	£12.89	€ 17.41
ALQRCISOAF2	ALUMINIUM DUST PLUG FOR 2"BSP, DN32 ISO A FEMALE QRC	£20.07	€ 27.09
ALQRCISOAM2	ALUMINIUM DUST CAP FOR 2"BSP, DN32 ISO A MALE QRC	£19.73	€ 26.63

# FLOWFIT HYDRAULIC FLAT FACE QUICK RELEASE COUPLINGS MALE & FEMALE ENDS

www.flowfitonline.com  
TECH. DATA SHEET  
**QRC02**



**WARNING**

These couplings are unsuitable for use on Pulse/Hammer applications.

Flowfit hydraulic flat face quick release couplings of this series represent the first genuine revolution in the field of applications for flat face quick release couplings. Where previous models performed well at low operating pressures and with limited fluctuations in pressure, these new couplings can be used in applications typified by high operating pressures, high flow rates and low pressure drops, offering the same guarantees as components of conventional design.

Flowfit couplings are manufactured to the new ISO 16028 standard. This guarantees: Interchangeability with other couplings responding to the new standard, Maximum operating pressure 350 bar for all sizes, dependable operation of the coupling and low pressure drops are guaranteed, irrespective of the flow direction, male to female or female to male.

Flowfit Hydraulic Flat Face Quick Release Couplings Interchange with:

- Parker FE
- Safeway S56
- Faster 2FFI
- Aeroquip FD 89
- Snap Tite 74
- DNP PLT4
- Tomco FE
- Stucchi FIRG

Please refer to the specification table below to ensure the correct size is selected. Red plastic caps for female/male couplings up to 1" BSP available to protect and stop dirt entering the quick releases and your hydraulic circuit.

**INSTRUCTIONS FOR USE**

Prior to connecting ensure that the mating surfaces of the couplings are clean and free of dirt to avoid contamination of the hydraulic system.

To connect, push both couplings together until the locking mechanism engages.

For added security and to prevent accidental disconnection, rotate the collar on the female coupling a quarter turn.

To disconnect, rotate the collar on the female coupling until the notch aligns with protruding ball bearing then pull the collar back, allowing the couplings to disengage.

**CAUTION**

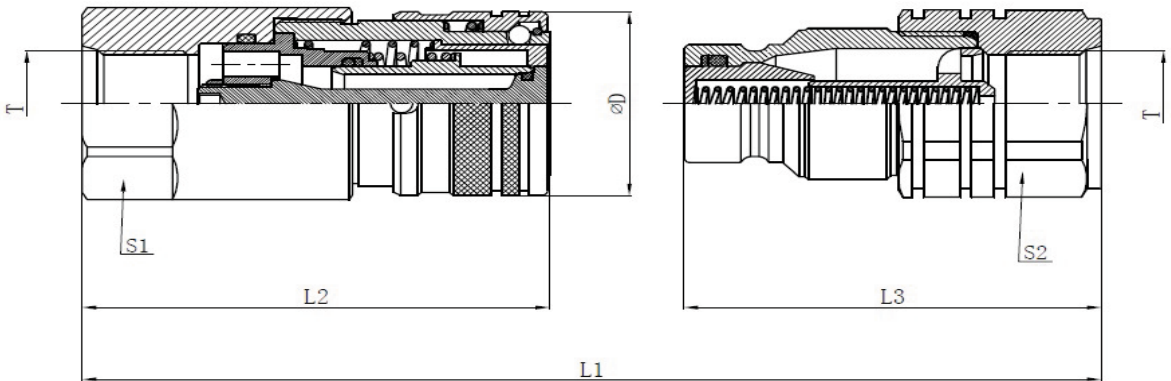
Under no circumstances should the couplings be connected or disconnected with pressure in the hydraulic system.

Whilst in use, the couplings may become hot (up to +100°C). Protective gloves should be worn when disconnecting.

To reduce the risk of contamination, the use of protective caps on the couplings when they are disconnected is strongly recommended (available separately).

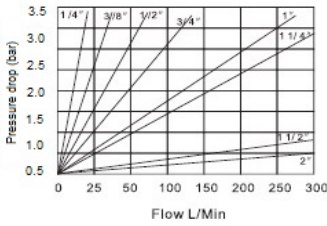
**SPECIFICATION**

Materials: zinc-plated carbon steel body  
Seals: standard in nitrile NBR. On request FKM, EPDM and VMQ seals  
Back-up ring: in pure Teflon  
Working temperature: with standard seals -25°c + 125°c



DN	ISO	L1	L2	L3	ØD	S1	S2	T	PRODUCT REFERENCE (F)	PRODUCT REFERENCE (M)
04	6.3	100.0	58.5	53.3	28.0	22.0	22.0	1/4" BSP	QRCFFF14	QRCFFM14
06	10	121.0	73.5	61.2	32.0	30.0	30.0	3/8" BSP	QRCFFF38	QRCFFM38
06	10	121.0	73.5	61.2	32.0	30.0	30.0	1/2" BSP	QRCFFF12-38	QRCFFM12-38
08	12.5	143.5	73.4	74.0	38.0	36.0	36.0	1/2" BSP	QRCFFF12	QRCFFM12
08	12.5	143.5	73.4	74.0	38.0	36.0	36.0	3/4" BSP	QRCFFF34-12	QRCFFM34-12
12	20	154.0	95.0	87.0	48.0	41.0	41.0	3/4" BSP	QRCFFF34	QRCFFM34
12	20	154.0	95.0	87.0	48.0	41.0	41.0	1" BSP	QRCFFF1-34	QRCFFM1-34
16	25	177.0	109.5	92.0	55.0	50.0	50.0	1" BSP	QRCFFF1	QRCFFM1
16	25	177.0	109.5	92.0	55.0	50.0	50.0	1 1/4" BSP	QRCFFF1620114	QRCFFM1620114
24	40	224.0	133.0	120.0	80.0	65.0	70.0	1-1/2" BSP	QRCFFF24112	QRCFFM24112
32	50	284.0	147.5	173.0	102.0	80.0	80.0	2" BSP	QRCFFF322	QRCFFM322

## TECHNICAL DATA



NOMINAL SIZE		MAX. WORKING PRESSURE (BAR)	MAX FLOW (L/M)	RATED FLOW (L/M)	MIN BURST PRESSURE			FLUID SPILLAGE (CC)
DN	ISO				MALE (BAR)	FEMALE (BAR)	COUPLED (BAR)	
04	6.3	400	24	12	1900	1900	1430	0.008
06	10	350	46	23	1560	1780	1610	0.01
08	12.5	350	90	45	1700	1590	1900	0.012
12	20	350	170	100	1660	1470	1840	0.02
16	25	350	378	189	1470	1400	1530	0.03
24	40	250	750	379	1000	1000	1000	0.25
32	50	250	1000	758	1000	1000	1000	0.35

PRODUCT REFERENCE	DESCRIPTION	NETT. PRICE	
		£ STERLING	€ EUROS
QRCFFF14	HYDRAULIC FLAT FACE QUICK RELEASE COUPLING FEMALE 1/4" BSP, DN04, ISO 6.3, 400 BAR RATED, 12 L/MIN	£7.36	€ 9.94
QRCFFM14	HYDRAULIC FLAT FACE QUICK RELEASE COUPLING MALE 1/4" BSP, DN04, ISO 6.3, 400 BAR RATED, 12 L/MIN	£3.23	€ 4.37
QRCFFF38	HYDRAULIC FLAT FACE QUICK RELEASE COUPLING FEMALE 3/8" BSP, DN06, ISO10, 350 BAR RATED, 23 L/MIN	£9.62	€ 12.98
QRCFFM38	HYDRAULIC FLAT FACE QUICK RELEASE COUPLING MALE 3/8" BSP, DN06, ISO10, 350 BAR RATED, 23 L/MIN	£4.81	€ 6.49
QRCFFF12-38	HYDRAULIC FLAT FACE QUICK RELEASE COUPLING FEMALE 1/2" BSP, DN06, ISO10, 350 BAR RATED, 23 L/MIN	£9.62	€ 12.98
QRCFFM12-38	HYDRAULIC FLAT FACE QUICK RELEASE COUPLING MALE 1/2" BSP, DN06, ISO10, 350 BAR RATED, 23 L/MIN	£4.81	€ 6.49
QRCFFF12	HYDRAULIC FLAT FACE QUICK RELEASE COUPLING FEMALE 1/2" BSP, DN08, ISO 12.5, 350 BAR RATED, 45 L/MIN	£12.34	€ 16.66
QRCFFM12	HYDRAULIC FLAT FACE QUICK RELEASE COUPLING MALE 1/2" BSP, DN08, ISO 12.5, 350 BAR RATED, 45 L/MIN	£6.08	€ 8.21
QRCFFF34-12	HYDRAULIC FLAT FACE QUICK RELEASE COUPLING FEMALE 3/4" BSP, DN08, ISO 12.5, 350 BAR RATED, 45 L/MIN	£12.34	€ 16.66
QRCFFM34-12	HYDRAULIC FLAT FACE QUICK RELEASE COUPLING MALE 3/4" BSP, DN08, ISO 12.5, 350 BAR RATED, 45 L/MIN	£6.08	€ 8.21
QRCFFF34	HYDRAULIC FLAT FACE QUICK RELEASE COUPLING FEMALE 3/4" BSP, DN12, ISO 20, 350 BAR RATED, 100 L/MIN	£20.66	€ 27.90
QRCFFM34	HYDRAULIC FLAT FACE QUICK RELEASE COUPLING MALE 3/4" BSP, DN12, ISO 20, 350 BAR RATED, 100 L/MIN	£12.94	€ 17.46
QRCFFF1-34	HYDRAULIC FLAT FACE QUICK RELEASE COUPLING FEMALE 1" BSP, DN12, ISO 20, 350 BAR RATED, 100 L/MIN	£20.66	€ 27.90
QRCFFM1-34	HYDRAULIC FLAT FACE QUICK RELEASE COUPLING MALE 1" BSP, DN12, ISO 20, 350 BAR RATED, 100 L/MIN	£12.94	€ 17.46
QRCFFF1	HYDRAULIC FLAT FACE QUICK RELEASE COUPLING FEMALE 1" BSP, DN16, ISO 25, 350 BAR RATED, 189 L/MIN	£30.38	€ 41.01
QRCFFM1	HYDRAULIC FLAT FACE QUICK RELEASE COUPLING MALE 1" BSP, DN16, ISO 25, 350 BAR RATED, 189 L/MIN	£16.46	€ 22.23
QRCFFF1620114	HYDRAULIC FLAT FACE QUICK RELEASE COUPLING FEMALE 1 1/4" BSP, DN16/DN20, ISO 25, 350 BAR RATED 189 L/MIN	£36.15	€ 48.80
QRCFFM1620114	HYDRAULIC FLAT FACE QUICK RELEASE COUPLING MALE 1 1/4" BSP, DN16/DN20, ISO 25, 350 BAR RATED 189 L/MIN	£16.46	€ 22.23
QRCFFF24112	HYDRAULIC FLAT FACE QUICK RELEASE COUPLING FEMALE 1 1/2" BSP, DN24, ISO 40, 250 BAR, 379 L/MIN	£114.90	€ 155.12
QRCFFM24112	HYDRAULIC FLAT FACE QUICK RELEASE COUPLING MALE 1 1/2" BSP, DN24, ISO 40, 250 BAR, 379 L/MIN	£58.99	€ 79.64
QRCFFF322	HYDRAULIC FLAT FACE QUICK RELEASE COUPLING FEMALE 2" BSP, DN32, 250 BAR RATED, 758 L/MIN	£223.78	€ 302.10
QRCFFM322	HYDRAULIC FLAT FACE QUICK RELEASE COUPLING MALE 2" BSP, DN32, 250 BAR RATED, 758 L/MIN	£118.67	€ 160.21

## ACCESSORIES



DN	ISO	FEMALE DUST PLUG	MALE DUST CAP	MATERIAL
04	6.3	PPQRCFFF14	PPQRCFFM14	Plastic
06	10	PPQRCFFF38	PPQRCFFM38	Plastic
12	20	PPQRCFFF34	PPQRCFFM34	Plastic
16	25	PPQRCFFF1	PPQRCFFM1	Plastic

PRODUCT REFERENCE	DESCRIPTION	NETT. PRICE	
		£ STERLING	€ EUROS
PPQRCFFF14	PLASTIC DUST CAP FOR 1/4"BSP, DN04 FLAT FACE FEMALE QRC	£0.58	€ 0.78
PPQRCFFM14	PLASTIC DUST CAP FOR 1/4"BSP, DN04 FLAT FACE MALE QRC	£0.58	€ 0.78
PPQRCFFF38	PLASTIC DUST CAP FOR 3/8"BSP, DN06 FLAT FACE FEMALE QRC AND 1/2"BSP, DN06 FLAT FACE FEMALE QRC	£0.62	€ 0.84
PPQRCFFM38	PLASTIC DUST CAP FOR 3/8"BSP, DN06 FLAT FACE MALE QRC AND 1/2"BSP, DN06 FLAT FACE MALE QRC	£0.62	€ 0.84
PPQRCFFF12	PLASTIC DUST CAP FOR 1/2"BSP, DN08 FLAT FACE FEMALE QRC AND 3/4"BSP, DN08 FLAT FACE FEMALE QRC	£0.72	€ 0.98
PPQRCFFM12	PLASTIC DUST CAP FOR 1/2"BSP, DN08 FLAT FACE MALE QRC AND 3/4"BSP, DN08 FLAT FACE MALE QRC	£0.72	€ 0.98
PPQRCFFF34	PLASTIC DUST CAP FOR 3/4"BSP, DN12 FLAT FACE FEMALE QRC AND 1"BSP, DN12 FLAT FACE FEMALE QRC	£0.84	€ 1.13
PPQRCFFM34	PLASTIC DUST CAP FOR 3/4"BSP, DN12 FLAT FACE MALE QRC AND 1"BSP, DN12 FLAT FACE MALE QRC	£0.84	€ 1.13
PPQRCFFF1	PLASTIC DUST CAP FOR 1"BSP, DN16 FLAT FACE FEMALE QRC	£1.28	€ 1.73
PPQRCFFM1	PLASTIC DUST CAP FOR 1"BSP, DN16 FLAT FACE MALE QRC	£1.28	€ 1.73

# FLOWFIT HYDRAULIC TRAILER BRAKE QUICK RELEASE COUPLINGS

www.flowfitonline.com  
**TECH. DATA SHEET**  
**QRC03**



Flowfit hydraulic trailer brake quick release couplings are mainly used in the agricultural sector for hydraulic braking systems.

Flowfit Hydraulic Trailer Brake Quick Release Couplings Interchange with:

- NFU 16-006/68
- DNP PFT
- Parker 5676

Please refer to the specification table below to ensure the correct size is selected.

A grey plastic cap for the male couplings and a steel parking plug for the female coupling are available to protect and stop dirt entering the quick releases and your hydraulic circuit.

## INSTRUCTIONS FOR USE

Prior to connecting ensure that the mating parts of the couplings are clean and free of dirt to avoid contamination of the hydraulic system.

To connect, pull the collar on the female coupling back and insert the male coupling as far as it will go. Release the collar to lock the couplings together.

To disconnect, pull the collar on the female coupling back and allow the male coupling to disengage.

## CAUTION

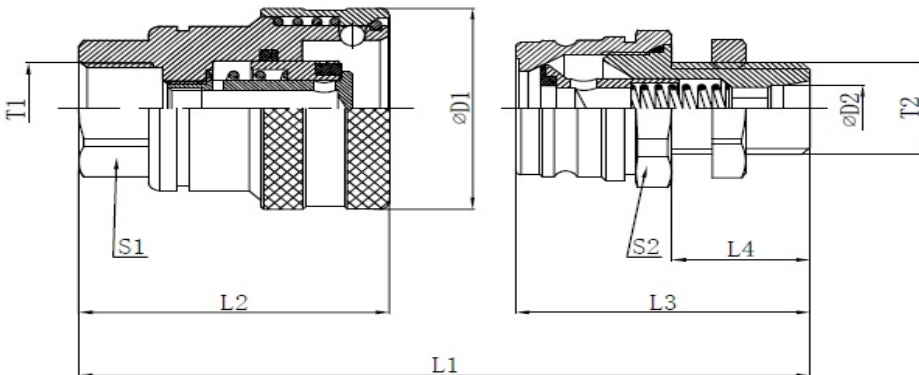
Under no circumstances should the couplings be connected or disconnected with pressure in the hydraulic system.

To reduce the risk of contamination, the use of protective plugs and caps on the couplings when they are disconnected is strongly recommended (available separately).

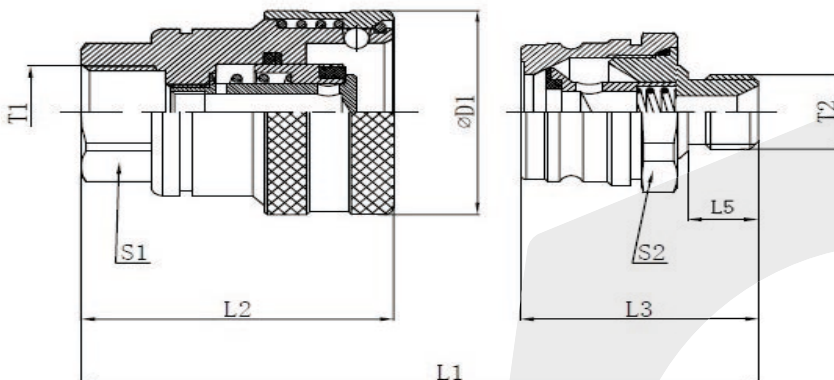
## SPECIFICATION

- Materials: zinc-plated carbon steel body
- Valve: Flat valve type
- Back-up ring: in pure Teflon
- Seals: standard in nitrile NBR.
- On request FKM, EPDM and VMQ seals
- Working temperature: with standard seals  
-25°C + 125°C

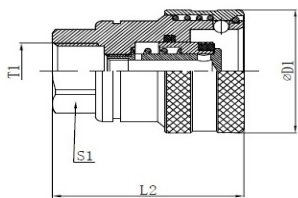
## FEMALE TO MALE WITH BULKHEAD



## FEMALE TO MALE WITH MALE THREAD

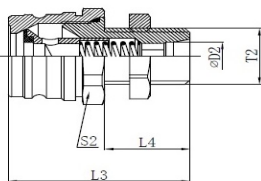






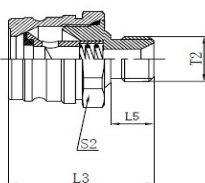
### FEMALE TRAILER BREAK QUICK RELEASE COUPLING

DN	ISO	L2	D1	S1	T1	PRODUCT REFERENCE
08	12.5	56.0	44.0	27.0	3/8" BSP	QRCTBF38
					1/2" BSP	QRCTBF12
					M18x1.5	QRCTBFM18



### MALE TRAILER BRAKE QUICK RELEASE COUPLING WITH BULKHEAD CONNECTION

DN	ISO	L3	L4	S2	D2	T2	PRODUCT REFERENCE
8.0	12.5	51.0	23.0	32.0	12.0	M18x1.5	QRCTBBMM18
					15.0	M22x1.5	QRCTBBMM22
Combined length with Female Trailer Brake Coupling (L1) = 91.5							



### MALE TRAILER BRAKE QUICK RELEASE COUPLING WITH MALE THREAD

DN	ISO	L3	L5	S2	T2	PRODUCT REFERENCE
8.0	12.5	48.0	15.0	32.0	1/2" BSP	QRCTBM12

Combined length with Female Trailer Brake Coupling (L1) = 88.5

## TECHNICAL DATA

NOMINAL SIZE		MAX. WORKING PRESSURE (BAR)	RATED FLOW (L/M)	MIN BURST PRESSURE			FLUID SPILLAGE (CC)
DN	ISO			MALE (BAR)	FEMALE (BAR)	COUPLED (BAR)	
04	6.3	400	12	1900	1900	1430	0.008
06	10	350	23	1560	1780	1610	0.01
08	12.5	350	45	1700	1590	1900	0.012
12	20	350	100	1660	1470	1840	0.02
16	25	350	189	1470	1400	1530	0.03
24	40	250	379	1000	1000	1000	0.25
32	50	250	758	1000	1000	1000	0.35

PRODUCT REFERENCE	DESCRIPTION	NETT. PRICE	
		£ STERLING	€ EUROS
QRCTBF38	TRAILER BRAKE QRC FEMALE 3/8" BSP DN08, 150 BAR RATED 24 L/MIN	£4.44	€ 6.00
QRCTBF12	TRAILER BRAKE QRC FEMALE 1/2" BSP DN08, 150 BAR RATED 24 L/MIN	£4.44	€ 6.00
QRCTBFM18	TRAILER BRAKE QRC FEMALE M18X1.5 DN08, 150 BAR RATED 24 L/MIN	£4.44	€ 6.00
QRCTBBMM18	TRAILER BRAKE QRC MALE M18X1.5 BULKHEAD DN08, 150 BAR RATED 24 L/MIN	£3.84	€ 5.19
QRCTBBMM22	TRAILER BRAKE QRC MALE M22X1.5 BULKHEAD DN08, 150 BAR RATED 24 L/MIN	£3.84	€ 5.19
QRCTBM12	TRAILER BRAKE QRC MALE 1/2"BSP DN08, 150 BAR RATED 24 L/MIN	£3.84	€ 5.19

## ACCESSORIES



DN	ISO	FEMALE DUST PLUG	MALE DUST CAP	MATERIAL
08	12.5	QRCTBFS	QRCTBMPVC	Plastic
				Steel

PRODUCT REFERENCE	DESCRIPTION	NETT. PRICE	
		£ STERLING	€ EUROS
QRCTBMPVC	TRAILER BRAKE PLASTIC MALE DUST CAP COVER DN08 (GREY)	£0.45	€ 0.61
QRCTBFS	TRAILER BRAKE FEMALE STEEL DUST PLUG COUPLER COVER	£0.84	€ 1.13



## HYDRAULIC ADAPTORS

# HYDRAULIC ADAPTORS

PRODUCT	PAGE
MALE X MALE ADAPTORS	426
MALE X SWIVEL FEMALE ADAPTORS	440
SWIVEL FEMALE X SWIVEL FEMALE ADAPTORS	444
MALE X FIXED FEMALE & FIXED FEMALE/FEMALE ADAPTORS	445
TEES & CROSS ADAPTORS	448
ELBOW ADAPTORS	454
PLUGS, CAPS & CRIMP NUTS	461
SWEPTS, PUSH-INS, HOSE-TAILS & FERRULES	464
BONDED SEALS	466



**FROM ONLY  
£2.07  
+VAT**



**FROM ONLY  
£4.55  
+VAT**



**FROM ONLY  
£4.08  
+VAT**



**QUALITY PRODUCTS**

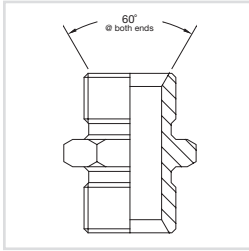


**FREE ADVICE**



# MALE X MALE ADAPTORS

## BSP MALE X BSP MALE



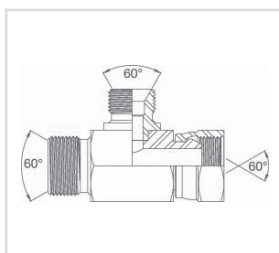
www.flowfitonline.com  
TECH. DATA SHEET  
**HA01**

PART NUMBER	DESCRIPTION	NETT. PRICE	
BUR00001	Hydraulic adaptor male x male, 1/8" BSP x 1/8" BSP	£1.00	€ 1.35
BUR00002	Hydraulic adaptor male x male, 1/8" BSP x 1/4" BSP	£1.04	€ 1.40
BUR00003	Hydraulic adaptor male x male, 1/8" BSP x 3/8" BSP	£1.35	€ 1.82
BUR00004	Hydraulic adaptor male x male, 1/8" BSP x 1/2" BSP	£1.76	€ 2.38
BUR00005	Hydraulic adaptor male x male, 1/4" BSP x 1/4" BSP	£1.00	€ 1.35
BUR00006	Hydraulic adaptor male x male, 1/4" BSP x 3/8" BSP	£1.14	€ 1.54
BUR00007	Hydraulic adaptor male x male, 1/4" BSP x 1/2" BSP	£1.41	€ 1.90
BUR00008	Hydraulic adaptor male x male, 1/4" BSP x 5/8" BSP	£3.32	€ 4.48
BUR00009	Hydraulic adaptor male x male, 1/4" BSP x 3/4" BSP	£3.32	€ 4.48
BUR00010	Hydraulic adaptor male x male, 1/4" BSP x 1" BSP	£5.19	€ 7.01
BUR00011	Hydraulic adaptor male x male, 1/4" BSP x 1 1/4" BSP	£17.60	€ 23.76
BUR00012	Hydraulic adaptor male x male, 1/4" BSP x 1 1/2" BSP	£21.37	€ 28.85
BUR00013	Hydraulic adaptor male x male, 1/4" BSP x 2" BSP	£29.22	€ 39.45
BUR00014	Hydraulic adaptor male x male, 3/8" BSP x 3/8" BSP	£1.14	€ 1.54
BUR00015	Hydraulic adaptor male x male, 3/8" BSP x 1/2" BSP	£1.41	€ 1.90
BUR00016	Hydraulic adaptor male x male, 3/8" BSP x 5/8" BSP	£1.97	€ 2.66
BUR00017	Hydraulic adaptor male x male, 3/8" BSP x 3/4" BSP	£2.54	€ 3.43
BUR00018	Hydraulic adaptor male x male, 3/8" BSP x 1" BSP	£5.19	€ 7.01
BUR00019	Hydraulic adaptor male x male, 3/8" BSP x 1 1/4" BSP	£14.48	€ 19.55
BUR00020	Hydraulic adaptor male x male, 3/8" BSP x 1 1/2" BSP	£16.72	€ 22.57
BUR00060	Hydraulic adaptor male x male, 3/8" BSP x 2" BSP	£29.22	€ 39.45
BUR00021	Hydraulic adaptor male x male, 1/2" BSP x 1/2" BSP	£1.41	€ 1.90
BUR00022	Hydraulic adaptor male x male, 1/2" BSP x 5/8" BSP	£1.85	€ 2.50
BUR00023	Hydraulic adaptor male x male, 1/2" BSP x 3/4" BSP	£2.40	€ 3.24
BUR00024	Hydraulic adaptor male x male, 1/2" BSP x 1" BSP	£4.19	€ 5.66
BUR00025	Hydraulic adaptor male x male, 1/2" BSP x 1 1/4" BSP	£14.48	€ 19.55
BUR00026	Hydraulic adaptor male x male, 1/2" BSP x 1 1/2" BSP	£17.69	€ 23.88
BUR00027	Hydraulic adaptor male x male, 1/2" BSP x 2" BSP	£22.31	€ 30.12
BUR00028	Hydraulic adaptor male x male, 5/8" BSP x 5/8" BSP	£1.85	€ 2.50
BUR00029	Hydraulic adaptor male x male, 5/8" BSP x 3/4" BSP	£2.40	€ 3.24
BUR00030	Hydraulic adaptor male x male, 5/8" BSP x 1" BSP	£4.25	€ 5.74
BUR00031	Hydraulic adaptor male x male, 5/8" BSP x 1 1/4" BSP	£14.48	€ 19.55
BUR00032	Hydraulic adaptor male x male, 3/4" BSP x 3/4" BSP	£2.40	€ 3.24
BUR00033	Hydraulic adaptor male x male, 3/4" BSP x 1" BSP	£4.19	€ 5.66
BUR00034	Hydraulic adaptor male x male, 3/4" BSP x 1 1/4" BSP	£13.90	€ 18.77
BUR00035	Hydraulic adaptor male x male, 3/4" BSP x 1 1/2" BSP	£16.04	€ 21.65
BUR00036	Hydraulic adaptor male x male, 3/4" BSP x 2" BSP	£21.46	€ 28.97
BUR00037	Hydraulic adaptor male x male, 1" BSP x 1" BSP	£4.03	€ 5.44
BUR00038	Hydraulic adaptor male x male, 1" BSP x 1 1/4" BSP	£9.35	€ 12.62
BUR00039	Hydraulic adaptor male x male, 1" BSP x 1 1/2" BSP	£11.96	€ 16.15
BUR00040	Hydraulic adaptor male x male, 1" BSP x 2" BSP	£18.77	€ 25.34
BUR00051	Hydraulic adaptor male x male, 1" BSP x 2 1/2" BSP	£45.70	€ 61.70
BUR00042	Hydraulic adaptor male x male, 1 1/4" BSP x 1 1/4" BSP	£8.60	€ 11.61
BUR00043	Hydraulic adaptor male x male, 1 1/4" BSP x 1 1/2" BSP	£11.14	€ 15.04
BUR00044	Hydraulic adaptor male x male, 1 1/4" BSP x 2" BSP	£18.77	€ 25.34

Continued on next page

PART NUMBER	DESCRIPTION	NETT. PRICE	
		£	€
BUR00041	Hydraulic adaptor male x male, 1 1/4" BSP x 2 1/2" BSP	£45.70	€ 61.70
BUR00045	Hydraulic adaptor male x male, 1 1/2" BSP x 1 1/2" BSP	£10.49	€ 14.16
BUR00046	Hydraulic adaptor male x male, 1 1/2" BSP x 1 3/4" BSP	£13.47	€ 18.18
BUR00047	Hydraulic adaptor male x male, 1 1/2" BSP x 2" BSP	£16.99	€ 22.94
BUR00048	Hydraulic adaptor male x male, 1 1/2" BSP x 2 1/2" BSP	£45.70	€ 61.70
BUR00057	Hydraulic adaptor male x male, 1 3/4" BSP x 1 3/4" BSP	£8.60	€ 11.61
BUR00049	Hydraulic adaptor male x male, 1 3/4" BSP x 2" BSP	£18.77	€ 25.34
BUR00050	Hydraulic adaptor male x male, 2" BSP x 2" BSP	£16.99	€ 22.94
BUR00053	Hydraulic adaptor male x male, 2" BSP x 2 1/2" BSP	£45.70	€ 61.70
BUR00056	Hydraulic adaptor male x male, 2" BSP x 3" BSP	£88.70	€ 119.75
BUR00063	Hydraulic adaptor male x male, 2" BSP x 4" BSP	£165.09	€ 222.87
BUR00052	Hydraulic adaptor male x male, 2 1/2" BSP x 2 1/2" BSP	£39.81	€ 53.74
BUR00054	Hydraulic adaptor male x male, 2 1/2" BSP x 3" BSP	£60.98	€ 82.32
BUR00055	Hydraulic adaptor male x male, 3" BSP x 3" BSP	£60.98	€ 82.32
BUR00064	Hydraulic adaptor male x male, 3" BSP x 4" BSP	£165.09	€ 222.87
BUR00061	Hydraulic adaptor male x male, 3 1/2" BSP x 4" BSP	£138.95	€ 187.58
BUR00062	Hydraulic adaptor male x male, 4" BSP x 4" BSP	£156.50	€ 211.28

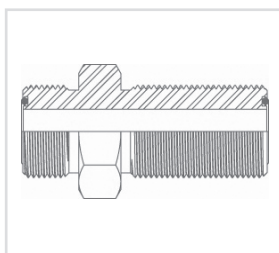
## ORFS MALE X ORFS MALE



www.flowfitonline.com  
TECH. DATA SHEET  
**HA01**

PART NUMBER	DESCRIPTION	NETT. PRICE	
		£ STERLING	€ EUROS
BUR9305-04-04	Hydraulic adaptor ORFS male x ORFS male, 9/16 ORFS X 9/16 ORFS	£3.36	€ 4.54
BUR9305-24-24	Hydraulic adaptor ORFS male x ORFS male, 2 ORFS X 2 ORFS	£36.72	€ 49.57

## ORFS MALE X ORFS MALE BULKHEAD ONLY

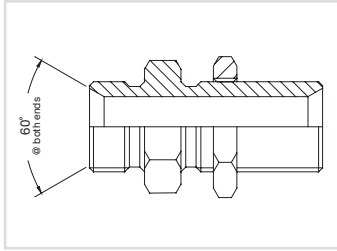



www.flowfitonline.com  
TECH. DATA SHEET  
**HA01**

PART NUMBER	DESCRIPTION	NETT. PRICE	
		£ STERLING	€ EUROS
BUR9325-04	Hydraulic adaptor ORFS male x ORFS male bulkhead only, 9/16 ORFS	£11.39	€ 15.38
BUR9325-06	Hydraulic adaptor ORFS male x ORFS male bulkhead only, 11/16 ORFS	£11.19	€ 15.11
BUR9325-08	Hydraulic adaptor ORFS male x ORFS male bulkhead only, 13/16 ORFS	£14.77	€ 19.94
BUR9325-10	Hydraulic adaptor ORFS male x ORFS male bulkhead only, 1 ORFS	£15.94	€ 21.52
BUR9325-12	Hydraulic adaptor ORFS male x ORFS male bulkhead only, 1-3/16 ORFS	£20.36	€ 27.49
BUR9325-16	Hydraulic adaptor ORFS male x ORFS male bulkhead only, 1-7/16 ORFS	£24.28	€ 32.78
BUR9325-20	Hydraulic adaptor ORFS male x ORFS male bulkhead only, 1-11/16 ORFS	£36.48	€ 49.25

## BSP MALE X BSP MALE BULKHEAD WITH LOCKNUT

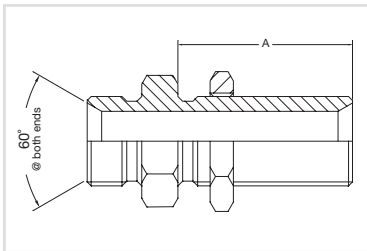
www.flowfitonline.com  
TECH. DATA SHEET  
**HA01**



PART NUMBER	DESCRIPTION	NETT. PRICE	
		£ STERLING	€ EUROS
BUR09500	Hydraulic bulkhead male x male adaptor with locknut 1/8" BSP	£4.01	€ 5.41
BUR09501	Hydraulic bulkhead male x male adaptor with locknut 1/4" BSP	£3.52	€ 4.75
BUR09502	Hydraulic bulkhead male x male adaptor with locknut 3/8" BSP	£3.79	€ 5.12
BUR09503	Hydraulic bulkhead male x male adaptor with locknut 1/2" BSP	£4.13	€ 5.58
BUR09504	Hydraulic bulkhead male x male adaptor with locknut 5/8" BSP	£4.76	€ 6.43
BUR09506	Hydraulic bulkhead male x male adaptor with locknut 3/4" BSP	£7.12	€ 9.61
BUR09507	Hydraulic bulkhead male x male adaptor with locknut 1" BSP	£9.89	€ 13.35
BUR09508	Hydraulic bulkhead male x male adaptor with locknut 1-1/4" BSP	£19.37	€ 26.15
BUR09509	Hydraulic bulkhead male x male adaptor with locknut 1-1/2" BSP	£36.68	€ 49.52
BUR09510	Hydraulic bulkhead male x male adaptor with locknut 2" BSP	£50.28	€ 67.88
BUR09516	Hydraulic bulkhead male x male adaptor with locknut 2-1/2" BSP	£101.34	€ 136.81
BUR09517	Hydraulic bulkhead male x male adaptor with locknut 3" BSP	£163.36	€ 220.54
BUR09512	Hydraulic bulkhead male x male adaptor with locknut 1/4" BSP x 3/8" BSP	£5.39	€ 7.28
BUR09513	Hydraulic bulkhead male x male adaptor with locknut 3/8" BSP x 1/4" BSP	£5.39	€ 7.28
BUR09505	Hydraulic bulkhead male x male adaptor with locknut 3/8" BSP x 1/2" BSP	£7.93	€ 10.71
BUR09511	Hydraulic bulkhead male x male adaptor with locknut 1/2" BSP x 3/8" BSP	£7.93	€ 10.71
BUR09514	Hydraulic bulkhead male x male adaptor with locknut 1/2" BSP x 3/4" BSP	£14.23	€ 19.21
BUR09515	Hydraulic bulkhead male x male adaptor with locknut 3/4" BSP x 1/2" BSP	£14.03	€ 18.94
BUR09521	Hydraulic bulkhead male x male adaptor with locknut 1-1/2" BSP x 1" BSP	£54.20	€ 73.17

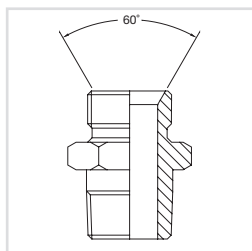
## BSP MALE X BSP MALE EXTENDED BULKHEAD WITH LOCKNUT

www.flowfitonline.com  
TECH. DATA SHEET  
**HA01**



PART NUMBER	DESCRIPTION	NETT. PRICE	
		£ STERLING	€ EUROS
BUR12201	Hydraulic male x male extended bulkhead with locknut 1/4" BSP	£7.17	€ 9.68
BUR12202	Hydraulic male x male extended bulkhead with locknut 3/8" BSP	£8.56	€ 11.56
BUR12203	Hydraulic male x male extended bulkhead with locknut 1/2" BSP	£8.80	€ 11.88
BUR12205	Hydraulic male x male extended bulkhead with locknut 5/8" BSP	£11.20	€ 15.12
BUR12204	Hydraulic male x male extended bulkhead with locknut 3/4" BSP	£11.84	€ 15.98
BUR12206	Hydraulic male x male extended bulkhead with locknut 1" BSP	£22.90	€ 30.92
BUR12211	Hydraulic male x male extended bulkhead with locknut 3/8" BSP x 1/2" BSP	£8.83	€ 11.92
BUR12210	Hydraulic male x male extended bulkhead with locknut 1/2" BSP x 3/8" BSP	£8.83	€ 11.92
BUR12215	Hydraulic male x male extended bulkhead with locknut 3/4" BSP x 1/2" BSP	£11.84	€ 15.98

## BSP MALE X BSPT MALE

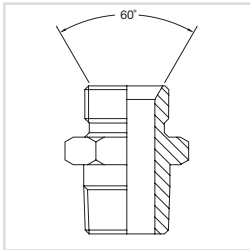


PART NUMBER	DESCRIPTION	NETT. PRICE	
		£ STERLING	€ EUROS
BUR00301	Hydraulic adaptor male x taper male 1/8" BSP x 1/8" BSPT	£1.11	€ 1.50
BUR00302	Hydraulic adaptor male x taper male 1/8" BSP x 1/4" BSPT	£1.26	€ 1.70
BUR00303	Hydraulic adaptor male x taper male 1/8" BSP x 3/8" BSPT	£1.60	€ 2.16
BUR00304	Hydraulic adaptor male x taper male 1/8" BSP x 1/2" BSPT	£3.96	€ 5.35
BUR00305	Hydraulic adaptor male x taper male 1/4" BSP x 1/8" BSPT	£1.26	€ 1.70
BUR00306	Hydraulic adaptor male x taper male 1/4" BSP x 1/4" BSPT	£1.11	€ 1.50
BUR00307	Hydraulic adaptor male x taper male 1/4" BSP x 3/8" BSPT	£1.41	€ 1.90
BUR00308	Hydraulic adaptor male x taper male 1/4" BSP x 1/2" BSPT	£1.94	€ 2.62
BUR00310	Hydraulic adaptor male x taper male 1/4" BSP x 3/4" BSPT	£3.32	€ 4.48
BUR00311	Hydraulic adaptor male x taper male 3/8" BSP x 1/8" BSPT	£1.94	€ 2.62
BUR00312	Hydraulic adaptor male x taper male 3/8" BSP x 1/4" BSPT	£1.56	€ 2.11
BUR00313	Hydraulic adaptor male x taper male 3/8" BSP x 3/8" BSPT	£1.41	€ 1.90
BUR00314	Hydraulic adaptor male x taper male 3/8" BSP x 1/2" BSPT	£1.94	€ 2.62
BUR00315	Hydraulic adaptor male x taper male 3/8" BSP x 5/8" BSPT	£2.71	€ 3.66
BUR00316	Hydraulic adaptor male x taper male 3/8" BSP x 3/4" BSPT	£3.24	€ 4.37
BUR00317	Hydraulic adaptor male x taper male 3/8" BSP x 1" BSPT	£5.72	€ 7.72
BUR00318	Hydraulic adaptor male x taper male 1/2" BSP x 1/8" BSPT	£2.54	€ 3.43
BUR00319	Hydraulic adaptor male x taper male 1/2" BSP x 1/4" BSPT	£1.94	€ 2.62
BUR00320	Hydraulic adaptor male x taper male 1/2" BSP x 3/8" BSPT	£1.76	€ 2.38
BUR00321	Hydraulic adaptor male x taper male 1/2" BSP x 1/2" BSPT	£1.56	€ 2.11
BUR00322	Hydraulic adaptor male x taper male 1/2" BSP x 5/8" BSPT	£2.21	€ 2.98
BUR00323	Hydraulic adaptor male x taper male 1/2" BSP x 3/4" BSPT	£2.65	€ 3.58
BUR00324	Hydraulic adaptor male x taper male 1/2" BSP x 1" BSPT	£4.52	€ 6.10
BUR00360	Hydraulic adaptor male x taper male 1/2" BSP x 1-1/4" BSPT	£10.36	€ 13.99
BUR00325	Hydraulic adaptor male x taper male 5/8" BSP x 1/4" BSPT	£2.71	€ 3.66
BUR00326	Hydraulic adaptor male x taper male 5/8" BSP x 3/8" BSPT	£2.95	€ 3.98
BUR00327	Hydraulic adaptor male x taper male 5/8" BSP x 1/2" BSPT	£2.11	€ 2.85
BUR00328	Hydraulic adaptor male x taper male 5/8" BSP x 5/8" BSPT	£2.11	€ 2.85
BUR00329	Hydraulic adaptor male x taper male 5/8" BSP x 3/4" BSPT	£3.32	€ 4.48
BUR00330	Hydraulic adaptor male x taper male 3/4" BSP x 1/4" BSPT	£3.83	€ 5.17
BUR00331	Hydraulic adaptor male x taper male 3/4" BSP x 3/8" BSPT	£3.54	€ 4.78
BUR00332	Hydraulic adaptor male x taper male 3/4" BSP x 1/2" BSPT	£2.60	€ 3.51
BUR00333	Hydraulic adaptor male x taper male 3/4" BSP x 5/8" BSPT	£3.24	€ 4.37
BUR00334	Hydraulic adaptor male x taper male 3/4" BSP x 3/4" BSPT	£2.44	€ 3.29
BUR00335	Hydraulic adaptor male x taper male 3/4" BSP x 1" BSPT	£4.52	€ 6.10
BUR00336	Hydraulic adaptor male x taper male 3/4" BSP x 1-1/4" BSPT	£10.36	€ 13.99
BUR00365	Hydraulic adaptor male x taper male 3/4" BSP x 1-1/2" BSPT	£16.35	€ 22.07
BUR00367	Hydraulic adaptor male x taper male 3/4" BSP x 2" BSPT	£85.95	€ 116.03
BUR00337	Hydraulic adaptor male x taper male 1" BSP x 1/4" BSPT	£16.35	€ 22.07
BUR00361	Hydraulic adaptor male x taper male 1" BSP x 3/8" BSPT	£5.72	€ 7.72
BUR00338	Hydraulic adaptor male x taper male 1" BSP x 1/2" BSPT	£4.52	€ 6.10
BUR00339	Hydraulic adaptor male x taper male 1" BSP x 3/4" BSPT	£4.52	€ 6.10
BUR00340	Hydraulic adaptor male x taper male 1" BSP x 1" BSPT	£4.52	€ 6.10
BUR00341	Hydraulic adaptor male x taper male 1" BSP x 1-1/4" BSPT	£9.89	€ 13.35
BURV00342	Hydraulic adaptor male x taper male 1" BSP x 1-1/2" BSPT	£11.88	€ 16.04
BUR00343	Hydraulic adaptor male x taper male 1" BSP x 2" BSPT	£21.46	€ 28.97
BUR00344	Hydraulic adaptor male x taper male 1-1/4" BSP x 3/4" BSPT	£10.57	€ 14.27
BUR00345	Hydraulic adaptor male x taper male 1-1/4" BSP x 1" BSPT	£10.57	€ 14.27
BUR00346	Hydraulic adaptor male x taper male 1-1/4" BSP x 1-1/4" BSPT	£9.58	€ 12.93
BUR00347	Hydraulic adaptor male x taper male 1-1/4" BSP x 1-1/2" BSPT	£12.35	€ 16.67
BUR00348	Hydraulic adaptor male x taper male 1-1/4" BSP x 2" BSPT	£20.29	€ 27.39

Continued on next page

PART NUMBER	DESCRIPTION	NETT. PRICE	
		£ STERLING	€ EUROS
BUR00349	Hydraulic adaptor male x taper male 1-1/2" BSP x 1" BSPT	£14.31	€ 19.32
BUR00350	Hydraulic adaptor male x taper male 1-1/2" BSP x 1-1/4" BSPT	£12.35	€ 16.67
BUR00351	Hydraulic adaptor male x taper male 1-1/2" BSP x 1-1/2" BSPT	£11.88	€ 16.04
BUR00352	Hydraulic adaptor male x taper male 1-1/2" BSP x 2" BSPT	£20.12	€ 27.16
BUR00353	Hydraulic adaptor male x taper male 2" BSP x 1" BSPT	£20.56	€ 27.76
BUR00354	Hydraulic adaptor male x taper male 2" BSP x 1-1/4" BSPT	£20.56	€ 27.76
BUR00355	Hydraulic adaptor male x taper male 2" BSP x 1-1/2" BSPT	£20.12	€ 27.16
BUR00356	Hydraulic adaptor male x taper male 2" BSP x 2" BSPT	£20.12	€ 27.16
BUR00363	Hydraulic adaptor male x taper male 2" BSP x 2-1/2" BSPT	£115.36	€ 155.74
BUR00362	Hydraulic adaptor male x taper male 2" BSP x 3" BSPT	£119.87	€ 161.82
BUR00359	Hydraulic adaptor male x taper male 2-1/2" BSP x 2" BSPT	£115.91	€ 156.48
BUR00357	Hydraulic adaptor male x taper male 2-1/2" BSP x 2-1/2" BSPT	£106.32	€ 143.53
BUR00364	Hydraulic adaptor male x taper male 2-1/2" BSP x 3" BSPT	£119.87	€ 161.82
BUR00358	Hydraulic adaptor male x taper male 3" BSP x 3" BSPT	£119.87	€ 161.82
BUR00366	Hydraulic adaptor male x taper male 4" BSP x 4" BSPT	£138.86	€ 187.46

## BSP MALE X JIC MALE



www.flowfitonline.com  
TECH. DATA SHEET

**HA01**

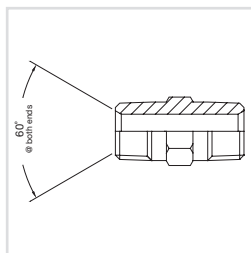
PART NUMBER	DESCRIPTION	NETT. PRICE	
		£ STERLING	€ EUROS
BUR01164	Hydraulic adaptor male BSP x JIC male, 1/8" BSP x 3/8" JIC	£1.94	€ 2.62
BUR01101	Hydraulic adaptor male BSP x JIC male, 1/8" BSP x 7/16" JIC	£1.56	€ 2.11
BUR01102	Hydraulic adaptor male BSP x JIC male, 1/8" BSP x 1/2" JIC	£1.47	€ 1.98
BUR01100	Hydraulic adaptor male BSP x JIC male, 1/8" BSP x 9/16" JIC	£1.82	€ 2.46
BUR01160	Hydraulic adaptor male BSP x JIC male, 1/4" BSP x 5/16" JIC	£3.24	€ 4.37
BUR01163	Hydraulic adaptor male BSP x JIC male, 1/4" BSP x 3/8" JIC	£8.05	€ 10.87
BUR01103	Hydraulic adaptor male BSP x JIC male, 1/4" BSP x 7/16" JIC	£1.11	€ 1.50
BUR01104	Hydraulic adaptor male BSP x JIC male, 1/4" BSP x 1/2" JIC	£1.35	€ 1.82
BUR01105	Hydraulic adaptor male BSP x JIC male, 1/4" BSP x 9/16" JIC	£1.26	€ 1.70
BUR01106	Hydraulic adaptor male BSP x JIC male, 1/4" BSP x 3/4" JIC	£1.85	€ 2.50
BUR01107	Hydraulic adaptor male BSP x JIC male, 1/4" BSP x 7/8" JIC	£2.92	€ 3.94
BUR01155	Hydraulic adaptor male BSP x JIC male, 1/4" BSP x 1-1/16" JIC	£5.52	€ 7.45
BUR01168	Hydraulic adaptor male BSP x JIC male, 1/4" BSP x 1-3/16" JIC	£5.52	€ 7.45
BUR01108	Hydraulic adaptor male BSP x JIC male, 1/4" BSP x 1-5/16" JIC	£5.52	€ 7.45
BUR01109	Hydraulic adaptor male BSP x JIC male, 3/8" BSP x 7/16" JIC	£1.35	€ 1.82
BUR01110	Hydraulic adaptor male BSP x JIC male, 3/8" BSP x 1/2" JIC	£1.35	€ 1.82
BUR01111	Hydraulic adaptor male BSP x JIC male, 3/8" BSP x 9/16" JIC	£1.26	€ 1.70
BUR01112	Hydraulic adaptor male BSP x JIC male, 3/8" BSP x 3/4" JIC	£1.56	€ 2.11
BUR01113	Hydraulic adaptor male BSP x JIC male, 3/8" BSP x 7/8" JIC	£1.85	€ 2.50
BUR01114	Hydraulic adaptor male BSP x JIC male, 3/8" BSP x 1-1/16" JIC	£2.92	€ 3.94
BUR01115	Hydraulic adaptor male BSP x JIC male, 3/8" BSP x 1-5/16" JIC	£4.59	€ 6.20
BUR01116	Hydraulic adaptor male BSP x JIC male, 1/2" BSP x 7/16" JIC	£1.94	€ 2.62
BUR01117	Hydraulic adaptor male BSP x JIC male, 1/2" BSP x 1/2" JIC	£1.94	€ 2.62
BUR01118	Hydraulic adaptor male BSP x JIC male, 1/2" BSP x 9/16" JIC	£1.60	€ 2.16
BUR01119	Hydraulic adaptor male BSP x JIC male, 1/2" BSP x 3/4" JIC	£1.56	€ 2.11
BUR01120	Hydraulic adaptor male BSP x JIC male, 1/2" BSP x 7/8" JIC	£13.19	€ 17.81
BUR01121	Hydraulic adaptor male BSP x JIC male, 1/2" BSP x 1-1/16" JIC	£2.40	€ 3.24
BUR01122	Hydraulic adaptor male BSP x JIC male, 1/2" BSP x 1-5/16" JIC	£4.59	€ 6.20
BUR01123	Hydraulic adaptor male BSP x JIC male, 5/8" BSP x 9/16" JIC	£2.92	€ 3.94
BUR01124	Hydraulic adaptor male BSP x JIC male, 5/8" BSP x 3/4" JIC	£2.92	€ 3.94
BUR01125	Hydraulic adaptor male BSP x JIC male, 5/8" BSP x 7/8" JIC	£2.92	€ 3.94
BUR01126	Hydraulic adaptor male BSP x JIC male, 5/8" BSP x 1-1/16" JIC	£3.72	€ 5.02

Continued on next page



PART NUMBER	DESCRIPTION	NETT. PRICE	
		£ STERLING	€ EUROS
BUR01127	Hydraulic adaptor male BSP x J C male, 5/8" BSP x 1-3/16" J C	£4.13	€ 5.58
BUR01128	Hydraulic adaptor male BSP x J C male, 5/8" BSP x 1-5/16" J C	£3.08	€ 4.16
BUR01129	Hydraulic adaptor male BSP x J C male, 3/4" BSP x 7/16" J C	£3.08	€ 4.16
BUR01130	Hydraulic adaptor male BSP x J C male, 3/4" BSP x 1/2" J C	£3.08	€ 4.16
BUR01150	Hydraulic adaptor male BSP x J C male, 3/4" BSP x 9/16" J C	£3.08	€ 4.16
BUR01131	Hydraulic adaptor male BSP x J C male, 3/4" BSP x 3/4" J C	£2.60	€ 3.51
BUR01132	Hydraulic adaptor male BSP x J C male, 3/4" BSP x 7/8" J C	£2.60	€ 3.51
BUR01133	Hydraulic adaptor male BSP x J C male, 3/4" BSP x 1-1/16" J C	£2.44	€ 3.29
BUR01134	Hydraulic adaptor male BSP x J C male, 3/4" BSP x 1-3/16" J C	£3.72	€ 5.02
BUR01135	Hydraulic adaptor male BSP x J C male, 3/4" BSP x 1-5/16" J C	£4.13	€ 5.58
BUR01148	Hydraulic adaptor male BSP x J C male, 3/4" BSP x 1-5/8" J C	£11.31	€ 15.27
BUR01158	Hydraulic adaptor male BSP x J C male, 3/4" BSP x 1-7/8" J C	£15.71	€ 21.21
BUR01169	Hydraulic adaptor male BSP x J C male, 1" BSP x 9/16" J C	£6.96	€ 9.40
BUR01136	Hydraulic adaptor male BSP x J C male, 1" BSP x 3/4" J C	£4.76	€ 6.43
BUR01137	Hydraulic adaptor male BSP x J C male, 1" BSP x 7/8" J C	£4.76	€ 6.43
BUR01138	Hydraulic adaptor male BSP x J C male, 1" BSP x 1-1/16" J C	£4.13	€ 5.58
BUR01139	Hydraulic adaptor male BSP x J C male, 1" BSP x 1-3/16" J C	£4.13	€ 5.58
BUR01140	Hydraulic adaptor male BSP x J C male, 1" BSP x 1-5/16" J C	£4.13	€ 5.58
BUR01141	Hydraulic adaptor male BSP x J C male, 1" BSP x 1-5/8" J C	£10.69	€ 14.43
BUR01156	Hydraulic adaptor male BSP x J C male, 1" BSP x 1-7/8" J C	£15.71	€ 21.21
BUR01151	Hydraulic adaptor male BSP x J C male, 1" BSP x 2-1/2" J C	£31.13	€ 42.03
BUR01142	Hydraulic adaptor male BSP x J C male, 1-1/4" BSP x 1-1/16" J C	£10.69	€ 14.43
BUR01143	Hydraulic adaptor male BSP x J C male, 1-1/4" BSP x 1-5/16" J C	£10.69	€ 14.43
BUR01144	Hydraulic adaptor male BSP x J C male, 1-1/4" BSP x 1-5/8" J C	£10.69	€ 14.43
BUR01145	Hydraulic adaptor male BSP x J C male, 1-1/4" BSP x 1-7/8" J C	£15.71	€ 21.21
BUR01152	Hydraulic adaptor male BSP x J C male, 1-1/4" BSP x 2-1/2" J C	£31.29	€ 42.24
BUR01159	Hydraulic adaptor male BSP x J C male, 1-1/2" BSP x 1-1/16" J C	£15.71	€ 21.21
BUR01149	Hydraulic adaptor male BSP x J C male, 1-1/2" BSP x 1-5/16" J C	£15.71	€ 21.21
BUR01154	Hydraulic adaptor male BSP x J C male, 1-1/2" BSP x 1-5/8" J C	£15.71	€ 21.21
BUR01146	Hydraulic adaptor male BSP x J C male, 1-1/2" BSP x 1-7/8" J C	£15.71	€ 21.21
BUR01153	Hydraulic adaptor male BSP x J C male, 1-1/2" BSP x 2-1/2" J C	£31.29	€ 42.24
BUR01175	Hydraulic adaptor male BSP x J C male, 2" BSP x 1-5/8" J C	£21.51	€ 29.04
BUR01157	Hydraulic adaptor male BSP x J C male, 2" BSP x 1-7/8" J C	£23.70	€ 32.00
BUR01147	Hydraulic adaptor male BSP x J C male, 2" BSP x 2-1/2" J C	£23.70	€ 32.00

## NPTF MALE X NPTF MALE



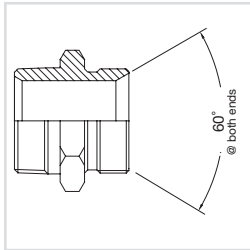
www.flowfitonline.com  
TECH. DATA SHEET  
**HA01**

PART NUMBER	DESCRIPTION	NETT. PRICE	
		£ STERLING	€ EUROS
BUR00675	Hydraulic adaptor NPTF male x NPTF male, 1/8" NPTF x 1/8" NPTF	£1.85	€ 2.50
BUR00676	Hydraulic adaptor NPTF male x NPTF male, 1/8" NPTF x 1/4" NPTF	£1.85	€ 2.50
BUR00700	Hydraulic adaptor NPTF male x NPTF male, 1/8" NPTF x 3/8" NPTF	£2.24	€ 3.02
BUR00704	Hydraulic adaptor NPTF male x NPTF male, 1/8" NPTF x 1/2" NPTF	£2.71	€ 3.66
BUR00677	Hydraulic adaptor NPTF male x NPTF male, 1/4" NPTF x 1/4" NPTF	£1.85	€ 2.50
BUR00678	Hydraulic adaptor NPTF male x NPTF male, 1/4" NPTF x 3/8" NPTF	£2.07	€ 2.79
BUR00681	Hydraulic adaptor NPTF male x NPTF male, 1/4" NPTF x 1/2" NPTF	£2.24	€ 3.02
BUR00684	Hydraulic adaptor NPTF male x NPTF male, 1/4" NPTF x 3/4" NPTF	£5.48	€ 7.40
BUR00699	Hydraulic adaptor NPTF male x NPTF male, 1/4" NPTF x 1" NPTF	£7.79	€ 10.52

Continued on next page

PART NUMBER	DESCRIPTION	NETT. PRICE	
		£ STERLING	€ EUROS
BUR00679	Hydraulic adaptor NPTF male x NPTF male, 3/8" NPTF x 3/8" NPTF	£2.07	€ 2.79
BUR00680	Hydraulic adaptor NPTF male x NPTF male, 3/8" NPTF x 1/2" NPTF	£2.24	€ 3.02
BUR00685	Hydraulic adaptor NPTF male x NPTF male, 3/8" NPTF x 3/4" NPTF	£5.48	€ 7.40
BUR00708	Hydraulic adaptor NPTF male x NPTF male, 3/8" NPTF x 1" NPTF	£26.88	€ 36.29
BUR00682	Hydraulic adaptor NPTF male x NPTF male, 1/2" NPTF x 1/2" NPTF	£2.24	€ 3.02
BUR00686	Hydraulic adaptor NPTF male x NPTF male, 1/2" NPTF x 3/4" NPTF	£3.96	€ 5.35
BUR00690	Hydraulic adaptor NPTF male x NPTF male, 1/2" NPTF x 1" NPTF	£2.54	€ 3.43
BUR00705	Hydraulic adaptor NPTF male x NPTF male, 1/2" NPTF x 1-1/4" NPTF	£14.31	€ 19.32
BUR00702	Hydraulic adaptor NPTF male x NPTF male, 1/2" NPTF x 1-1/2" NPTF	£17.60	€ 23.76
BUR00688	Hydraulic adaptor NPTF male x NPTF male, 3/4" NPTF x 3/4" NPTF	£12.63	€ 17.05
BUR00691	Hydraulic adaptor NPTF male x NPTF male, 3/4" NPTF x 1" NPTF	£4.55	€ 6.14
BUR00689	Hydraulic adaptor NPTF male x NPTF male, 3/4" NPTF x 1-1/4" NPTF	£4.81	€ 6.49
BUR00695	Hydraulic adaptor NPTF male x NPTF male, 3/4" NPTF x 1-1/2" NPTF	£14.31	€ 19.32
BUR00692	Hydraulic adaptor NPTF male x NPTF male, 1" NPTF x 1" NPTF	£4.55	€ 6.14
BUR00693	Hydraulic adaptor NPTF male x NPTF male, 1" NPTF x 1-1/4" NPTF	£10.94	€ 14.77
BUR00701	Hydraulic adaptor NPTF male x NPTF male, 1" NPTF x 1-1/2" NPTF	£14.48	€ 19.55
BUR00694	Hydraulic adaptor NPTF male x NPTF male, 1-1/4" NPTF x 1-1/4" NPTF	£10.94	€ 14.77
BUR00696	Hydraulic adaptor NPTF male x NPTF male, 1-1/4" NPTF x 1-1/2" NPTF	£14.70	€ 19.85
BUR00706	Hydraulic adaptor NPTF male x NPTF male, 1-1/4" NPTF x 2" NPTF	£20.39	€ 27.53
BUR00697	Hydraulic adaptor NPTF male x NPTF male, 1-1/2" NPTF x 1-1/2" NPTF	£14.48	€ 19.55
BUR00703	Hydraulic adaptor NPTF male x NPTF male, 1-1/2" NPTF x 2" NPTF	£20.39	€ 27.53
BUR00698	Hydraulic adaptor NPTF male x NPTF male, 2" NPTF x 2" NPTF	£20.35	€ 27.47
BUR00717	Hydraulic adaptor NPTF male x NPTF male, 2" NPTF x 2-1/2" NPTF	£131.44	€ 177.44
BUR00711	Hydraulic adaptor NPTF male x NPTF male, 2" NPTF x 3" NPTF	£126.43	€ 170.68
BUR00707	Hydraulic adaptor NPTF male x NPTF male, 2-1/2" NPTF x 2-1/2" NPTF	£114.30	€ 154.31
BUR00713	Hydraulic adaptor NPTF male x NPTF male, 2-1/2" NPTF x 3" NPTF	£127.24	€ 171.77
BUR00709	Hydraulic adaptor NPTF male x NPTF male, 3" NPTF x 3" NPTF	£115.26	€ 155.60
BUR00710	Hydraulic adaptor NPTF male x NPTF male, 4" NPTF x 4" NPTF	£138.86	€ 187.46

## NPTF MALE X BSP MALE



www.flowfitonline.com  
TECH. DATA SHEET  
**HA01**

PART NUMBER	DESCRIPTION	NETT. PRICE	
		£ STERLING	€ EUROS
BUR00600	Hydraulic adaptor NPTF male x BSP male, 1/8" NPTF x 1/8" BSP	£1.14	€ 1.54
BUR00601	Hydraulic adaptor NPTF male x BSP male, 1/8" NPTF x 1/4" BSP	£1.41	€ 1.90
BUR00602	Hydraulic adaptor NPTF male x BSP male, 1/8" NPTF x 3/8" BSP	£1.76	€ 2.38
BUR00603	Hydraulic adaptor NPTF male x BSP male, 1/8" NPTF x 1/2" BSP	£2.60	€ 3.51
BUR00604	Hydraulic adaptor NPTF male x BSP male, 1/4" NPTF x 1/8" BSP	£2.07	€ 2.79
BUR00605	Hydraulic adaptor NPTF male x BSP male, 1/4" NPTF x 1/4" BSP	£1.23	€ 1.66
BUR00606	Hydraulic adaptor NPTF male x BSP male, 1/4" NPTF x 3/8" BSP	£1.60	€ 2.16
BUR00607	Hydraulic adaptor NPTF male x BSP male, 1/4" NPTF x 1/2" BSP	£1.94	€ 2.62
BUR00608	Hydraulic adaptor NPTF male x BSP male, 1/4" NPTF x 3/4" BSP	£3.52	€ 4.75
BUR00650	Hydraulic adaptor NPTF male x BSP male, 1/4" NPTF x 1" BSP	£5.89	€ 7.95
BUR00609	Hydraulic adaptor NPTF male x BSP male, 3/8" NPTF x 1/8" BSP	£2.07	€ 2.79
BUR00610	Hydraulic adaptor NPTF male x BSP male, 3/8" NPTF x 1/4" BSP	£1.56	€ 2.11
BUR00611	Hydraulic adaptor NPTF male x BSP male, 3/8" NPTF x 3/8" BSP	£1.35	€ 1.82
BUR00612	Hydraulic adaptor NPTF male x BSP male, 3/8" NPTF x 1/2" BSP	£1.94	€ 2.62
BUR00613	Hydraulic adaptor NPTF male x BSP male, 3/8" NPTF x 5/8" BSP	£3.15	€ 4.25
BUR00614	Hydraulic adaptor NPTF male x BSP male, 3/8" NPTF x 3/4" BSP	£3.24	€ 4.37
BUR00660	Hydraulic adaptor NPTF male x BSP male, 3/8" NPTF x 1" BSP	£5.94	€ 8.02

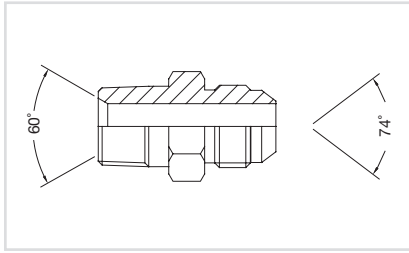
Continued on next page

PART NUMBER	DESCRIPTION	NETT. PRICE	
		£ STERLING	€ EUROS
BUR00656	Hydraulic adaptor NPTF male x BSP male, 1/2" NPTF x 1/8" BSP	£1.94	€ 2.62
BUR00615	Hydraulic adaptor NPTF male x BSP male, 1/2" NPTF x 1/4" BSP	£1.94	€ 2.62
BUR00616	Hydraulic adaptor NPTF male x BSP male, 1/2" NPTF x 3/8" BSP	£1.94	€ 2.62
BUR00617	Hydraulic adaptor NPTF male x BSP male, 1/2" NPTF x 1/2" BSP	£1.47	€ 1.98
BUR00618	Hydraulic adaptor NPTF male x BSP male, 1/2" NPTF x 5/8" BSP	£3.15	€ 4.25
BUR00619	Hydraulic adaptor NPTF male x BSP male, 1/2" NPTF x 3/4" BSP	£3.15	€ 4.25
BUR00620	Hydraulic adaptor NPTF male x BSP male, 1/2" NPTF x 1" BSP	£4.69	€ 6.33
BUR00621	Hydraulic adaptor NPTF male x BSP male, 3/4" NPTF x 1/4" BSP	£3.62	€ 4.89
BUR00622	Hydraulic adaptor NPTF male x BSP male, 3/4" NPTF x 3/8" BSP	£3.21	€ 4.33
BUR00623	Hydraulic adaptor NPTF male x BSP male, 3/4" NPTF x 1/2" BSP	£2.92	€ 3.94
BUR00624	Hydraulic adaptor NPTF male x BSP male, 3/4" NPTF x 5/8" BSP	£3.96	€ 5.35
BUR00625	Hydraulic adaptor NPTF male x BSP male, 3/4" NPTF x 3/4" BSP	£2.44	€ 3.29
BUR00626	Hydraulic adaptor NPTF male x BSP male, 3/4" NPTF x 1" BSP	£4.69	€ 6.33
BUR00627	Hydraulic adaptor NPTF male x BSP male, 3/4" NPTF x 1-1/4" BSP	£9.35	€ 12.62
BUR00647	Hydraulic adaptor NPTF male x BSP male, 3/4" NPTF x 1-1/2" BSP	£21.46	€ 28.97
BUR00628	Hydraulic adaptor NPTF male x BSP male, 1" NPTF x 1/4" BSP	£7.79	€ 10.52
BUR00649	Hydraulic adaptor NPTF male x BSP male, 1" NPTF x 3/8" BSP	£6.20	€ 8.37
BUR00629	Hydraulic adaptor NPTF male x BSP male, 1" NPTF x 1/2" BSP	£4.69	€ 6.33
BUR00630	Hydraulic adaptor NPTF male x BSP male, 1" NPTF x 3/4" BSP	£4.69	€ 6.33
BUR00631	Hydraulic adaptor NPTF male x BSP male, 1" NPTF x 1" BSP	£4.59	€ 6.20
BUR00632	Hydraulic adaptor NPTF male x BSP male, 1" NPTF x 1-1/4" BSP	£10.20	€ 13.77
BUR00633	Hydraulic adaptor NPTF male x BSP male, 1" NPTF x 1-1/2" BSP	£11.67	€ 15.75
BUR00634	Hydraulic adaptor NPTF male x BSP male, 1" NPTF x 2" BSP	£21.46	€ 28.97
BUR00635	Hydraulic adaptor NPTF male x BSP male, 1-1/4" NPTF x 3/4" BSP	£9.35	€ 12.62
BUR00636	Hydraulic adaptor NPTF male x BSP male, 1-1/4" NPTF x 1" BSP	£10.07	€ 13.59
BUR00637	Hydraulic adaptor NPTF male x BSP male, 1-1/4" NPTF x 1-1/4" BSP	£9.02	€ 12.18
BUR00638	Hydraulic adaptor NPTF male x BSP male, 1-1/4" NPTF x 1-1/2" BSP	£11.42	€ 15.42
BUR00639	Hydraulic adaptor NPTF male x BSP male, 1-1/4" NPTF x 2" BSP	£21.46	€ 28.97
BUR00674	Hydraulic adaptor NPTF male x BSP male, 1-1/2" NPTF x 3/4" BSP	£38.42	€ 51.87
BUR00640	Hydraulic adaptor NPTF male x BSP male, 1-1/2" NPTF x 1" BSP	£11.42	€ 15.42
BUR00648	Hydraulic adaptor NPTF male x BSP male, 1-1/2" NPTF x 1-1/4" BSP	£11.42	€ 15.42
BUR00641	Hydraulic adaptor NPTF male x BSP male, 1-1/2" NPTF x 1-1/2" BSP	£12.18	€ 16.44
BUR00642	Hydraulic adaptor NPTF male x BSP male, 1-1/2" NPTF x 2" BSP	£21.46	€ 28.97
BUR00673	Hydraulic adaptor NPTF male x BSP male, 2" NPTF x 3/4" BSP	£38.42	€ 51.87
BUR00643	Hydraulic adaptor NPTF male x BSP male, 2" NPTF x 1" BSP	£21.46	€ 28.97
BUR00653	Hydraulic adaptor NPTF male x BSP male, 2" NPTF x 1-1/4" BSP	£21.46	€ 28.97
BUR00644	Hydraulic adaptor NPTF male x BSP male, 2" NPTF x 1-1/2" BSP	£21.46	€ 28.97
BUR00645	Hydraulic adaptor NPTF male x BSP male, 2" NPTF x 2" BSP	£18.82	€ 25.41
BUR00646	Hydraulic adaptor NPTF male x BSP male, 2" NPTF x 2-1/2" BSP	£97.89	€ 132.15
BUR00670	Hydraulic adaptor NPTF male x BSP male, 2" NPTF x 3" BSP	£115.40	€ 155.79
BUR00657	Hydraulic adaptor NPTF male x BSP male, 2-1/2" NPTF x 2" BSP	£106.33	€ 143.55
BUR00654	Hydraulic adaptor NPTF male x BSP male, 2-1/2" NPTF x 2-1/2" BSP	£106.33	€ 143.55
BUR00671	Hydraulic adaptor NPTF male x BSP male, 2-1/2" NPTF x 3" BSP	£115.40	€ 155.79
BUR00658	Hydraulic adaptor NPTF male x BSP male, 3" NPTF x 2" BSP	£115.40	€ 155.79
BUR00659	Hydraulic adaptor NPTF male x BSP male, 3" NPTF x 2-1/2" BSP	£115.40	€ 155.79
BUR00655	Hydraulic adaptor NPTF male x BSP male, 3" NPTF x 3" BSP	£115.40	€ 155.79
BUR00672	Hydraulic adaptor NPTF male x BSP male, 4" NPTF x 4" BSP	£138.86	€ 187.46



# NPTF MALE X JIC MALE

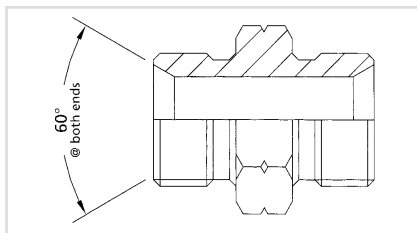

www.flowfitonline.com  
TECH. DATA SHEET  
**HA01**



PART NUMBER	DESCRIPTION	NETT. PRICE	
		£ STERLING	€ EUROS
BUR00772	Hydraulic adaptor NPTF male x JIC male, 1/8" NPTF x 3/8" JIC	£2.74	€ 3.70
BUR00720	Hydraulic adaptor NPTF male x JIC male, 1/8" NPTF x 7/16" JIC	£1.14	€ 1.54
BUR00721	Hydraulic adaptor NPTF male x JIC male, 1/8" NPTF x 1/2" JIC	£1.14	€ 1.54
BUR00722	Hydraulic adaptor NPTF male x JIC male, 1/8" NPTF x 9/16" JIC	£1.94	€ 2.62
BUR00723	Hydraulic adaptor NPTF male x JIC male, 1/8" NPTF x 3/4" JIC	£2.24	€ 3.02
BUR00724	Hydraulic adaptor NPTF male x JIC male, 1/4" NPTF x 7/16" JIC	£1.23	€ 1.66
BUR00725	Hydraulic adaptor NPTF male x JIC male, 1/4" NPTF x 1/2" JIC	£1.23	€ 1.66
BUR00726	Hydraulic adaptor NPTF male x JIC male, 1/4" NPTF x 9/16" JIC	£1.23	€ 1.66
BUR00727	Hydraulic adaptor NPTF male x JIC male, 1/4" NPTF x 3/4" JIC	£1.82	€ 2.46
BUR00728	Hydraulic adaptor NPTF male x JIC male, 1/4" NPTF x 7/8" JIC	£2.49	€ 3.36
BUR00743	Hydraulic adaptor NPTF male x JIC male, 1/4" NPTF x 1-1/16" JIC	£8.77	€ 11.84
BUR00744	Hydraulic adaptor NPTF male x JIC male, 1/4" NPTF x 1-5/16" JIC	£9.64	€ 13.01
BUR00729	Hydraulic adaptor NPTF male x JIC male, 3/8" NPTF x 7/16" JIC	£1.60	€ 2.16
BUR00730	Hydraulic adaptor NPTF male x JIC male, 3/8" NPTF x 1/2" JIC	£1.60	€ 2.16
BUR00731	Hydraulic adaptor NPTF male x JIC male, 3/8" NPTF x 9/16" JIC	£1.35	€ 1.82
BUR00732	Hydraulic adaptor NPTF male x JIC male, 3/8" NPTF x 3/4" JIC	£1.60	€ 2.16
BUR00733	Hydraulic adaptor NPTF male x JIC male, 3/8" NPTF x 7/8" JIC	£1.94	€ 2.62
BUR00734	Hydraulic adaptor NPTF male x JIC male, 3/8" NPTF x 1-1/16" JIC	£3.41	€ 4.60
BUR00735	Hydraulic adaptor NPTF male x JIC male, 1/2" NPTF x 7/16" JIC	£2.54	€ 3.43
BUR00736	Hydraulic adaptor NPTF male x JIC male, 1/2" NPTF x 1/2" JIC	£2.54	€ 3.43
BUR00737	Hydraulic adaptor NPTF male x JIC male, 1/2" NPTF x 9/16" JIC	£1.94	€ 2.62
BUR00738	Hydraulic adaptor NPTF male x JIC male, 1/2" NPTF x 3/4" JIC	£1.89	€ 2.55
BUR00739	Hydraulic adaptor NPTF male x JIC male, 1/2" NPTF x 7/8" JIC	£1.89	€ 2.55
BUR00740	Hydraulic adaptor NPTF male x JIC male, 1/2" NPTF x 1-1/16" JIC	£3.08	€ 4.16
BUR00741	Hydraulic adaptor NPTF male x JIC male, 1/2" NPTF x 1-5/16" JIC	£4.52	€ 6.10
BUR00745	Hydraulic adaptor NPTF male x JIC male, 3/4" NPTF x 7/16" JIC	£4.08	€ 5.51
BUR00746	Hydraulic adaptor NPTF male x JIC male, 3/4" NPTF x 9/16" JIC	£3.75	€ 5.06
BUR00747	Hydraulic adaptor NPTF male x JIC male, 3/4" NPTF x 3/4" JIC	£3.41	€ 4.60
BUR00748	Hydraulic adaptor NPTF male x JIC male, 3/4" NPTF x 7/8" JIC	£3.41	€ 4.60
BUR00749	Hydraulic adaptor NPTF male x JIC male, 3/4" NPTF x 1-1/16" JIC	£2.86	€ 3.86
BUR00750	Hydraulic adaptor NPTF male x JIC male, 3/4" NPTF x 1-5/16" JIC	£4.28	€ 5.78
BUR00771	Hydraulic adaptor NPTF male x JIC male, 3/4" NPTF x 1-5/8" JIC	£11.54	€ 15.58
BUR00767	Hydraulic adaptor NPTF male x JIC male, 1" NPTF x 3/4" JIC	£5.19	€ 7.01
BUR00768	Hydraulic adaptor NPTF male x JIC male, 1" NPTF x 7/8" JIC	£5.19	€ 7.01
BUR00751	Hydraulic adaptor NPTF male x JIC male, 1" NPTF x 1-1/16" JIC	£4.55	€ 6.14
BUR00752	Hydraulic adaptor NPTF male x JIC male, 1" NPTF x 1-5/16" JIC	£4.28	€ 5.78
BUR00753	Hydraulic adaptor NPTF male x JIC male, 1" NPTF x 1-5/8" JIC	£11.54	€ 15.58
BUR00754	Hydraulic adaptor NPTF male x JIC male, 1" NPTF x 1-7/8" JIC	£19.12	€ 25.81
BUR00756	Hydraulic adaptor NPTF male x JIC male, 1-1/4" NPTF x 1-1/16" JIC	£11.50	€ 15.53
BUR00757	Hydraulic adaptor NPTF male x JIC male, 1-1/4" NPTF x 1-5/16" JIC	£11.50	€ 15.53
BUR00758	Hydraulic adaptor NPTF male x JIC male, 1-1/4" NPTF x 1-5/8" JIC	£10.07	€ 13.59
BUR00759	Hydraulic adaptor NPTF male x JIC male, 1-1/4" NPTF x 1-7/8" JIC	£19.12	€ 25.81
BUR00760	Hydraulic adaptor NPTF male x JIC male, 1-1/4" NPTF x 2-1/2" JIC	£33.37	€ 45.05
BUR00761	Hydraulic adaptor NPTF male x JIC male, 1-1/2" NPTF x 1-1/16" JIC	£19.12	€ 25.81
BUR00762	Hydraulic adaptor NPTF male x JIC male, 1-1/2" NPTF x 1-5/16" JIC	£19.12	€ 25.81
BUR00763	Hydraulic adaptor NPTF male x JIC male, 1-1/2" NPTF x 1-5/8" JIC	£13.67	€ 18.45
BUR00764	Hydraulic adaptor NPTF male x JIC male, 1-1/2" NPTF x 1-7/8" JIC	£13.67	€ 18.45
BUR00765	Hydraulic adaptor NPTF male x JIC male, 1-1/2" NPTF x 2-1/2" JIC	£33.37	€ 45.05
BUR00770	Hydraulic adaptor NPTF male x JIC male, 2" NPTF x 1-5/8" JIC	£30.06	€ 40.58
BUR00769	Hydraulic adaptor NPTF male x JIC male, 2" NPTF x 1-7/8" JIC	£26.59	€ 35.90
BUR00766	Hydraulic adaptor NPTF male x JIC male, 2" NPTF x 2-1/2" JIC	£26.59	€ 35.90

# METRIC MALE 1.5MM PITCH X BSP MALE

www.flowfitonline.com  
TECH. DATA SHEET  
**HA01**



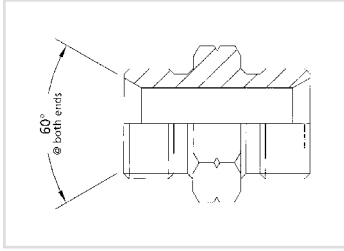
PART NUMBER	DESCRIPTION	NETT. PRICE	
		£ STERLING	€ EUROS
BUR00500	Hydraulic adaptor METRIC male 1.5mm pitch male x BSP male, 10mm x 1/4 BSP	£1.85	€ 2.50
BUR00501	Hydraulic adaptor METRIC male 1.5mm pitch male x BSP male, 12mm x 1/8 BSP	£1.85	€ 2.50
BUR00502	Hydraulic adaptor METRIC male 1.5mm pitch male x BSP male, 12mm x 1/4 BSP	£1.85	€ 2.50
BUR00503	Hydraulic adaptor METRIC male 1.5mm pitch male x BSP male, 12mm x 3/8 BSP	£1.94	€ 2.62
BUR00504	Hydraulic adaptor METRIC male 1.5mm pitch male x BSP male, 12mm x 1/2 BSP	£2.21	€ 2.98
BUR00505	Hydraulic adaptor METRIC male 1.5mm pitch male x BSP male, 14mm x 1/8 BSP	£1.85	€ 2.50
BUR00506	Hydraulic adaptor METRIC male 1.5mm pitch male x BSP male, 14mm x 1/4 BSP	£1.85	€ 2.50
BUR00507	Hydraulic adaptor METRIC male 1.5mm pitch male x BSP male, 14mm x 3/8 BSP	£1.94	€ 2.62
BUR00508	Hydraulic adaptor METRIC male 1.5mm pitch male x BSP male, 14mm x 1/2 BSP	£2.21	€ 2.98
BUR00549	Hydraulic adaptor METRIC male 1.5mm pitch male x BSP male, 14mm x 5/8 BSP	£2.44	€ 3.29
BUR00509	Hydraulic adaptor METRIC male 1.5mm pitch male x BSP male, 16mm x 1/4 BSP	£1.89	€ 2.55
BUR00510	Hydraulic adaptor METRIC male 1.5mm pitch male x BSP male, 16mm x 3/8 BSP	£1.89	€ 2.55
BUR00511	Hydraulic adaptor METRIC male 1.5mm pitch male x BSP male, 16mm x 1/2 BSP	£2.15	€ 2.90
BUR00512	Hydraulic adaptor METRIC male 1.5mm pitch male x BSP male, 16mm x 5/8 BSP	£2.57	€ 3.47
BUR00513	Hydraulic adaptor METRIC male 1.5mm pitch male x BSP male, 16mm x 3/4 BSP	£2.65	€ 3.58
BUR00514	Hydraulic adaptor METRIC male 1.5mm pitch male x BSP male, 18mm x 1/4 BSP	£2.15	€ 2.90
BUR00515	Hydraulic adaptor METRIC male 1.5mm pitch male x BSP male, 18mm x 3/8 BSP	£2.15	€ 2.90
BUR00516	Hydraulic adaptor METRIC male 1.5mm pitch male x BSP male, 18mm x 1/2 BSP	£2.21	€ 2.98
BUR00517	Hydraulic adaptor METRIC male 1.5mm pitch male x BSP male, 18mm x 5/8 BSP	£2.44	€ 3.29
BUR00518	Hydraulic adaptor METRIC male 1.5mm pitch male x BSP male, 18mm x 3/4 BSP	£2.65	€ 3.58
BUR00519	Hydraulic adaptor METRIC male 1.5mm pitch male x BSP male, 18mm x 1 BSP	£5.36	€ 7.24
BUR00520	Hydraulic adaptor METRIC male 1.5mm pitch male x BSP male, 20mm x 1/4 BSP	£2.40	€ 3.24
BUR00521	Hydraulic adaptor METRIC male 1.5mm pitch male x BSP male, 20mm x 3/8 BSP	£2.40	€ 3.24
BUR00522	Hydraulic adaptor METRIC male 1.5mm pitch male x BSP male, 20mm x 1/2 BSP	£2.40	€ 3.24
BUR00523	Hydraulic adaptor METRIC male 1.5mm pitch male x BSP male, 20mm x 3/4 BSP	£2.65	€ 3.58
BUR00524	Hydraulic adaptor METRIC male 1.5mm pitch male x BSP male, 22mm x 1/4 BSP	£2.44	€ 3.29
BUR00525	Hydraulic adaptor METRIC male 1.5mm pitch male x BSP male, 22mm x 3/8 BSP	£2.44	€ 3.29
BUR00526	Hydraulic adaptor METRIC male 1.5mm pitch male x BSP male, 22mm x 1/2 BSP	£2.44	€ 3.29
BUR00527	Hydraulic adaptor METRIC male 1.5mm pitch male x BSP male, 22mm x 5/8 BSP	£2.44	€ 3.29
BUR00528	Hydraulic adaptor METRIC male 1.5mm pitch male x BSP male, 22mm x 3/4 BSP	£2.65	€ 3.58
BUR00529	Hydraulic adaptor METRIC male 1.5mm pitch male x BSP male, 22mm x 1 BSP	£5.36	€ 7.24
BUR00551	Hydraulic adaptor METRIC male 1.5mm pitch male x BSP male, 24mm x 1/4 BSP	£3.12	€ 4.21
BUR00550	Hydraulic adaptor METRIC male 1.5mm pitch male x BSP male, 24mm x 3/8 BSP	£3.12	€ 4.21
BUR00530	Hydraulic adaptor METRIC male 1.5mm pitch male x BSP male, 24mm x 1/2 BSP	£2.65	€ 3.58
BUR00531	Hydraulic adaptor METRIC male 1.5mm pitch male x BSP male, 24mm x 3/4 BSP	£3.12	€ 4.21
BUR00554	Hydraulic adaptor METRIC male 1.5mm pitch male x BSP male, 26mm x 3/8 BSP	£4.13	€ 5.58
BUR00532	Hydraulic adaptor METRIC male 1.5mm pitch male x BSP male, 26mm x 1/2 BSP	£2.65	€ 3.58
BUR00544	Hydraulic adaptor METRIC male 1.5mm pitch male x BSP male, 26mm x 5/8 BSP	£3.12	€ 4.21
BUR00533	Hydraulic adaptor METRIC male 1.5mm pitch male x BSP male, 26mm x 3/4 BSP	£2.65	€ 3.58
BUR00534	Hydraulic adaptor METRIC male 1.5mm pitch male x BSP male, 26mm x 1 BSP	£5.36	€ 7.24
BUR00538	Hydraulic adaptor METRIC male 1.5mm pitch male x BSP male, 26mm x 1-1/4 BSP	£17.89	€ 24.15
BUR00545	Hydraulic adaptor METRIC male 1.5mm pitch male x BSP male, 28mm x 1 BSP	£15.91	€ 21.48
BUR00535	Hydraulic adaptor METRIC male 1.5mm pitch male x BSP male, 30mm x 3/4 BSP	£5.36	€ 7.24
BUR00536	Hydraulic adaptor METRIC male 1.5mm pitch male x BSP male, 30mm x 1 BSP	£5.36	€ 7.24
BUR00537	Hydraulic adaptor METRIC male 1.5mm pitch male x BSP male, 30mm x 1-1/4 BSP	£11.20	€ 15.12
BUR00547	Hydraulic adaptor METRIC male 1.5mm pitch male x BSP male, 36mm x 1 BSP	£8.93	€ 12.06

Continued on next page

PART NUMBER	DESCRIPTION	NETT. PRICE	
		£ STERLING	€ EUROS
BUR00548	Hydraulic adaptor METRIC male 1.5mm pitch male x BSP male, 38mm x 1 BSP	£10.75	€ 14.51
BUR00539	Hydraulic adaptor METRIC male 1.5mm pitch male x BSP male, 38mm x 1-1/4 BSP	£10.75	€ 14.51
BUR00540	Hydraulic adaptor METRIC male 1.5mm pitch male x BSP male, 38mm x 1-1/2 BSP	£14.03	€ 18.94
BUR00541	Hydraulic adaptor METRIC male 1.5mm pitch male x BSP male, 45mm x 1-1/2 BSP	£14.03	€ 18.94
BUR00542	Hydraulic adaptor METRIC male 1.5mm pitch male x BSP male, 45mm x 2 BSP	£16.88	€ 22.79
BUR00543	Hydraulic adaptor METRIC male 1.5mm pitch male x BSP male, 52mm x 2 BSP	£16.88	€ 22.79

## METRIC MALE 1MM PITCH X BSP MALE

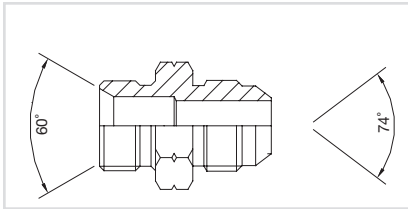
www.flowfitonline.com  
TECH. DATA SHEET  
**HA01**



PART NUMBER	DESCRIPTION	NETT. PRICE	
		£ STERLING	€ EUROS
BUR10544	Hydraulic adaptor METRIC male 1mm pitch x BSP male, 10 mm x 1/8" BSP	£1.85	€ 2.50
BUR10545	Hydraulic adaptor METRIC male 1mm pitch x BSP male, 10 mm x 1/4" BSP	£1.85	€ 2.50
BUR10548	Hydraulic adaptor METRIC male 1mm pitch x BSP male, 10 mm x 3/8" BSP	£2.11	€ 2.85
BUR10543	Hydraulic adaptor METRIC male 1mm pitch x BSP male, 12 mm x 1/8" BSP	£1.85	€ 2.50
BUR10546	Hydraulic adaptor METRIC male 1mm pitch x BSP male, 12 mm x 1/4" BSP	£1.85	€ 2.50
BUR10541	Hydraulic adaptor METRIC male 1mm pitch x BSP male, 14 mm x 1/4" BSP	£1.85	€ 2.50

## METRIC MALE 1.5MM PITCH X JIC MALE

www.flowfitonline.com  
TECH. DATA SHEET  
**HA01**



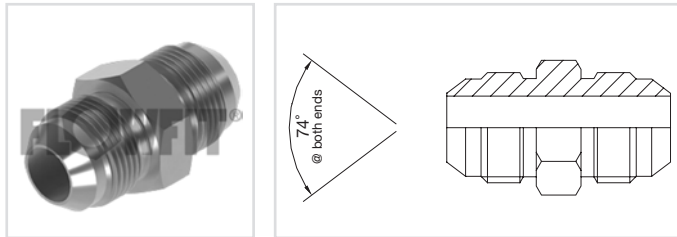
PART NUMBER	DESCRIPTION	NETT. PRICE	
		£ STERLING	€ EUROS
BUR01265	Hydraulic adaptor METRIC male 1.5mm pitch male / J C male, 10mm x 7/16" J C	£11.46	€ 15.47
BUR01274	Hydraulic adaptor METRIC male 1.5mm pitch male / J C male, 12mm x 7/16" J C	£2.92	€ 3.94
BUR01284	Hydraulic adaptor METRIC male 1.5mm pitch male / J C male, 12mm x 9/16" J C	£2.92	€ 3.94
BUR01286	Hydraulic adaptor METRIC male 1.5mm pitch male / J C male, 12mm x 3/4" J C	£33.71	€ 45.51
BUR01268	Hydraulic adaptor METRIC male 1.5mm pitch male / J C male, 14mm x 3/8" J C	£8.05	€ 10.87
BUR01291	Hydraulic adaptor METRIC male 1.5mm pitch male / J C male, 14mm x 7/16" J C	£2.92	€ 3.94
BUR01287	Hydraulic adaptor METRIC male 1.5mm pitch male / J C male, 14mm x 9/16" J C	£2.92	€ 3.94
BUR01288	Hydraulic adaptor METRIC male 1.5mm pitch male / J C male, 14mm x 3/4" J C	£3.15	€ 4.25
BUR01272	Hydraulic adaptor METRIC male 1.5mm pitch male / J C male, 14mm x 7/8" J C	£10.94	€ 14.77
BUR01295	Hydraulic adaptor METRIC male 1.5mm pitch male / J C male, 16mm x 7/16" J C	£2.54	€ 3.43
BUR01280	Hydraulic adaptor METRIC male 1.5mm pitch male / J C male, 16mm x 9/16" J C	£2.54	€ 3.43
BUR01275	Hydraulic adaptor METRIC male 1.5mm pitch male / J C male, 16mm x 3/4" J C	£2.65	€ 3.58
BUR01289	Hydraulic adaptor METRIC male 1.5mm pitch male / J C male, 16mm x 7/8" J C	£3.15	€ 4.25
BUR01296	Hydraulic adaptor METRIC male 1.5mm pitch male / J C male, 16mm x 1-1/16" J C	£3.41	€ 4.60
BUR01299	Hydraulic adaptor METRIC male 1.5mm pitch male / J C male, 18mm x 7/16" J C	£3.32	€ 4.48
BUR01276	Hydraulic adaptor METRIC male 1.5mm pitch male / J C male, 18mm x 9/16" J C	£2.92	€ 3.94
BUR01281	Hydraulic adaptor METRIC male 1.5mm pitch male / J C male, 18mm x 3/4" J C	£2.92	€ 3.94
BUR01283	Hydraulic adaptor METRIC male 1.5mm pitch male / J C male, 18mm x 7/8" J C	£3.15	€ 4.25
BUR01298	Hydraulic adaptor METRIC male 1.5mm pitch male / J C male, 18mm x 1-1/16" J C	£3.41	€ 4.60
BUR01282	Hydraulic adaptor METRIC male 1.5mm pitch male / J C male, 20mm x 9/16" J C	£2.92	€ 3.94
BUR01277	Hydraulic adaptor METRIC male 1.5mm pitch male / J C male, 20mm x 3/4" J C	£2.92	€ 3.94

Continued on next page



PART NUMBER	DESCRIPTION	NETT. PRICE	
		£ STERLING	€ EUROS
BUR01290	Hydraulic adaptor METRIC male 1.5mm pitch male / J C male, 20mm x 7/8" J C	£3.15	€ 4.25
BUR01270	Hydraulic adaptor METRIC male 1.5mm pitch male / J C male, 20mm x 1-1/16" J C	£4.81	€ 6.49
BUR01285	Hydraulic adaptor METRIC male 1.5mm pitch male / J C male, 22mm x 9/16" J C	£3.24	€ 4.37
BUR01278	Hydraulic adaptor METRIC male 1.5mm pitch male / J C male, 22mm x 3/4" J C	£3.15	€ 4.25
BUR01279	Hydraulic adaptor METRIC male 1.5mm pitch male / J C male, 22mm x 7/8" J C	£3.15	€ 4.25
BUR01294	Hydraulic adaptor METRIC male 1.5mm pitch male / J C male, 22mm x 1-1/16" J C	£3.41	€ 4.60
BUR01293	Hydraulic adaptor METRIC male 1.5mm pitch male / J C male, 24mm x 3/4" J C	£3.24	€ 4.37
BUR01267	Hydraulic adaptor METRIC male 1.5mm pitch male / J C male, 24mm x 1-1/16" J C	£3.41	€ 4.60
BUR01297	Hydraulic adaptor METRIC male 1.5mm pitch male / J C male, 26mm x 7/8" J C	£3.41	€ 4.60
BUR01292	Hydraulic adaptor METRIC male 1.5mm pitch male / J C male, 26mm x 1-1/16" J C	£3.41	€ 4.60

## JIC MALE X JIC MALE



www.flowfitonline.com  
TECH. DATA SHEET  
**HA01**

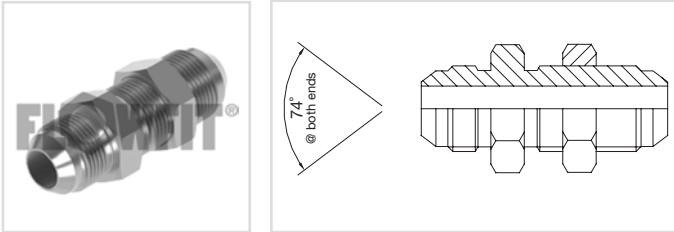
PART NUMBER	DESCRIPTION	NETT. PRICE	
		£ STERLING	€ EUROS
BUR01200	Hydraulic adaptor J C male x J C male, 5/16" J C x 5/16" J C	£1.26	€ 1.70
BUR01201	Hydraulic adaptor J C male x J C male, 5/16" J C x 7/16" J C	£1.26	€ 1.70
BUR01239	Hydraulic adaptor J C male x J C male, 3/8" J C x 3/8" J C	£1.56	€ 2.11
BUR01241	Hydraulic adaptor J C male x J C male, 3/8" J C x 7/16" J C	£1.56	€ 2.11
BUR01202	Hydraulic adaptor J C male x J C male, 7/16" J C x 7/16" J C	£1.26	€ 1.70
BUR01205	Hydraulic adaptor J C male x J C male, 7/16" J C x 1/2" J C	£1.85	€ 2.50
BUR01203	Hydraulic adaptor J C male x J C male, 7/16" J C x 9/16" J C	£1.85	€ 2.50
BUR01213	Hydraulic adaptor J C male x J C male, 7/16" J C x 3/4" J C	£2.54	€ 3.43
BUR01204	Hydraulic adaptor J C male x J C male, 7/16" J C x 7/8" J C	£2.71	€ 3.66
BUR01206	Hydraulic adaptor J C male x J C male, 1/2" J C x 1/2" J C	£1.41	€ 1.90
BUR01209	Hydraulic adaptor J C male x J C male, 1/2" J C x 9/16" J C	£1.85	€ 2.50
BUR01207	Hydraulic adaptor J C male x J C male, 1/2" J C x 3/4" J C	£2.54	€ 3.43
BUR01233	Hydraulic adaptor J C male x J C male, 1/2" J C x 7/8" J C	£3.32	€ 4.48
BUR01208	Hydraulic adaptor J C male x J C male, 1/2" J C x 1-1/16" J C	£4.28	€ 5.78
BUR01210	Hydraulic adaptor J C male x J C male, 9/16" J C x 9/16" J C	£1.41	€ 1.90
BUR01214	Hydraulic adaptor J C male x J C male, 9/16" J C x 3/4" J C	£2.15	€ 2.90
BUR01211	Hydraulic adaptor J C male x J C male, 9/16" J C x 7/8" J C	£2.49	€ 3.36
BUR01212	Hydraulic adaptor J C male x J C male, 9/16" J C x 1-1/16" J C	£3.52	€ 4.75
BUR01237	Hydraulic adaptor J C male x J C male, 9/16" J C x 1-3/16" J C	£4.25	€ 5.74
BUR01215	Hydraulic adaptor J C male x J C male, 3/4" J C x 3/4" J C	£1.89	€ 2.55
BUR01216	Hydraulic adaptor J C male x J C male, 3/4" J C x 7/8" J C	£2.24	€ 3.02
BUR01217	Hydraulic adaptor J C male x J C male, 3/4" J C x 1-1/16" J C	£2.92	€ 3.94
BUR01236	Hydraulic adaptor J C male x J C male, 3/4" J C x 1-5/16" J C	£4.59	€ 6.20
BUR01218	Hydraulic adaptor J C male x J C male, 7/8" J C x 7/8" J C	£2.07	€ 2.79
BUR01219	Hydraulic adaptor J C male x J C male, 7/8" J C x 1-1/16" J C	£3.08	€ 4.16
BUR01220	Hydraulic adaptor J C male x J C male, 7/8" J C x 1-3/16" J C	£4.28	€ 5.78
BUR01221	Hydraulic adaptor J C male x J C male, 7/8" J C x 1-5/16" J C	£4.19	€ 5.66
BUR01222	Hydraulic adaptor J C male x J C male, 1-1/16" J C x 1-1/16" J C	£2.92	€ 3.94
BUR01223	Hydraulic adaptor J C male x J C male, 1-1/16" J C x 1-3/16" J C	£4.28	€ 5.78
BUR01224	Hydraulic adaptor J C male x J C male, 1-1/16" J C x 1-5/16" J C	£4.19	€ 5.66
BUR01240	Hydraulic adaptor J C male x J C male, 1-1/16" J C x 1-5/8" J C	£10.49	€ 14.16
BUR01238	Hydraulic adaptor J C male x J C male, 1-1/16" J C x 1-7/8" J C	£11.96	€ 16.15
BUR01225	Hydraulic adaptor J C male x J C male, 1-3/16" J C x 1-3/16" J C	£4.28	€ 5.78
BUR01226	Hydraulic adaptor J C male x J C male, 1-3/16" J C x 1-5/16" J C	£4.59	€ 6.20
BUR01227	Hydraulic adaptor J C male x J C male, 1-5/16" J C x 1-5/16" J C	£4.13	€ 5.58
BUR01228	Hydraulic adaptor J C male x J C male, 1-5/16" J C x 1-5/8" J C	£10.45	€ 14.11

Continued on next page

PART NUMBER	DESCRIPTION	NETT. PRICE	
		£ STERLING	€ EUROS
BUR01235	Hydraulic adaptor J C male x J C male, 1-5/16" J C x 1-7/8" J C	£10.94	€ 14.77
BUR01229	Hydraulic adaptor J C male x J C male, 1-5/8" J C x 1-5/8" J C	£8.93	€ 12.06
BUR01230	Hydraulic adaptor J C male x J C male, 1-5/8" J C x 1-7/8" J C	£10.94	€ 14.77
BUR01231	Hydraulic adaptor J C male x J C male, 1-7/8" J C x 1-7/8" J C	£10.94	€ 14.77
BUR01232	Hydraulic adaptor J C male x J C male, 2-1/2" J C x 2-1/2" J C	£22.58	€ 30.48

## JIC MALE X JIC MALE BULKHEAD WITH LOCKNUT

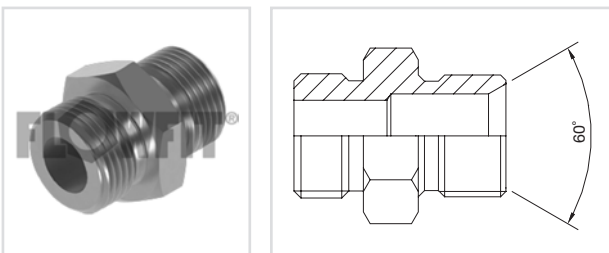
www.flowfitonline.com  
TECH. DATA SHEET  
**HA01**



PART NUMBER	DESCRIPTION	NETT. PRICE	
		£ STERLING	€ EUROS
BUR00236	Hydraulic extended bulkhead J C adaptor with locknut, 3/8" J C	£7.96	€ 10.75
BUR00225	Hydraulic extended bulkhead J C adaptor with locknut, 7/16" J C	£6.53	€ 8.82
BUR00226	Hydraulic extended bulkhead J C adaptor with locknut, 1/2" J C	£6.53	€ 8.82
BUR00227	Hydraulic extended bulkhead J C adaptor with locknut, 9/16" J C	£6.62	€ 8.94
BUR00228	Hydraulic extended bulkhead J C adaptor with locknut, 3/4" J C	£8.13	€ 10.98
BUR00229	Hydraulic extended bulkhead J C adaptor with locknut, 7/8" J C	£12.21	€ 16.48
BUR00230	Hydraulic extended bulkhead J C adaptor with locknut, 1-1/16" J C	£16.59	€ 22.40
BUR00234	Hydraulic extended bulkhead J C adaptor with locknut, 1-3/16" J C	£18.68	€ 25.22
BUR00231	Hydraulic extended bulkhead J C adaptor with locknut, 1-5/16" J C	£21.69	€ 29.28
BUR00232	Hydraulic extended bulkhead J C adaptor with locknut, 1-5/8" J C	£31.53	€ 42.57
BUR00233	Hydraulic extended bulkhead J C adaptor with locknut, 1-7/8" J C	£54.24	€ 73.22

## SAE 'O' RING BOSS MALE LESS 'O' RING X BSP MALE

www.flowfitonline.com  
TECH. DATA SHEET  
**HA01**



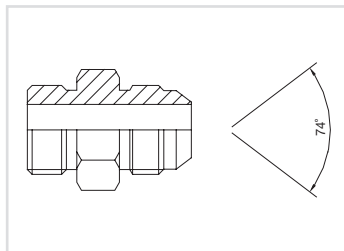
PART NUMBER	DESCRIPTION	NETT. PRICE	
		£ STERLING	€ EUROS
BUR01326	Hydraulic SAE O ring boss male less o ring x BSP male, 1/4" SORB x 1/4" BSP	£1.94	€ 2.62
BUR01329	Hydraulic SAE O ring boss male less o ring x BSP male, 1/4" SORB x 1/8" BSP	£1.94	€ 2.62
BUR01300	Hydraulic SAE O ring boss male less o ring x BSP male, 3/8" SORB x 1/4" BSP	£1.94	€ 2.62
BUR01323	Hydraulic SAE O ring boss male less o ring x BSP male, 3/8" SORB x 3/8" BSP	£2.40	€ 3.24
BUR01309	Hydraulic SAE O ring boss male less o ring x BSP male, 7/16" SORB x 1/8" BSP	£1.65	€ 2.23
BUR01301	Hydraulic SAE O ring boss male less o ring x BSP male, 7/16" SORB x 1/4" BSP	£1.29	€ 1.74
BUR01303	Hydraulic SAE O ring boss male less o ring x BSP male, 7/16" SORB x 3/8" BSP	£1.52	€ 2.05
BUR01302	Hydraulic SAE O ring boss male less o ring x BSP male, 7/16" SORB x 1/2" BSP	£1.94	€ 2.62
BUR01304	Hydraulic SAE O ring boss male less o ring x BSP male, 1/2" SORB x 1/4" BSP	£1.47	€ 1.98
BUR01305	Hydraulic SAE O ring boss male less o ring x BSP male, 1/2" SORB x 3/8" BSP	£1.56	€ 2.11
BUR01341	Hydraulic SAE O ring boss male less o ring x BSP male, 1/2" SORB x 1/2" BSP	£2.02	€ 2.73

Continued on next page

PART NUMBER	DESCRIPTION	NETT. PRICE	
		£ STERLING	€ EUROS
BUR01306	Hydraulic SAE O ring boss male less o ring x BSP male, 9/16" SORB x 1/4" BSP	£1.48	€ 2.00
BUR01307	Hydraulic SAE O ring boss male less o ring x BSP male, 9/16" SORB x 3/8" BSP	£1.56	€ 2.11
BUR01308	Hydraulic SAE O ring boss male less o ring x BSP male, 9/16" SORB x 1/2" BSP	£1.94	€ 2.62
BUR01310	Hydraulic SAE O ring boss male less o ring x BSP male, 3/4" SORB x 1/4" BSP	£1.94	€ 2.62
BUR01311	Hydraulic SAE O ring boss male less o ring x BSP male, 3/4" SORB x 3/8" BSP	£1.94	€ 2.62
BUR01312	Hydraulic SAE O ring boss male less o ring x BSP male, 3/4" SORB x 1/2" BSP	£1.94	€ 2.62
BUR01313	Hydraulic SAE O ring boss male less o ring x BSP male, 3/4" SORB x 5/8" BSP	£2.24	€ 3.02
BUR01314	Hydraulic SAE O ring boss male less o ring x BSP male, 3/4" SORB x 3/4" BSP	£2.92	€ 3.94
BUR01315	Hydraulic SAE O ring boss male less o ring x BSP male, 5/8" SORB x 1/4" BSP	£2.24	€ 3.02
BUR01316	Hydraulic SAE O ring boss male less o ring x BSP male, 5/8" SORB x 3/8" BSP	£2.24	€ 3.02
BUR01344	Hydraulic SAE O ring boss male less o ring x BSP male, 5/8" SORB x 1/2" BSP	£2.24	€ 3.02
BUR01346	Hydraulic SAE O ring boss male less o ring x BSP male, 7/8" SORB x 1/4" BSP	£2.24	€ 3.02
BUR01317	Hydraulic SAE O ring boss male less o ring x BSP male, 7/8" SORB x 3/8" BSP	£2.24	€ 3.02
BUR01318	Hydraulic SAE O ring boss male less o ring x BSP male, 7/8" SORB x 1/2" BSP	£2.24	€ 3.02
BUR01319	Hydraulic SAE O ring boss male less o ring x BSP male, 7/8" SORB x 5/8" BSP	£2.24	€ 3.02
BUR01320	Hydraulic SAE O ring boss male less o ring x BSP male, 7/8" SORB x 3/4" BSP	£2.92	€ 3.94
BUR01335	Hydraulic SAE O ring boss male less o ring x BSP male, 7/8" SORB x 1" BSP	£4.69	€ 6.33
BUR01321	Hydraulic SAE O ring boss male less o ring x BSP male, 1-1/16" SORB x 3/8" BSP	£3.32	€ 4.48
BUR01322	Hydraulic SAE O ring boss male less o ring x BSP male, 1-1/16" SORB x 1/2" BSP	£3.08	€ 4.16
BUR01337	Hydraulic SAE O ring boss male less o ring x BSP male, 1-1/16" SORB x 5/8" BSP	£3.58	€ 4.83
BUR01324	Hydraulic SAE O ring boss male less o ring x BSP male, 1-1/16" SORB x 3/4" BSP	£2.95	€ 3.98
BUR01325	Hydraulic SAE O ring boss male less o ring x BSP male, 1-1/16" SORB x 1" BSP	£4.52	€ 6.10
BUR01348	Hydraulic SAE O ring boss male less o ring x BSP male, 1-1/16" SORB x 1-1/4" BSP	£10.69	€ 14.43
BUR01345	Hydraulic SAE O ring boss male less o ring x BSP male, 1-3/16" SORB x 3/4" BSP	£13.52	€ 18.25
BUR01343	Hydraulic SAE O ring boss male less o ring x BSP male, 1-5/16" SORB x 1/2" BSP	£4.98	€ 6.72
BUR01327	Hydraulic SAE O ring boss male less o ring x BSP male, 1-5/16" SORB x 3/4" BSP	£4.52	€ 6.10
BUR01328	Hydraulic SAE O ring boss male less o ring x BSP male, 1-5/16" SORB x 1" BSP	£4.52	€ 6.10
BUR01338	Hydraulic SAE O ring boss male less o ring x BSP male, 1-5/16" SORB x 1-1/4" BSP	£10.69	€ 14.43
BUR01330	Hydraulic SAE O ring boss male less o ring x BSP male, 1-5/16" SORB x 1-1/2" BSP	£13.52	€ 18.25
BUR01331	Hydraulic SAE O ring boss male less o ring x BSP male, 1-5/8" SORB x 3/4" BSP	£13.52	€ 18.25
BUR01332	Hydraulic SAE O ring boss male less o ring x BSP male, 1-5/8" SORB x 1" BSP	£10.69	€ 14.43
BUR01333	Hydraulic SAE O ring boss male less o ring x BSP male, 1-5/8" SORB x 1-1/4" BSP	£10.69	€ 14.43
BUR01339	Hydraulic SAE O ring boss male less o ring x BSP male, 1-5/8" SORB x 1-1/2" BSP	£15.84	€ 21.38
BUR01342	Hydraulic SAE O ring boss male less o ring x BSP male, 1-7/8" SORB x 1-1/4" BSP	£15.88	€ 21.44
BUR01340	Hydraulic SAE O ring boss male less o ring x BSP male, 1-7/8" SORB x 1-1/2" BSP	£15.88	€ 21.44

## SAE 'O' RING BOSS MALE LESS 'O' RING X JIC MALE

www.flowfitonline.com  
TECH. DATA SHEET  
**HA01**



PART NUMBER	DESCRIPTION	NETT. PRICE	
		£ STERLING	€ EUROS
BUR01350	Hydraulic SAE O'ring boss male less o ring x J C male adaptor, 7/16" SORB x 7/16" J C	£1.41	€ 1.90
BUR01353	Hydraulic SAE O'ring boss male less o ring x J C male adaptor, 7/16" SORB x 1/2" J C	£1.56	€ 2.11
BUR01351	Hydraulic SAE O'ring boss male less o ring x J C male adaptor, 7/16" SORB x 9/16" J C	£1.56	€ 2.11
BUR01398	Hydraulic SAE O'ring boss male less o ring x J C male adaptor, 7/16" SORB x 7/8" J C	£2.49	€ 3.36
BUR01392	Hydraulic SAE O'ring boss male less o ring x J C male adaptor, 1/2" SORB x 7/16" J C	£1.56	€ 2.11
BUR01352	Hydraulic SAE O'ring boss male less o ring x J C male adaptor, 1/2" SORB x 1/2" J C	£1.56	€ 2.11
BUR01388	Hydraulic SAE O'ring boss male less o ring x J C male adaptor, 1/2" SORB x 9/16" J C	£1.56	€ 2.11
BUR01354	Hydraulic SAE O'ring boss male less o ring x J C male adaptor, 9/16" SORB x 7/16" J C	£1.56	€ 2.11
BUR01355	Hydraulic SAE O'ring boss male less o ring x J C male adaptor, 9/16" SORB x 1/2" J C	£2.57	€ 3.47

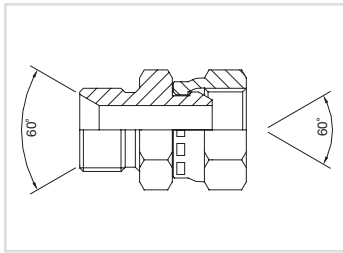
Continued on next page

PART NUMBER	DESCRIPTION	NETT. PRICE	
		£ STERLING	€ EUROS
BUR01356	Hydraulic SAE O'ring boss male less o ring x JJ C male adaptor, 9/16" SORB x 9/16" JJ C	£1.56	€ 2.11
BUR01357	Hydraulic SAE O'ring boss male less o ring x JJ C male adaptor, 9/16" SORBx 3/4" JJ C	£1.94	€ 2.62
BUR01358	Hydraulic SAE O'ring boss male less o ring x JJ C male adaptor, 9/16" SORB x 7/8" JJ C	£2.15	€ 2.90
BUR01389	Hydraulic SAE O'ring boss male less o ring x JJ C male adaptor, 3/4" SORB x 7/16" JJ C	£2.24	€ 3.02
BUR01361	Hydraulic SAE O'ring boss male less o ring x JJ C male adaptor, 3/4" SORB x 9/16" JJ C	£2.24	€ 3.02
BUR01362	Hydraulic SAE O'ring boss male less o ring x JJ C male adaptor, 3/4" SORB x 3/4" JJ C	£1.82	€ 2.46
BUR01363	Hydraulic SAE O'ring boss male less o ring x JJ C male adaptor, 3/4" SORB x 7/8" JJ C	£2.07	€ 2.79
BUR01364	Hydraulic SAE O'ring boss male less o ring x JJ C male adaptor, 3/4" SORB x 1-1/16" JJ C	£3.32	€ 4.48
BUR01386	Hydraulic SAE O'ring boss male less o ring x JJ C male adaptor, 7/8" SORB x 9/16" JJ C	£2.40	€ 3.24
BUR01365	Hydraulic SAE O'ring boss male less o ring x JJ C male adaptor, 7/8" SORB x 3/4" JJ C	£2.21	€ 2.98
BUR01366	Hydraulic SAE O'ring boss male less o ring x JJ C male adaptor, 7/8" SORB x 7/8" JJ C	£2.11	€ 2.85
BUR01367	Hydraulic SAE O'ring boss male less o ring x JJ C male adaptor, 7/8" SORB x 1-1/16" JJ C	£3.52	€ 4.75
BUR01395	Hydraulic SAE O'ring boss male less o ring x JJ C male adaptor, 1-1/16" SORB x 9/16" JJ C	£3.83	€ 5.17
BUR01368	Hydraulic SAE O'ring boss male less o ring x JJ C male adaptor, 1-1/16" SORB x 3/4" JJ C	£3.32	€ 4.48
BUR01370	Hydraulic SAE O'ring boss male less o ring x JJ C male adaptor, 1-1/16" SORB x 7/8" JJ C	£3.32	€ 4.48
BUR01371	Hydraulic SAE O'ring boss male less o ring x JJ C male adaptor, 1-1/16" SORB x 1-1/16" JJ C	£3.08	€ 4.16
BUR01373	Hydraulic SAE O'ring boss male less o ring x JJ C male adaptor, 1-1/16" SORB x 1-5/16" JJ C	£4.87	€ 6.57
BUR01374	Hydraulic SAE O'ring boss male less o ring x JJ C male adaptor, 1-3/16" SORB x 1-1/16" JJ C	£4.87	€ 6.57
BUR01391	Hydraulic SAE O'ring boss male less o ring x JJ C male adaptor, 1-3/16" SORB x 1-3/16" JJ C	£4.69	€ 6.33
BUR01394	Hydraulic SAE O'ring boss male less o ring x JJ C male adaptor, 1-5/16" SORB x 3/4" JJ C	£9.02	€ 12.18
BUR01396	Hydraulic SAE O'ring boss male less o ring x JJ C male adaptor, 1-5/16" SORB x 7/8" JJ C	£9.02	€ 12.18
BUR01377	Hydraulic SAE O'ring boss male less o ring x JJ C male adaptor, 1-5/16" SORB x 1-1/16" JJ C	£4.87	€ 6.57
BUR01378	Hydraulic SAE O'ring boss male less o ring x JJ C male adaptor, 1-5/16" SORB x 1-5/16" JJ C	£4.87	€ 6.57
BUR01379	Hydraulic SAE O'ring boss male less o ring x JJ C male adaptor, 1-5/16" SORB x 1-5/8" JJ C	£9.06	€ 12.23
BUR01380	Hydraulic SAE O'ring boss male less o ring x JJ C male adaptor, 1-5/8" SORB x 1-5/16" JJ C	£9.06	€ 12.23
BUR01381	Hydraulic SAE O'ring boss male less o ring x JJ C male adaptor, 1-5/8" SORB x 1-5/8" JJ C	£9.06	€ 12.23
BUR01387	Hydraulic SAE O'ring boss male less o ring x JJ C male adaptor, 1-5/8" SORB x 1-7/8" JJ C	£14.74	€ 19.90
BUR01397	Hydraulic SAE O'ring boss male less o ring x JJ C male adaptor, 1-7/8" SORB x 1-5/16" JJ C	£14.74	€ 19.90
BUR01383	Hydraulic SAE O'ring boss male less o ring x JJ C male adaptor, 1-7/8" SORB x 1-5/8" JJ C	£14.74	€ 19.90
BUR01384	Hydraulic SAE O'ring boss male less o ring x JJ C male adaptor, 1-7/8" SORB x 1-7/8" JJ C	£13.52	€ 18.25
BUR01369	Hydraulic SAE O'ring boss male less o ring x JJ C male adaptor, 1-7/8" SORB x 2-1/2" JJ C	£29.86	€ 40.31
BUR01385	Hydraulic SAE O'ring boss male less o ring x JJ C male adaptor, 2-1/2" SORB x 2-1/2" JJ C	£29.86	€ 40.31

## MALE X SWIVEL FEMALE ADAPTORS

### BSP MALE X BSP SWIVEL FEMALE

www.flowfitonline.com  
TECH. DATA SHEET  
**HA01**

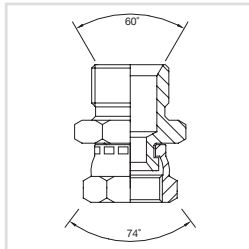


PART NUMBER	DESCRIPTION	NETT. PRICE	
		£ STERLING	€ EUROS
BUR01425	Hydraulic adaptor BSP male x BSP swivel female, 1/8" BSP x 1/8" BSP	£2.07	€ 2.79
BUR01426	Hydraulic adaptor BSP male x BSP swivel female, 1/8" BSP x 1/4" BSP	£2.07	€ 2.79
BUR01476	Hydraulic adaptor BSP male x BSP swivel female, 1/8" BSP x 3/8" BSP	£2.07	€ 2.79
BUR01428	Hydraulic adaptor BSP male x BSP swivel female, 1/4" BSP x 1/8" BSP	£2.07	€ 2.79
BUR01427	Hydraulic adaptor BSP male x BSP swivel female, 1/4" BSP x 1/4" BSP	£1.60	€ 2.16
BUR01429	Hydraulic adaptor BSP male x BSP swivel female, 1/4" BSP x 3/8" BSP	£1.89	€ 2.55
BUR01430	Hydraulic adaptor BSP male x BSP swivel female, 1/4" BSP x 1/2" BSP	£2.60	€ 3.51
BUR01431	Hydraulic adaptor BSP male x BSP swivel female, 1/4" BSP x 3/4" BSP	£5.19	€ 7.01
BUR01432	Hydraulic adaptor BSP male x BSP swivel female, 3/8" BSP x 1/8" BSP	£2.15	€ 2.90
BUR01433	Hydraulic adaptor BSP male x BSP swivel female, 3/8" BSP x 1/4" BSP	£1.60	€ 2.16
BUR01434	Hydraulic adaptor BSP male x BSP swivel female, 3/8" BSP x 3/8" BSP	£1.85	€ 2.50
BUR01435	Hydraulic adaptor BSP male x BSP swivel female, 3/8" BSP x 1/2" BSP	£2.54	€ 3.43

Continued on next page

PART NUMBER	DESCRIPTION	NETT. PRICE	
		£ STERLING	€ EUROS
BUR01470	Hydraulic adaptor BSP male x BSP swivel female, 3/8" BSP x 5/8" BSP	£4.76	€ 6.43
BUR01436	Hydraulic adaptor BSP male x BSP swivel female, 3/8" BSP x 3/4" BSP	£4.81	€ 6.49
BUR01437	Hydraulic adaptor BSP male x BSP swivel female, 3/8" BSP x 1" BSP	£5.79	€ 7.82
BUR01438	Hydraulic adaptor BSP male x BSP swivel female, 1/2" BSP x 1/4" BSP	£2.60	€ 3.51
BUR01439	Hydraulic adaptor BSP male x BSP swivel female, 1/2" BSP x 3/8" BSP	£2.54	€ 3.43
BUR01440	Hydraulic adaptor BSP male x BSP swivel female, 1/2" BSP x 1/2" BSP	£2.54	€ 3.43
BUR01441	Hydraulic adaptor BSP male x BSP swivel female, 1/2" BSP x 5/8" BSP	£3.08	€ 4.16
BUR01442	Hydraulic adaptor BSP male x BSP swivel female, 1/2" BSP x 3/4" BSP	£3.75	€ 5.06
BUR01443	Hydraulic adaptor BSP male x BSP swivel female, 1/2" BSP x 1" BSP	£5.62	€ 7.59
BUR01457	Hydraulic adaptor BSP male x BSP swivel female, 5/8" BSP x 1/4" BSP	£4.76	€ 6.43
BUR01444	Hydraulic adaptor BSP male x BSP swivel female, 5/8" BSP x 3/8" BSP	£4.76	€ 6.43
BUR01445	Hydraulic adaptor BSP male x BSP swivel female, 5/8" BSP x 1/2" BSP	£3.08	€ 4.16
BUR01446	Hydraulic adaptor BSP male x BSP swivel female, 5/8" BSP x 5/8" BSP	£2.92	€ 3.94
BUR01447	Hydraulic adaptor BSP male x BSP swivel female, 5/8" BSP x 3/4" BSP	£4.81	€ 6.49
BUR01481	Hydraulic adaptor BSP male x BSP swivel female, 5/8" BSP x 1" BSP	£6.62	€ 8.94
BUR01468	Hydraulic adaptor BSP male x BSP swivel female, 3/4" BSP x 1/4" BSP	£4.81	€ 6.49
BUR01448	Hydraulic adaptor BSP male x BSP swivel female, 3/4" BSP x 3/8" BSP	£4.81	€ 6.49
BUR01449	Hydraulic adaptor BSP male x BSP swivel female, 3/4" BSP x 1/2" BSP	£3.75	€ 5.06
BUR01450	Hydraulic adaptor BSP male x BSP swivel female, 3/4" BSP x 5/8" BSP	£4.81	€ 6.49
BUR01451	Hydraulic adaptor BSP male x BSP swivel female, 3/4" BSP x 3/4" BSP	£3.75	€ 5.06
BUR01453	Hydraulic adaptor BSP male x BSP swivel female, 3/4" BSP x 1" BSP	£5.79	€ 7.82
BUR01452	Hydraulic adaptor BSP male x BSP swivel female, 3/4" BSP x 1-1/4" BSP	£12.51	€ 16.89
BUR01454	Hydraulic adaptor BSP male x BSP swivel female, 1" BSP x 1/2" BSP	£5.79	€ 7.82
BUR01455	Hydraulic adaptor BSP male x BSP swivel female, 1" BSP x 5/8" BSP	£5.79	€ 7.82
BUR01456	Hydraulic adaptor BSP male x BSP swivel female, 1" BSP x 3/4" BSP	£5.79	€ 7.82
BUR01458	Hydraulic adaptor BSP male x BSP swivel female, 1" BSP x 1" BSP	£5.79	€ 7.82
BUR01463	Hydraulic adaptor BSP male x BSP swivel female, 1" BSP x 1-1/4" BSP	£11.54	€ 15.58
BUR01472	Hydraulic adaptor BSP male x BSP swivel female, 1" BSP x 1-1/2" BSP	£18.06	€ 24.38
BUR01479	Hydraulic adaptor BSP male x BSP swivel female, 1" BSP x 2" BSP	£30.80	€ 41.58
BUR01459	Hydraulic adaptor BSP male x BSP swivel female, 1-1/4" BSP x 1/2" BSP	£12.35	€ 16.67
BUR01469	Hydraulic adaptor BSP male x BSP swivel female, 1-1/4" BSP x 3/4" BSP	£11.54	€ 15.58
BUR01460	Hydraulic adaptor BSP male x BSP swivel female, 1-1/4" BSP x 1" BSP	£11.54	€ 15.58
BUR01461	Hydraulic adaptor BSP male x BSP swivel female, 1-1/4" BSP x 1-1/4" BSP	£11.54	€ 15.58
BUR01462	Hydraulic adaptor BSP male x BSP swivel female, 1-1/4" BSP x 1-1/2" BSP	£17.43	€ 23.53
BUR01477	Hydraulic adaptor BSP male x BSP swivel female, 1-1/4" BSP x 2" BSP	£30.80	€ 41.58
BUR01464	Hydraulic adaptor BSP male x BSP swivel female, 1-1/2" BSP x 1" BSP	£17.43	€ 23.53
BUR01465	Hydraulic adaptor BSP male x BSP swivel female, 1-1/2" BSP x 1-1/4" BSP	£17.43	€ 23.53
BUR01466	Hydraulic adaptor BSP male x BSP swivel female, 1-1/2" BSP x 1-1/2" BSP	£18.06	€ 24.38
BUR01471	Hydraulic adaptor BSP male x BSP swivel female, 1-1/2" BSP x 2" BSP	£30.80	€ 41.58
BUR01475	Hydraulic adaptor BSP male x BSP swivel female, 2" BSP x 1-1/4" BSP	£30.80	€ 41.58
BUR01474	Hydraulic adaptor BSP male x BSP swivel female, 2" BSP x 1-1/2" BSP	£30.80	€ 41.58
BUR01467	Hydraulic adaptor BSP male x BSP swivel female, 2" BSP x 2" BSP	£30.80	€ 41.58

## BSP MALE X JIC SWIVEL FEMALE



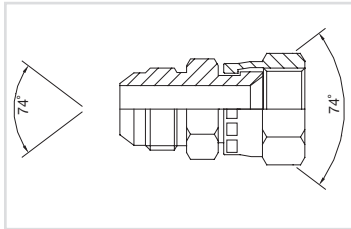
www.flowfitonline.com  
TECH. DATA SHEET  
**HA01**

PART NUMBER	DESCRIPTION	NETT. PRICE	
		£ STERLING	€ EUROS
BUR11501	Hydraulic adaptor BSP male x JIC swivel female, 1/8" BSP x 7/16" JIC	£2.71	€ 3.66
BUR11513	Hydraulic adaptor BSP male x JIC swivel female, 1/4" BSP x 7/16" JIC	£2.71	€ 3.66
BUR11514	Hydraulic adaptor BSP male x JIC swivel female, 1/4" BSP x 1/2" JIC	£2.71	€ 3.66
BUR11515	Hydraulic adaptor BSP male x JIC swivel female, 1/4" BSP x 9/16" JIC	£2.71	€ 3.66

Continued on next page

PART NUMBER	DESCRIPTION	NETT. PRICE	
		£ STERLING	€ EUROS
BUR11516	Hydraulic adaptor BSP male x J C swivel female, 1/4" BSP x 3/4" J C	£2.92	€ 3.94
BUR11524	Hydraulic adaptor BSP male x J C swivel female, 3/8" BSP x 7/16" J C	£2.92	€ 3.94
BUR11525	Hydraulic adaptor BSP male x J C swivel female, 3/8" BSP x 1/2" J C	£2.92	€ 3.94
BUR11526	Hydraulic adaptor BSP male x J C swivel female, 3/8" BSP x 9/16" J C	£2.92	€ 3.94
BUR11527	Hydraulic adaptor BSP male x J C swivel female, 3/8" BSP x 3/4" J C	£2.71	€ 3.66
BUR11528	Hydraulic adaptor BSP male x J C swivel female, 3/8" BSP x 7/8" J C	£3.32	€ 4.48
BUR11529	Hydraulic adaptor BSP male x J C swivel female, 3/8" BSP x 1-1/16" J C	£12.04	€ 16.25
BUR11536	Hydraulic adaptor BSP male x J C swivel female, 1/2" BSP x 7/16" J C	£3.32	€ 4.48
BUR11537	Hydraulic adaptor BSP male x J C swivel female, 1/2" BSP x 1/2" J C	£3.32	€ 4.48
BUR11538	Hydraulic adaptor BSP male x J C swivel female, 1/2" BSP x 9/16" J C	£2.71	€ 3.66
BUR11539	Hydraulic adaptor BSP male x J C swivel female, 1/2" BSP x 3/4" J C	£2.92	€ 3.94
BUR11540	Hydraulic adaptor BSP male x J C swivel female, 1/2" BSP x 7/8" J C	£3.24	€ 4.37
BUR11541	Hydraulic adaptor BSP male x J C swivel female, 1/2" BSP x 1-1/16" J C	£5.79	€ 7.82
BUR11551	Hydraulic adaptor BSP male x J C swivel female, 5/8" BSP x 3/4" J C	£3.83	€ 5.17
BUR11552	Hydraulic adaptor BSP male x J C swivel female, 5/8" BSP x 7/8" J C	£3.83	€ 5.17
BUR11553	Hydraulic adaptor BSP male x J C swivel female, 5/8" BSP x 1-1/16" J C	£8.05	€ 10.87
BUR11562	Hydraulic adaptor BSP male x J C swivel female, 3/4" BSP x 9/16" J C	£4.87	€ 6.57
BUR11563	Hydraulic adaptor BSP male x J C swivel female, 3/4" BSP x 3/4" J C	£4.87	€ 6.57
BUR11564	Hydraulic adaptor BSP male x J C swivel female, 3/4" BSP x 7/8" J C	£5.15	€ 6.95
BUR11565	Hydraulic adaptor BSP male x J C swivel female, 3/4" BSP x 1-1/16" J C	£5.79	€ 7.82
BUR11566	Hydraulic adaptor BSP male x J C swivel female, 3/4" BSP x 1-3/16" J C	£7.90	€ 10.67
BUR11567	Hydraulic adaptor BSP male x J C swivel female, 3/4" BSP x 1-5/16" J C	£10.36	€ 13.99
BUR11577	Hydraulic adaptor BSP male x J C swivel female, 1" BSP x 1-1/16" J C	£8.05	€ 10.87
BUR11578	Hydraulic adaptor BSP male x J C swivel female, 1" BSP x 1-3/16" J C	£8.60	€ 11.61
BUR11579	Hydraulic adaptor BSP male x J C swivel female, 1" BSP x 1-5/16" J C	£10.36	€ 13.99
BUR11580	Hydraulic adaptor BSP male x J C swivel female, 1" BSP x 1-5/8" J C	£16.62	€ 22.44
BUR11591	Hydraulic adaptor BSP male x J C swivel female, 1-1/4" BSP x 1-5/16" J C	£16.62	€ 22.44
BUR11592	Hydraulic adaptor BSP male x J C swivel female, 1-1/4" BSP x 1-5/8" J C	£16.62	€ 22.44
BUR11593	Hydraulic adaptor BSP male x J C swivel female, 1-1/4" BSP x 1-7/8" J C	£24.60	€ 33.21
BUR11606	Hydraulic adaptor BSP male x J C swivel female, 1-1/2" BSP x 1-5/8" J C	£24.60	€ 33.21
BUR11605	Hydraulic adaptor BSP male x J C swivel female, 1-1/2" BSP x 1-7/8" J C	£24.60	€ 33.21
BUR11617	Hydraulic adaptor BSP male x J C swivel female, 2" BSP x 1-7/8" J C	£30.80	€ 41.58
BUR11618	Hydraulic adaptor BSP male x J C swivel female, 2" BSP x 2-1/2" J C	£30.80	€ 41.58

## JIC MALE X JIC SWIVEL FEMALE



www.flowfitonline.com  
TECH. DATA SHEET  
**HA01**

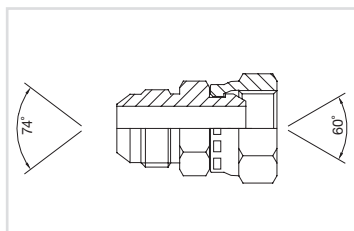
PART NUMBER	DESCRIPTION	NETT. PRICE	
		£ STERLING	€ EUROS
BUR01687	Hydraulic adaptor J C male x J C swivel female, 7/16" J C x 7/16" J C	£3.21	€ 4.33
BUR01675	Hydraulic adaptor J C male x J C swivel female, 7/16" J C x 9/16" J C	£3.21	€ 4.33
BUR01694	Hydraulic adaptor J C male x J C swivel female, 7/16" J C x 3/4" J C	£3.75	€ 5.06
BUR01671	Hydraulic adaptor J C male x J C swivel female, 7/16" J C x 7/8" J C	£3.83	€ 5.17
BUR01670	Hydraulic adaptor J C male x J C swivel female, 1/2" J C x 7/16" J C	£11.51	€ 15.54
BUR01676	Hydraulic adaptor J C male x J C swivel female, 1/2" J C x 1/2" J C	£3.08	€ 4.16
BUR01677	Hydraulic adaptor J C male x J C swivel female, 1/2" J C x 9/16" J C	£3.21	€ 4.33
BUR01684	Hydraulic adaptor J C male x J C swivel female, 9/16" J C x 7/16" J C	£3.21	€ 4.33
BUR01674	Hydraulic adaptor J C male x J C swivel female, 9/16" J C x 1/2" J C	£3.21	€ 4.33
BUR01678	Hydraulic adaptor J C male x J C swivel female, 9/16" J C x 9/16" J C	£3.21	€ 4.33
BUR01679	Hydraulic adaptor J C male x J C swivel female, 9/16" J C x 3/4" J C	£3.28	€ 4.43
BUR01695	Hydraulic adaptor J C male x J C swivel female, 9/16" J C x 7/8" J C	£3.83	€ 5.17
BUR01680	Hydraulic adaptor J C male x J C swivel female, 3/4" J C x 9/16" J C	£3.28	€ 4.43
BUR01685	Hydraulic adaptor J C male x J C swivel female, 3/4" J C x 3/4" J C	£3.28	€ 4.43
BUR01681	Hydraulic adaptor J C male x J C swivel female, 3/4" J C x 7/8" J C	£3.83	€ 5.17

Continued on next page



PART NUMBER	DESCRIPTION	NETT. PRICE	
		£ STERLING	€ EUROS
BUR01691	Hydraulic adaptor J C male x J C swivel female, 3/4" J C x 1-1/16" J C	£5.73	€ 7.74
BUR01682	Hydraulic adaptor J C male x J C swivel female, 7/8" J C x 3/4" J C	£3.83	€ 5.17
BUR01683	Hydraulic adaptor J C male x J C swivel female, 7/8" J C x 7/8" J C	£3.83	€ 5.17
BUR01690	Hydraulic adaptor J C male x J C swivel female, 7/8" J C x 1-1/16" J C	£5.79	€ 7.82
BUR01688	Hydraulic adaptor J C male x J C swivel female, 1-1/16" J C x 3/4" J C	£5.09	€ 6.87
BUR01686	Hydraulic adaptor J C male x J C swivel female, 1-1/16" J C x 7/8" J C	£5.09	€ 6.87
BUR01692	Hydraulic adaptor J C male x J C swivel female, 1-1/16" J C x 1-1/16" J C	£5.52	€ 7.45
BUR01696	Hydraulic adaptor J C male x J C swivel female, 1-1/16" J C x 1-5/16" J C	£9.35	€ 12.62
BUR01666	Hydraulic adaptor J C male x J C swivel female, 1-1/16" J C x 1-5/8" J C	£19.29	€ 26.04
BUR01699	Hydraulic adaptor J C male x J C swivel female, 1-3/16" J C x 1-3/16" J C	£6.56	€ 8.86
BUR01689	Hydraulic adaptor J C male x J C swivel female, 1-5/16" J C x 1-1/16" J C	£9.35	€ 12.62
BUR01693	Hydraulic adaptor J C male x J C swivel female, 1-5/16" J C x 1-5/16" J C	£9.35	€ 12.62
BUR01673	Hydraulic adaptor J C male x J C swivel female, 1-5/16" J C x 1-5/8" J C	£19.29	€ 26.04
BUR01669	Hydraulic adaptor J C male x J C swivel female, 1-5/16" J C x 1-7/8" J C	£19.28	€ 26.03
BUR01770	Hydraulic adaptor J C male x J C swivel female, 1-5/8" J C x 1-5/16" J C	£19.29	€ 26.04
BUR01697	Hydraulic adaptor J C male x J C swivel female, 1-5/8" J C x 1-5/8" J C	£19.29	€ 26.04
BUR01672	Hydraulic adaptor J C male x J C swivel female, 1-5/8" J C x 1-7/8" J C	£19.29	€ 26.04
BUR01698	Hydraulic adaptor J C male x J C swivel female, 1-7/8" J C x 1-7/8" J C	£24.47	€ 33.03

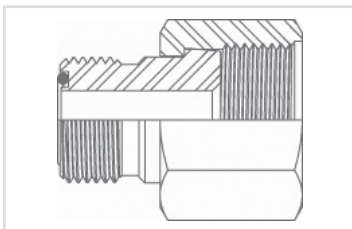
## JIC MALE X BSP SWIVEL FEMALE



www.flowfitonline.com  
TECH. DATA SHEET  
**HA01**

PART NUMBER	DESCRIPTION	NETT. PRICE	
		£ STERLING	€ EUROS
BUR01600	Hydraulic adaptor J C male x BSP swivel female, 7/16" J C x 1/8" BSP	£2.71	€ 3.66
BUR01605	Hydraulic adaptor J C male x BSP swivel female, 7/16" J C x 1/4" BSP	£2.71	€ 3.66
BUR01614	Hydraulic adaptor J C male x BSP swivel female, 7/16" J C x 3/8" BSP	£3.32	€ 4.48
BUR01613	Hydraulic adaptor J C male x BSP swivel female, 7/16" J C x 1/2" BSP	£3.32	€ 4.48
BUR01601	Hydraulic adaptor J C male x BSP swivel female, 1/2" J C x 1/4" BSP	£2.71	€ 3.66
BUR01618	Hydraulic adaptor J C male x BSP swivel female, 1/2" J C x 3/8" BSP	£3.32	€ 4.48
BUR01617	Hydraulic adaptor J C male x BSP swivel female, 1/2" J C x 1/2" BSP	£3.32	€ 4.48
BUR01602	Hydraulic adaptor J C male x BSP swivel female, 9/16" J C x 1/4" BSP	£2.71	€ 3.66
BUR01603	Hydraulic adaptor J C male x BSP swivel female, 9/16" J C x 3/8" BSP	£2.92	€ 3.94
BUR01604	Hydraulic adaptor J C male x BSP swivel female, 9/16" J C x 1/2" BSP	£2.95	€ 3.98
BUR01606	Hydraulic adaptor J C male x BSP swivel female, 3/4" J C x 3/8" BSP	£2.92	€ 3.94
BUR01607	Hydraulic adaptor J C male x BSP swivel female, 3/4" J C x 1/2" BSP	£3.24	€ 4.37
BUR01599	Hydraulic adaptor J C male x BSP swivel female, 3/4" J C x 5/8" BSP	£3.96	€ 5.35
BUR01620	Hydraulic adaptor J C male x BSP swivel female, 3/4" J C x 3/4" BSP	£4.69	€ 6.33
BUR01608	Hydraulic adaptor J C male x BSP swivel female, 7/8" J C x 3/8" BSP	£1.66	€ 2.24
BUR01609	Hydraulic adaptor J C male x BSP swivel female, 7/8" J C x 1/2" BSP	£3.54	€ 4.78
BUR01619	Hydraulic adaptor J C male x BSP swivel female, 7/8" J C x 5/8" BSP	£5.09	€ 6.87
BUR01615	Hydraulic adaptor J C male x BSP swivel female, 7/8" J C x 3/4" BSP	£5.09	€ 6.87
BUR01610	Hydraulic adaptor J C male x BSP swivel female, 1-1/16" J C x 3/4" BSP	£5.09	€ 6.87
BUR01616	Hydraulic adaptor J C male x BSP swivel female, 1-1/16" J C x 1" BSP	£7.37	€ 9.95
BUR01623	Hydraulic adaptor J C male x BSP swivel female, 1-3/16" J C x 3/4" BSP	£7.37	€ 9.95
BUR01624	Hydraulic adaptor J C male x BSP swivel female, 1-5/16" J C x 3/4" BSP	£7.47	€ 10.08
BUR01611	Hydraulic adaptor J C male x BSP swivel female, 1-5/16" J C x 1" BSP	£7.47	€ 10.08
BUR01612	Hydraulic adaptor J C male x BSP swivel female, 1-5/8" J C x 1-1/4" BSP	£16.62	€ 22.44
BUR01597	Hydraulic adaptor J C male x BSP swivel female, 1-5/8" J C x 1-1/2" BSP	£18.27	€ 24.66
BUR01598	Hydraulic adaptor jic male / bsp swivel female, 1-7/8" J C x 1-1/2" BSP	£24.60	€ 33.21

## ORFS MALE X ORFS SWIVEL FEMALE



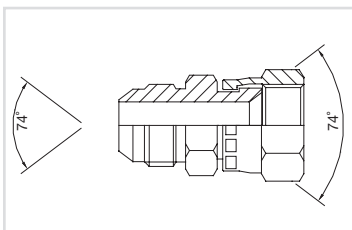
www.flowfitonline.com  
TECH. DATA SHEET  
**HA01**

PART NUMBER	DESCRIPTION	NETT. PRICE	
		£ STERLING	€ EUROS
BUR9015-04-06AS	Hydraulic adaptor ORFS male x ORFS swivel female, 9/16 ORFS X 11/16 ORFS	£6.58	€ 8.88
BUR9015-04-12AS	Hydraulic adaptor ORFS male x ORFS swivel female, 9/16 ORFS X 1-3/16 ORFS	£11.88	€ 16.04
BUR9015-06-08AS	Hydraulic adaptor ORFS male x ORFS swivel female, 11/16 ORFS X 13/16 ORFS	£7.40	€ 9.99
BUR9015-06-12AS	Hydraulic adaptor ORFS male x ORFS swivel female, 11/16 ORFS X 1-3/16 ORFS	£14.43	€ 19.48
BUR9015-08-10AS	Hydraulic adaptor ORFS male x ORFS swivel female, 13/16 ORFS X 1 ORFS	£14.15	€ 19.10
BUR9015-10-12AS	Hydraulic adaptor ORFS male x ORFS swivel female, 1 ORFS X 1-3/16 ORFS	£16.12	€ 21.76
BUR9015-12-16AS	Hydraulic adaptor ORFS male x ORFS swivel female, 1-3/16 ORFS X 1-7/16 ORFS	£13.09	€ 17.67
BUR9015-16-20AS	Hydraulic adaptor ORFS male x ORFS swivel female, 1-7/16 ORFS X 1-11/16	£18.77	€ 25.34

## SWIVEL FEMALE X SWIVEL FEMALE ADAPTORS

### BSP SWIVEL FEMALE X BSP SWIVEL FEMALE

www.flowfitonline.com  
TECH. DATA SHEET  
**HA01**



PART NUMBER	DESCRIPTION	NETT. PRICE	
		£ STERLING	€ EUROS
BUR01725	Hydraulic adaptor BSP swivel female x BSP swivel female, 1/8" BSP x 1/8" BSP	£2.07	€ 2.79
BUR01726	Hydraulic adaptor BSP swivel female x BSP swivel female, 1/8" BSP x 1/4" BSP	£2.15	€ 2.90
BUR01751	Hydraulic adaptor BSP swivel female x BSP swivel female, 1/8" BSP x 3/8" BSP	£2.40	€ 3.24
BUR01727	Hydraulic adaptor BSP swivel female x BSP swivel female, 1/4" BSP x 1/4" BSP	£1.76	€ 2.38
BUR01728	Hydraulic adaptor BSP swivel female x BSP swivel female, 1/4" BSP x 3/8" BSP	£1.89	€ 2.55
BUR01732	Hydraulic adaptor BSP swivel female x BSP swivel female, 1/4" BSP x 1/2" BSP	£2.65	€ 3.58
BUR01736	Hydraulic adaptor BSP swivel female x BSP swivel female, 1/4" BSP x 5/8" BSP	£3.41	€ 4.60
BUR01724	Hydraulic adaptor BSP swivel female x BSP swivel female, 1/4" BSP x 3/4" BSP	£4.52	€ 6.10
BUR01729	Hydraulic adaptor BSP swivel female x BSP swivel female, 3/8" BSP x 3/8" BSP	£1.89	€ 2.55
BUR01733	Hydraulic adaptor BSP swivel female x BSP swivel female, 3/8" BSP x 1/2" BSP	£2.57	€ 3.47
BUR01737	Hydraulic adaptor BSP swivel female x BSP swivel female, 3/8" BSP x 5/8" BSP	£3.21	€ 4.33
BUR01730	Hydraulic adaptor BSP swivel female x BSP swivel female, 3/8" BSP x 3/4" BSP	£4.52	€ 6.10
BUR01731	Hydraulic adaptor BSP swivel female x BSP swivel female, 3/8" BSP x 1" BSP	£6.32	€ 8.53
BUR01734	Hydraulic adaptor BSP swivel female x BSP swivel female, 1/2" BSP x 1/2" BSP	£2.57	€ 3.47
BUR01746	Hydraulic BSP swivel female x BSP swivel female, 1/2" BSP x 5/8" BSP	£3.15	€ 4.25
BUR01735	Hydraulic BSP swivel female x BSP swivel female, 1/2" BSP x 3/4" BSP	£4.52	€ 6.10
BUR01750	Hydraulic adaptor BSP swivel female x BSP swivel female, 1/2" BSP x 1" BSP	£6.56	€ 8.86
BUR01738	Hydraulic adaptor BSP swivel female x BSP swivel female, 5/8" BSP x 5/8" BSP	£3.21	€ 4.33
BUR01740	Hydraulic adaptor BSP swivel female x BSP swivel female, 5/8" BSP x 3/4" BSP	£4.52	€ 6.10
BUR01739	Hydraulic adaptor BSP swivel female x BSP swivel female, 5/8" BSP x 1" BSP	£5.85	€ 7.90
BUR01741	Hydraulic adaptor BSP swivel female x BSP swivel female, 3/4" BSP x 3/4" BSP	£4.08	€ 5.51
BUR01742	Hydraulic adaptor BSP swivel female x BSP swivel female, 3/4" BSP x 1" BSP	£5.85	€ 7.90
BUR01747	Hydraulic adaptor BSP swivel female x BSP swivel female, 3/4" BSP x 1-1/4" BSP	£11.91	€ 16.08
BUR01743	Hydraulic adaptor BSP swivel female x BSP swivel female, 1" BSP x 1" BSP	£5.86	€ 7.91
BUR01744	Hydraulic adaptor BSP swivel female x BSP swivel female, 1" BSP x 1-1/4" BSP	£11.91	€ 16.08
BUR01752	Hydraulic adaptor BSP swivel female x BSP swivel female, 1" BSP x 1-1/2" BSP	£19.87	€ 26.82

Continued on next page

PART NUMBER	DESCRIPTION	NETT. PRICE	
		£ STERLING	€ EUROS
BUR01745	Hydraulic adaptor BSP swivel female x BSP swivel female, 1-1/4" BSP x 1-1/4" BSP	£11.91	€ 16.08
BUR01753	Hydraulic adaptor BSP swivel female x BSP swivel female, 1-1/4" BSP x 1-1/2" BSP	£20.88	€ 28.19
BUR01756	Hydraulic adaptor BSP swivel female x BSP swivel female, 1-1/4" BSP x 2" BSP	£39.39	€ 53.18
BUR01748	Hydraulic adaptor BSP swivel female x BSP swivel female, 1-1/2" BSP x 1-1/2" BSP	£20.88	€ 28.19
BUR01755	Hydraulic adaptor BSP swivel female x BSP swivel female, 1-1/2" BSP x 2" BSP	£39.39	€ 53.18
BUR01749	Hydraulic adaptor BSP swivel female x BSP swivel female, 2" BSP x 2" BSP	£20.88	€ 28.19

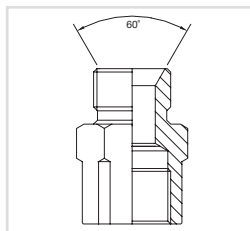
## MALE X FIXED FEMALE & FIXED FEMALE/FEMALE ADAPTORS

### BSP MALE X BSP FIXED FEMALE EXTENDED

www.flowfitonline.com

TECH. DATA SHEET

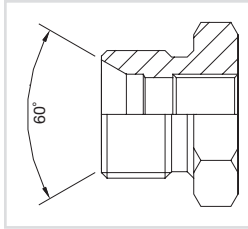

**HA01**



PART NUMBER	DESCRIPTION	NETT. PRICE	
		£ STERLING	€ EUROS
BUR00922	Hydraulic adaptor BSP male x BSP fixed female extended, 1/8" BSP x 1/8" BSP	£2.27	€ 3.06
BUR00924	Hydraulic adaptor BSP male x BSP fixed female extended, 1/8" BSP x 1/4" BSP	£2.24	€ 3.02
BUR00931	Hydraulic adaptor BSP male x BSP fixed female extended, 1/8" BSP x 3/8" BSP	£4.47	€ 6.03
BUR00928	Hydraulic adaptor BSP male x BSP fixed female extended, 1/8" BSP x 1/2" BSP	£5.39	€ 7.28
BUR00905	Hydraulic adaptor BSP male x BSP fixed female extended, 1/4" BSP x 1/8" BSP	£2.24	€ 3.02
BUR00900	Hydraulic adaptor BSP male x BSP fixed female extended, 1/4" BSP x 1/4" BSP	£1.89	€ 2.55
BUR00901	Hydraulic adaptor BSP male x BSP fixed female extended, 1/4" BSP x 3/8" BSP	£2.07	€ 2.79
BUR00904	Hydraulic adaptor BSP male x BSP fixed female extended, 1/4" BSP x 1/2" BSP	£2.57	€ 3.47
BUR00932	Hydraulic adaptor BSP male x BSP fixed female extended, 1/4" BSP x 3/4" BSP	£8.49	€ 11.46
BUR00902	Hydraulic adaptor BSP male x BSP fixed female extended, 3/8" BSP x 1/4" BSP	£2.07	€ 2.79
BUR00903	Hydraulic adaptor BSP male x BSP fixed female extended, 3/8" BSP x 3/8" BSP	£2.07	€ 2.79
BUR00913	Hydraulic adaptor BSP male x BSP fixed female extended, 3/8" BSP x 1/2" BSP	£2.24	€ 3.02
BUR00933	Hydraulic adaptor BSP male x BSP fixed female extended, 3/8" BSP x 3/4" BSP	£8.49	€ 11.46
BUR00906	Hydraulic adaptor BSP male x BSP fixed female extended, 1/2" BSP x 3/8" BSP	£2.39	€ 3.23
BUR00907	Hydraulic adaptor BSP male x BSP fixed female extended, 1/2" BSP x 1/2" BSP	£2.39	€ 3.23
BUR00918	Hydraulic adaptor BSP male x BSP fixed female extended, 1/2" BSP x 3/4" BSP	£4.84	€ 6.53
BUR00929	Hydraulic adaptor BSP male x BSP fixed female extended, 1/2" BSP x 1" BSP	£8.17	€ 11.03
BUR00934	Hydraulic adaptor BSP male x BSP fixed female extended, 1/2" BSP x 1-1/4" BSP	£20.58	€ 27.78
BUR00908	Hydraulic adaptor BSP male x BSP fixed female extended, 5/8" BSP x 1/2" BSP	£2.57	€ 3.47
BUR00939	Hydraulic adaptor BSP male x BSP fixed female extended, 5/8" BSP x 3/4" BSP	£12.67	€ 17.10
BUR00916	Hydraulic adaptor BSP male x BSP fixed female extended, 3/4" BSP x 1/2" BSP	£3.32	€ 4.48
BUR00925	Hydraulic adaptor BSP male x BSP fixed female extended, 3/4" BSP x 5/8" BSP	£3.32	€ 4.48
BUR00909	Hydraulic adaptor BSP male x BSP fixed female extended, 3/4" BSP x 3/4" BSP	£3.32	€ 4.48
BUR00919	Hydraulic adaptor BSP male x BSP fixed female extended, 3/4" BSP x 1" BSP	£7.41	€ 10.00
BUR00910	Hydraulic adaptor BSP male x BSP fixed female extended, 3/4" BSP x 1-1/4" BSP	£20.51	€ 27.69
BUR00911	Hydraulic adaptor BSP male x BSP fixed female extended, 5.923" BSP x 1-1/2" BSP	£22.12	€ 29.86
BUR00920	Hydraulic adaptor BSP male x BSP fixed female extended, 1" BSP x 3/4" BSP	£6.23	€ 8.41
BUR00912	Hydraulic adaptor BSP male x BSP fixed female extended, 1" BSP x 1" BSP	£6.23	€ 8.41
BUR00923	Hydraulic adaptor BSP male x BSP fixed female extended, 1" BSP x 1-1/4" BSP	£19.70	€ 26.60
BUR00927	Hydraulic adaptor BSP male x BSP fixed female extended, 1" BSP x 1-1/2" BSP	£20.88	€ 28.19
BUR00936	Hydraulic adaptor BSP male x BSP fixed female extended, 1" BSP x 2" BSP	£29.61	€ 39.97
BUR00914	Hydraulic adaptor BSP male x BSP fixed female extended, 1-1/4" BSP x 1-1/4" BSP	£11.54	€ 15.58
BUR00930	Hydraulic adaptor BSP male x BSP fixed female extended, 1-1/4" BSP x 1-1/2" BSP	£23.29	€ 31.44
BUR00937	Hydraulic adaptor BSP male x BSP fixed female extended, 1-1/4" BSP x 2" BSP	£29.61	€ 39.97
BUR00921	Hydraulic adaptor BSP male x BSP fixed female extended, 1-1/2" BSP x 1-1/4" BSP	£20.88	€ 28.19
BUR00917	Hydraulic adaptor BSP male x BSP fixed female extended, 1-1/2" BSP x 1-1/2" BSP	£20.88	€ 28.19
BUR00915	Hydraulic adaptor BSP male x BSP fixed female extended, 2" BSP x 2" BSP	£25.36	€ 34.24
BUR00935	Hydraulic adaptor BSP male x BSP fixed female extended, 2" BSP x 2-1/2" BSP	£145.43	€ 196.33
BUR00926	Hydraulic adaptor BSP male x BSP fixed female extended, 2-1/2" BSP x 2-1/2" BSP	£145.39	€ 196.28

## BSP MALE 60° CONE X BSP FIXED FEMALE BUSH

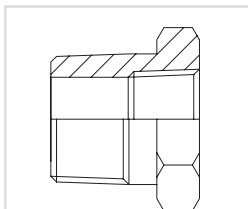
www.flowfitonline.com  
TECH. DATA SHEET  
**HA01**



PART NUMBER	DESCRIPTION	NETT. PRICE	
		£ STERLING	€ EUROS
BUR16167	Hydraulic adaptor BSP male 60° cone x BSP fixed female bush, 3/8" BSP x 1/8" BSP	£2.57	€ 3.47
BUR16166	Hydraulic adaptor BSP male 60° cone x BSP fixed female bush, 1/2" BSP x 1/8" BSP	£2.57	€ 3.47
BUR16150	Hydraulic adaptor BSP male 60° cone x BSP fixed female bush, 1/2" BSP x 1/4" BSP	£2.07	€ 2.79
BUR16151	Hydraulic adaptor BSP male 60° cone x BSP fixed female bush, 5/8" BSP x 1/4" BSP	£2.71	€ 3.66
BUR16152	Hydraulic adaptor BSP male 60° cone x BSP fixed female bush, 3/4" BSP x 1/4" BSP	£2.82	€ 3.81
BUR16153	Hydraulic adaptor BSP male 60° cone x BSP fixed female bush, 3/4" BSP x 3/8" BSP	£2.82	€ 3.81
BUR16156	Hydraulic adaptor BSP male 60° cone x BSP fixed female bush, 1" BSP x 1/4" BSP	£7.39	€ 9.98
BUR16168	Hydraulic adaptor BSP male 60° cone x BSP fixed female bush, 1" BSP x 3/8" BSP	£4.67	€ 6.30
BUR16157	Hydraulic adaptor BSP male 60° cone x BSP fixed female bush, 1" BSP x 1/2" BSP	£4.67	€ 6.30
BUR16147	Hydraulic adaptor BSP male 60° cone x BSP fixed female bush, 1-1/4" BSP x 1/2" BSP	£10.90	€ 14.72
BUR16158	Hydraulic adaptor BSP male 60° cone x BSP fixed female bush, 1-1/4" BSP x 3/4" BSP	£10.90	€ 14.72
BUR16162	Hydraulic adaptor BSP male 60° cone x BSP fixed female bush, 1-1/4" BSP x 1" BSP	£10.90	€ 14.72
BUR16149	Hydraulic adaptor BSP male 60° cone x BSP fixed female bush, 1-1/2" BSP x 1/2" BSP	£18.99	€ 25.64
BUR16159	Hydraulic adaptor BSP male 60° cone x BSP fixed female bush, 1-1/2" BSP x 3/4" BSP	£18.99	€ 25.64
BUR16160	Hydraulic adaptor BSP male 60° cone x BSP fixed female bush, 1-1/2" BSP x 1" BSP	£18.99	€ 25.64
BUR16527	Hydraulic adaptor BSP male 60° cone x BSP fixed female bush, 2" BSP x 1/4" BSP	£23.97	€ 32.36
BUR16528	Hydraulic adaptor BSP male 60° cone x BSP fixed female bush, 2" BSP x 3/8" BSP	£23.97	€ 32.36
BUR16146	Hydraulic adaptor BSP male 60° cone x BSP fixed female bush, 2" BSP x 1/2" BSP	£23.97	€ 32.36
BUR16161	Hydraulic adaptor BSP male 60° cone x BSP fixed female bush, 2" BSP x 1" BSP	£23.97	€ 32.36
BUR16164	Hydraulic adaptor BSP male 60° cone x BSP fixed female bush, 2" BSP x 1-1/4" BSP	£23.97	€ 32.36
BUR16163	Hydraulic adaptor BSP male 60° cone x BSP fixed female bush, 2" BSP x 1-1/2" BSP	£23.97	€ 32.36
BUR16165	Hydraulic adaptor BSP male 60° cone x BSP fixed female bush, 2-1/2" BSP x 1-1/2" BSP	£61.15	€ 82.55
BUR16154	Hydraulic adaptor BSP male 60° cone x BSP fixed female bush, 2-1/2" BSP x 2" BSP	£61.15	€ 82.55
BUR16148	Hydraulic adaptor BSP male 60° cone x BSP fixed female bush, 3" BSP x 1-1/2" BSP	£13.78	€ 18.60
BUR16155	Hydraulic adaptor BSP male 60° cone x BSP fixed female bush, 3" BSP x 2" BSP	£89.07	€ 120.24

## NPTF MALE X NPTF FIXED FEMALE BUSH

www.flowfitonline.com  
TECH. DATA SHEET  
**HA01**



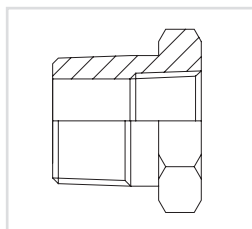
PART NUMBER	DESCRIPTION	NETT. PRICE	
		£ STERLING	€ EUROS
BUR01001	Hydraulic adaptor NPTF male x NPTF male, 1/4" NPTF x 1/8" NPTF	£2.65	€ 3.58
BUR01002	Hydraulic adaptor NPTF male x NPTF male, 3/8" NPTF x 1/8" NPTF	£2.95	€ 3.98
BUR01003	Hydraulic adaptor NPTF male x NPTF male, 3/8" NPTF x 1/4" NPTF	£2.95	€ 3.98
BUR01018	Hydraulic adaptor NPTF male x NPTF male, 1/2" NPTF x 1/8" NPTF	£4.55	€ 6.14
BUR01004	Hydraulic adaptor NPTF male x NPTF male, 1/2" NPTF x 1/4" NPTF	£3.15	€ 4.25
BUR01005	Hydraulic adaptor NPTF male x NPTF male, 1/2" NPTF x 3/8" NPTF	£3.15	€ 4.25
BUR01032	Hydraulic adaptor NPTF male x NPTF male, 3/4" NPTF x 1/8" NPTF	£4.01	€ 5.41
BUR01006	Hydraulic adaptor NPTF male x NPTF male, 3/4" NPTF x 1/4" NPTF	£4.01	€ 5.41
BUR01007	Hydraulic adaptor NPTF male x NPTF male, 3/4" NPTF x 3/8" NPTF	£4.01	€ 5.41
BUR01008	Hydraulic adaptor NPTF male x NPTF male, 3/4" NPTF x 1/2" NPTF	£5.39	€ 7.28
BUR01022	Hydraulic adaptor NPTF male x NPTF male, 1" NPTF x 1/4" NPTF	£5.39	€ 7.28
BUR01011	Hydraulic adaptor NPTF male x NPTF male, 1" NPTF x 3/8" NPTF	£5.39	€ 7.28

Continued on next page

PART NUMBER	DESCRIPTION	NETT. PRICE	
		£ STERLING	€ EUROS
BUR01009	Hydraulic adaptor NPTF male x NPTF male, 1" NPTF x 1/2" NPTF	£5.39	€ 7.28
BUR01010	Hydraulic adaptor NPTF male x NPTF male, 1" NPTF x 3/4" NPTF	£12.72	€ 17.17
BUR01023	Hydraulic adaptor NPTF male x NPTF male, 1-1/4" NPTF x 1/4" NPTF	£12.72	€ 17.17
BUR01025	Hydraulic adaptor NPTF male x NPTF male, 1-1/4" NPTF x 3/8" NPTF	£12.72	€ 17.17
BUR01026	Hydraulic adaptor NPTF male x NPTF male, 1-1/4" NPTF x 1/2" NPTF	£12.72	€ 17.17
BUR01019	Hydraulic adaptor NPTF male x NPTF male, 1-1/4" NPTF x 3/4" NPTF	£12.72	€ 17.17
BUR01012	Hydraulic adaptor NPTF male x NPTF male, 1-1/4" NPTF x 1" NPTF	£24.08	€ 32.51
BUR01024	Hydraulic adaptor NPTF male x NPTF male, 1-1/2" NPTF x 1/4" NPTF	£24.08	€ 32.51
BUR01027	Hydraulic adaptor NPTF male x NPTF male, 1-1/2" NPTF x 3/8" NPTF	£24.08	€ 32.51
BUR01028	Hydraulic adaptor NPTF male x NPTF male, 1-1/2" NPTF x 1/2" NPTF	£24.08	€ 32.51
BUR01013	Hydraulic adaptor NPTF male x NPTF male, 1-1/2" NPTF x 3/4" NPTF	£24.08	€ 32.51
BUR01015	Hydraulic adaptor NPTF male x NPTF male, 1-1/2" NPTF x 1" NPTF	£25.01	€ 33.76
BUR01021	Hydraulic adaptor NPTF male x NPTF male, 1-1/2" NPTF x 1-1/4" NPTF	£28.77	€ 38.84
BUR01031	Hydraulic adaptor NPTF male x NPTF male, 2" NPTF x 1/4" NPTF	£35.43	€ 47.83
BUR01035	Hydraulic adaptor NPTF male x NPTF male, 2" NPTF x 3/8" NPTF	£35.43	€ 47.83
BUR01030	Hydraulic adaptor NPTF male x NPTF male, 2" NPTF x 1/2" NPTF	£35.43	€ 47.83
BUR01029	Hydraulic adaptor NPTF male x NPTF male, 2" NPTF x 3/4" NPTF	£35.43	€ 47.83
BUR01014	Hydraulic adaptor NPTF male x NPTF male, 2" NPTF x 1" NPTF	£35.43	€ 47.83
BUR01017	Hydraulic adaptor NPTF male x NPTF male, 2" NPTF x 1-1/4" NPTF	£40.19	€ 54.26
BUR01016	Hydraulic adaptor NPTF male x NPTF male, 2" NPTF x 1-1/2" NPTF	£41.71	€ 56.31
BUR01033	Hydraulic adaptor NPTF male x NPTF male, 2-1/2" NPTF x 2" NPTF	£103.26	€ 139.40
BUR01037	Hydraulic adaptor NPTF male x NPTF male, 3" NPTF x 1-1/4" NPTF	£118.25	€ 159.64
BUR01036	Hydraulic adaptor NPTF male x NPTF male, 3" NPTF x 2" NPTF	£114.14	€ 154.09

## BSP FIXED FEMALE X BSP FIXED FEMALE

www.flowfitonline.com  
TECH. DATA SHEET  
**HA01**



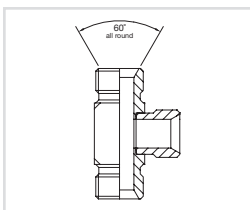
PART NUMBER	DESCRIPTION	NETT. PRICE	
		£ STERLING	€ EUROS
BUR09000	Hydraulic adaptor BSP fixed female x BSP fixed female, 1/8" BSP	£2.07	€ 2.79
BUR09002	Hydraulic adaptor BSP fixed female x BSP fixed female, 1/4" BSP	£1.56	€ 2.11
BUR09004	Hydraulic adaptor BSP fixed female x BSP fixed female, 3/8" BSP	£1.76	€ 2.38
BUR09005	Hydraulic adaptor BSP fixed female x BSP fixed female, 1/2" BSP	£1.85	€ 2.50
BUR09009	Hydraulic adaptor BSP fixed female x BSP fixed female, 5/8" BSP	£2.57	€ 3.47
BUR09010	Hydraulic adaptor BSP fixed female x BSP fixed female, 3/4" BSP	£3.75	€ 5.06
BUR09011	Hydraulic adaptor BSP fixed female x BSP fixed female, 1" BSP	£6.23	€ 8.41
BUR09012	Hydraulic adaptor BSP fixed female x BSP fixed female, 1-1/4" BSP	£11.96	€ 16.15
BUR09013	Hydraulic adaptor BSP fixed female x BSP fixed female, 1-1/2" BSP	£19.12	€ 25.81
BUR09014	Hydraulic adaptor BSP fixed female x BSP fixed female, 2" BSP	£31.33	€ 42.30
BUR09019	Hydraulic adaptor BSP fixed female x BSP fixed female, 2-1/2" BSP	£85.95	€ 116.03

**FOR SALES  
& ADVICE  
CALL US  
01584  
876033**

## TEES & CROSS ADAPTORS

### BSP MALE TEE CONE SEATING

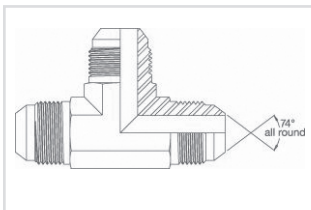
www.flowfitonline.com  
TECH. DATA SHEET  
**HA01**



PART NUMBER	DESCRIPTION	NETT. PRICE	
		£ STERLING	€ EUROS
BUR01901	Hydraulic adaptor BSP male tee cone seating, 1/4" BSP	£4.08	€ 5.51
BUR01902	Hydraulic adaptor BSP male tee cone seating, 3/8" BSP	£5.89	€ 7.95
BUR01903	Hydraulic adaptor BSP male tee cone seating, 1/2" BSP	£6.81	€ 9.19
BUR01905	Hydraulic adaptor BSP male tee cone seating, 3/4" BSP	£8.05	€ 10.87
BUR01906	Hydraulic adaptor BSP male tee cone seating, 1" BSP	£17.48	€ 23.60
BUR01908	Hydraulic adaptor BSP male tee cone seating, 1-1/2" BSP	£48.73	€ 65.79
BUR01909	Hydraulic adaptor BSP male tee cone seating, 2" BSP	£92.61	€ 125.02

### BSP MALE FORGED TEE

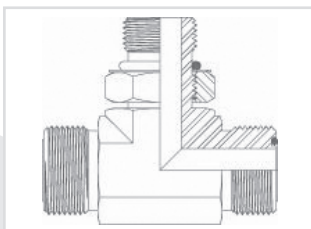
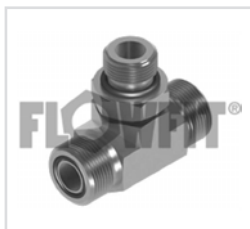
www.flowfitonline.com  
TECH. DATA SHEET  
**HA01**



PART NUMBER	DESCRIPTION	NETT. PRICE	
		£ STERLING	€ EUROS
BUR01949FD	Hydraulic adaptor J C male forged tee, 3/8 J C	£7.77	€ 10.49
BUR01950FD	Hydraulic adaptor JIC male forged tee, 7/16 J C	£11.84	€ 15.98
BUR01951	Hydraulic adaptor J C male forged tee, 1/2 J C	£11.96	€ 16.15
BUR01952	Hydraulic adaptor JIC male forged tee, 9/16 J C	£12.66	€ 17.09
BUR01953FD	Hydraulic adaptor J C male forged tee, 3/4 J C	£15.81	€ 21.34
BUR01954FD	Hydraulic adaptor J C male forged tee, 7/8 J C	£21.00	€ 28.35
BUR01955FD	Hydraulic adaptor J C male forged tee, 1-1/16 J C	£25.89	€ 34.95

### ORFS MALE X ORFS MALE X UNF MALE POSITIONAL TEE

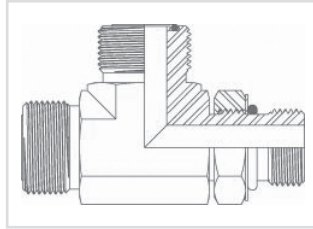
www.flowfitonline.com  
TECH. DATA SHEET  
**HA01**



PART NUMBER	DESCRIPTION	NETT. PRICE	
		£ STERLING	€ EUROS
BUR9715-04-04-04	Hydraulic ORFS male x ORFS male x UNF male positional tee, 9/16 ORFS X 9/16 ORFS X 7/16 UNF	£15.42	€ 20.82
BUR9715-06-06-06	Hydraulic ORFS male x ORFS male x UNF male positional tee, 11/16 ORFS X 11/16 ORFS X 9/16 UNF	£18.43	€ 24.88
BUR9715-08-08-08	Hydraulic ORFS male x ORFS male x UNF male positional tee, 13/16 ORFS X 13/16 ORFS X 3/4 UNF	£18.94	€ 25.57
BUR9715-10-10-10	Hydraulic ORFS male x ORFS male x UNF male positional tee, 1 ORFS X 1 ORFS X 7/8 UNF	£29.61	€ 39.97
BUR9715-12-12-12	Hydraulic ORFS male x ORFS male x UNF male positional tee, 1-3/16 ORFS X 1-3/16 ORFS X 1-1/16 UNF	£43.70	€ 59.00
BUR9715-16-16-16	Hydraulic ORFS male x ORFS male x UNF male positional tee, 1-7/16 ORFS X 1-7/16 ORFS X 1-5/16 UNF	£67.58	€ 91.23
BUR9715-20-20-20	Hydraulic ORFS male x ORFS male x UNF male positional tee, 1-11/16 ORFS X 1-11/16 ORFS X 1-5/8 UNF	£133.39	€ 180.08
BUR9715-20-20-21	Hydraulic ORFS male x ORFS male x UNF male positional tee, 2 ORFS X 2 ORFS X 1-7/8 UNF	£77.34	€ 104.41

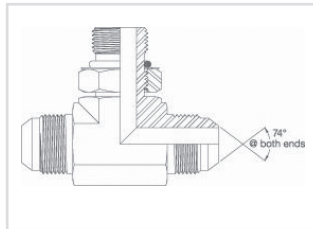


## ORFS MALE X UNF MALE X ORFS MALE TEE



PART NUMBER	DESCRIPTION	NETT. PRICE	
		£ STERLING	€ EUROS
BUR9716-04-04-04	Hydraulic adaptor ORFS male x UNF male x ORFS male tee, 9/16 ORFS X 7/16 UNF X 9/16 ORFS	£15.14	€ 20.44
BUR9716-06-06-06	Hydraulic adaptor ORFS male x UNF male x ORFS male tee, 11/16 ORFS X 9/16 UNF X 11/16 ORFS	£18.12	€ 24.46
BUR9716-08-08-08	Hydraulic adaptor ORFS male x UNF male x ORFS male tee, 13/16 ORFS X 3/4 UNF X 13/16 ORFS	£19.86	€ 26.81
BUR9716-10-10-10	Hydraulic adaptor ORFS male x UNF male x ORFS male tee, 1 ORFS X 7/8 UNF X 1 ORFS	£29.60	€ 39.96
BUR9716-12-12-12	Hydraulic adaptor ORFS male x UNF male x ORFS male tee, 1-3/16 ORFS X 1-1/16 UNF X 1-3/16 ORFS	£46.11	€ 62.25
BUR9716-16-16-16	Hydraulic adaptor ORFS male x UNF male x ORFS male tee, 1-7/16 ORFS X 1-5/16 UNF X 1-7/16 ORFS	£67.28	€ 90.83
BUR9716-20-20-20	Hydraulic adaptor ORFS male x UNF male x ORFS male tee, 1-11/16 ORFS X 1-5/8 UNF X 1-11/16 ORFS	£136.62	€ 184.44
BUR9716-24-24-24	Hydraulic adaptor ORFS male x UNF male x ORFS male tee, 2 ORFS X 1-7/8 UNF X 2 ORFS	£77.34	€ 104.41

## JIC MALE X JIC MALE X UNF MALE POSITIONAL TEE

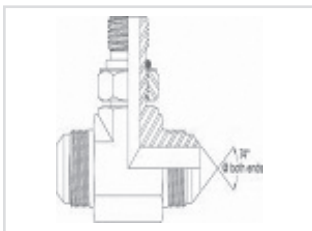


PART NUMBER	DESCRIPTION	NETT. PRICE	
		£ STERLING	€ EUROS
BUR10715-04-04-04	Hydraulic adaptor J C male X J C male X UNF male positional tee, 7/16 J C X 7/16 J C X 7/16 UNF	£14.77	€ 19.94
BUR10715-05-05-05	Hydraulic adaptor J C male X J C male X UNF male positional tee, 1/2 J C X 1/2 J C X 1/2 UNF	£15.96	€ 21.55
BUR10715-06-06-06	Hydraulic adaptor J C male X J C male X UNF male positional tee, 9/16 J C X 9/16 J C X 9/16 UNF	£15.96	€ 21.55
BUR10715-08-08-08	Hydraulic adaptor J C male X J C male X UNF male positional tee, 3/4 J C X 3/4 J C X 3/4 UNF	£18.43	€ 24.88
BUR10715-10-10-10	Hydraulic adaptor J C male X J C male X UNF male positional tee, 7/8 J C X 7/8 J C X 7/8 UNF	£23.49	€ 31.71
BUR10715-12-12-12	Hydraulic adaptor J C male X J C male X UNF male positional tee, 1-1/16 J C X 1-1/16 J C X 1-1/16 UNF	£43.33	€ 58.50
BUR10715-14-14-14	Hydraulic adaptor J C male X J C male X UNF male positional tee, 1-3/16 J C X 1-3/16 J C X 1-3/16 UNF	£48.66	€ 65.69
BUR10715-16-16-16	Hydraulic adaptor J C male X J C male X UNF male positional tee, 1-5/16 J C X 1-5/16 J C X 1-5/16 UNF	£62.98	€ 85.02
BUR10715-20-20-20	Hydraulic adaptor J C male X J C male X UNF male positional tee, 1-5/8 J C X 1-5/8 J C X 1-5/8 UNF	£130.76	€ 176.53
BUR10715-24-24-24	Hydraulic adaptor J C male X J C male X UNF male positional tee, 1-7/8 J C X 1-7/8 J C X 1-7/8 UNF	£166.69	€ 225.03



## JIC MALE X UNF POSITIONAL MALE X JIC MALE TEE

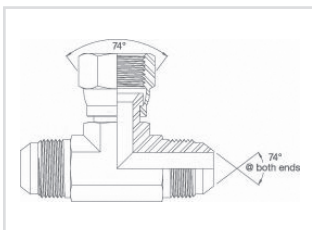
www.flowfitonline.com  
TECH. DATA SHEET  
**HA01**



PART NUMBER	DESCRIPTION	NETT. PRICE	
		£ STERLING	€ EUROS
BUR10716-04-04-04	Hydraulic adaptor J C male x UNF positional male x J C male, 7/16 J C X 7/16 UNF X 7/16 J C	£14.77	€ 19.94
BUR10716-05-05-05	Hydraulic adaptor J C male x UNF positional male x J C male, 1/2 J C X 1/2 UNF X 1/2 J C	£15.96	€ 21.55
BUR10716-06-06-06	Hydraulic adaptor J C male x UNF positional male x J C male, 9/16 J C X 9/16 UNF X 9/16 J C	£15.96	€ 21.55
BUR10716-08-08-08	Hydraulic adaptor J C male x UNF positional male x J C male, 3/4 J C X 3/4 UNF X 3/4 J C	£18.43	€ 24.88
BUR10716-12-12-12	Hydraulic adaptor J C male x UNF positional male x J C male, 1-1/16 J C X 1-1/16 UNF X 1-1/16 J C	£43.29	€ 58.44
BUR10716-14-14-14	Hydraulic adaptor J C male x UNF positional male x J C male, 1-3/16 J C X 1-3/16 UNF X 1-3/16 J C	£48.66	€ 65.69
BUR10716-16-16-16	Hydraulic adaptor J C male x UNF positional male x J C male, 1-5/16 J C X 1-5/16 UNF X 1-5/16 J C	£62.98	€ 85.02
BUR10716-20-20-20	Hydraulic adaptor J C male x UNF positional male x J C male, 1-5/8 J C X 1-5/8 UNF X 1-5/8 J C	£131.39	€ 177.38
BUR10716-24-24-24	Hydraulic adaptor J C male x UNF positional male x J C male, 1-7/8 J C X 1-7/8 UNF X 1-7/8	£166.69	€ 225.03

## JIC MALE X JIC MALE X JIC SWIVEL FEMALE BRANCH FORGED TEE

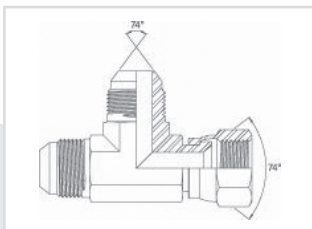
www.flowfitonline.com  
TECH. DATA SHEET  
**HA01**



PART NUMBER	DESCRIPTION	NETT. PRICE	
		£ STERLING	€ EUROS
BUR02053FD	Hydraulic adaptor J C male x J C male x J C swivel female branch froged tee, 7/16 J C	£14.71	€ 19.86
BUR02050FD	Hydraulic adaptor J C male x J C male x J C swivel female branch froged tee, 9/16 J C	£14.71	€ 19.86
BUR02051FD	Hydraulic adaptor J C male x J C male x J C swivel female branch froged tee, 3/4 J C	£18.82	€ 25.41
BUR02054FD	Hydraulic adaptor J C male x J C male x J C swivel female branch froged tee, 1-1/16 J C	£43.23	€ 58.36

## JIC MALE X JIC SWIVEL FEMALE X JIC MALE BRANCH FORGED TEE

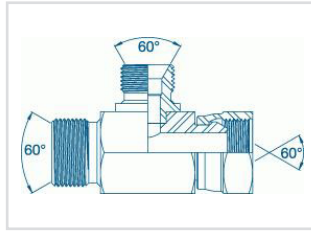
www.flowfitonline.com  
TECH. DATA SHEET  
**HA01**



PART NUMBER	DESCRIPTION	NETT. PRICE	
		£ STERLING	€ EUROS
BUR12040FD	Hydraulic adaptor J C male x J C swivel female x J C male brach forged tee, 7/16 J C	£14.71	€ 19.86
BUR12042FD	Hydraulic adaptor J C male x J C swivel female x J C male brach forged tee, 9/16 J C	£14.71	€ 19.86
BUR12043FD	Hydraulic adaptor J C male x J C swivel female x J C male brach forged tee, 3/4 J C	£18.24	€ 24.62
BUR12044FD	Hydraulic adaptor J C male x J C swivel female x J C male brach forged tee, 7/8 J C	£23.35	€ 31.52
BUR12045FD	Hydraulic adaptor J C male x J C swivel female x J C male brach forged tee, 1-1/16 J C	£43.98	€ 59.37
BUR12046FD	Hydraulic adaptor J C male x J C swivel female x J C male brach forged tee, 1-5/16 J C	£58.21	€ 78.58
BUR12047FD	Hydraulic adaptor J C male x J C swivel female x J C male brach forged tee, 1-5/8 J C	£130.68	€ 176.42

## BSP MALE X BSP SWIVEL FEMALE X BSP MALE BRANCH TEE REDUCING ON BRANCH

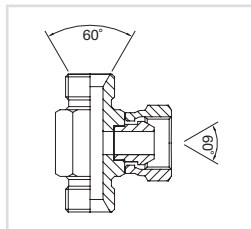
www.flowfitonline.com  
TECH. DATA SHEET  
**HA01**



PART NUMBER	DESCRIPTION	NETT. PRICE	
		£ STERLING	€ EUROS
BUR02035	Hydraulic adaptor BSP male x BSP swivel female x BSP male branch tee-reducing on branch, 3/8" BSP X 3/8" BSP X 1/4" BSP	£17.34	€ 23.41
BUR02036	Hydraulic adaptor BSP male x BSP swivel female x BSP male branch tee-reducing on branch, 3/8" BSP X 1/2" BSP X 1/2" BSP	£21.06	€ 28.43
BUR02032	Hydraulic adaptor BSP male x BSP swivel female x BSP male branch tee-reducing on branch, 1/2" BSP X 1/2" BSP X 1/4" BSP	£21.16	€ 28.57
BUR02031	Hydraulic adaptor BSP male x BSP swivel female x BSP male branch tee-reducing on branch, 1/2" BSP X 1/2" BSP X 3/8" BSP	£21.16	€ 28.57
BUR02022	Hydraulic adaptor BSP male x BSP swivel female x BSP male branch tee-reducing on branch, 3/4" BSP X 3/4" BSP X 1/4" BSP	£34.34	€ 46.36
BUR02037	Hydraulic adaptor BSP male x BSP swivel female x BSP male branch tee-reducing on branch, 3/4" BSP X 3/4" BSP X 1/2" BSP	£34.34	€ 46.36
BUR02039	Hydraulic adaptor BSP male x BSP swivel female x BSP male branch tee-reducing on branch, 3/4" BSP X 3/4" BSP X 3/8" BSP	£34.34	€ 46.36
BUR02023	Hydraulic adaptor BSP male x BSP swivel female x BSP male branch tee-reducing on branch, 1" BSP X 1" BSP X 1/4" BSP	£41.86	€ 56.51
BUR02023-16-16-06	Hydraulic adaptor BSP male x BSP swivel female x BSP male branch tee-reducing on branch, 1" BSP X 1" BSP X 3/8" BSP	£17.03	€ 22.99
BUR02038	Hydraulic adaptor BSP male x BSP swivel female x BSP male branch tee-reducing on branch, 1" BSP X 1" BSP X 1/2" BSP	£46.80	€ 63.18
BUR02018	Hydraulic adaptor BSP male x BSP swivel female x BSP male branch tee-reducing on branch, 1" BSP X 1" BSP X 3/4" BSP	£41.85	€ 56.50
BUR02034-20-20-08	Hydraulic adaptor BSP male x BSP swivel female x BSP male branch tee-reducing on branch, 1-1/4" BSP X 1-1/4" BSP X 1/2" BSP	£37.03	€ 49.99
BUR02034-20-20-16	Hydraulic adaptor BSP male x BSP swivel female x BSP male branch tee-reducing on branch, 1-1/4" BSP X 1-1/4" BSP X 1" BSP	£37.03	€ 49.99

## BSP MALE X BSP MALE X BSP SWIVEL FEMALE BRANCH TEE

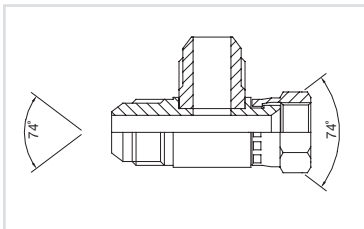
www.flowfitonline.com  
TECH. DATA SHEET  
**HA01**



PART NUMBER	DESCRIPTION	NETT. PRICE	
		£ STERLING	€ EUROS
BUR02000	Hydraulic adaptor BSP male x BSP male x BSP swivel female branch tee, 1/8" BSP	£5.94	€ 8.02
BUR02001	Hydraulic adaptor BSP male x BSP male x BSP swivel female branch tee, 1/4" BSP	£6.20	€ 8.37
BUR02002	Hydraulic adaptor BSP male x BSP male x BSP swivel female branch tee, 3/8" BSP	£6.92	€ 9.34
BUR02003	Hydraulic adaptor BSP male x BSP male x BSP swivel female branch tee, 1/2" BSP	£8.13	€ 10.98
BUR02004	Hydraulic adaptor BSP male x BSP male x BSP swivel female branch tee, 5/8" BSP	£11.17	€ 15.08
BUR02005	Hydraulic adaptor BSP male x BSP male x BSP swivel female branch tee, 3/4" BSP	£12.87	€ 17.37
BUR02006	Hydraulic adaptor BSP male x BSP male x BSP swivel female branch tee, 1" BSP	£17.60	€ 23.76
BUR02007	Hydraulic adaptor BSP male x BSP male x BSP swivel female branch tee, 1-1/4" BSP	£43.47	€ 58.68
BUR02012	Hydraulic adaptor BSP male x BSP male x BSP swivel female branch tee, 1-1/2" BSP	£59.13	€ 79.83

## JIC MALE X JIC SWIVEL FEMALE X JIC MALE BRANCH TEE

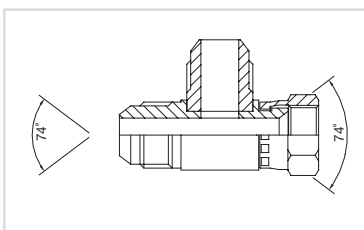
www.flowfitonline.com  
TECH. DATA SHEET  
**HA01**



PART NUMBER	DESCRIPTION	NETT. PRICE	
		£ STERLING	€ EUROS
BUR12040	Hydraulic adaptor JIC male x JIC swivel female x JIC male branch tee, 7/16" JIC	£7.47	€ 10.08
BUR12041	Hydraulic adaptor JIC male x JIC swivel female x JIC male branch tee, 1/2" JIC	£7.47	€ 10.08
BUR12042	Hydraulic adaptor JIC male x JIC swivel female x JIC male branch tee, 9/16" JIC	£7.47	€ 10.08
BUR12043	Hydraulic adaptor JIC male x JIC swivel female x JIC male branch tee, 3/4" JIC	£9.25	€ 12.49
BUR12044	Hydraulic adaptor JIC male x JIC swivel female x JIC male branch tee, 7/8" JIC	£11.88	€ 16.04
BUR12045	Hydraulic adaptor JIC male x JIC swivel female x JIC male branch tee, 1-1/16" JIC	£21.95	€ 29.63
BUR12046	Hydraulic adaptor JIC male x JIC swivel female x JIC male branch tee, 1-5/16" JIC	£31.92	€ 43.09
BUR12047	Hydraulic adaptor JIC male x JIC swivel female x JIC male branch tee, 1-5/8" JIC	£66.50	€ 89.78
BUR12048	Hydraulic adaptor JIC male x JIC swivel female x JIC male branch tee, 1-7/8" JIC	£86.27	€ 116.46

## ORFS MALE X ORFS SWIVEL FEMALE X ORFS MALE TEE

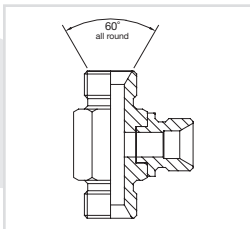
www.flowfitonline.com  
TECH. DATA SHEET  
**HA01**



PART NUMBER	DESCRIPTION	NETT. PRICE	
		£ STERLING	€ EUROS
BUR9706-04-04-04	Hydraulic adaptor ORFS male x ORFS swivel female x ORFS male, 9/16 ORFS	£14.99	€ 20.24
BUR9706-06-06-06	Hydraulic adaptor ORFS male x ORFS swivel female x ORFS male, 11/16 ORFS	£18.51	€ 24.99
BUR9706-08-08-08	Hydraulic adaptor ORFS male x ORFS swivel female x ORFS male, 13/16 ORFS	£22.51	€ 30.39
BUR9706-10-10-10	Hydraulic adaptor ORFS male x ORFS swivel female x ORFS male, 1 ORFS	£33.19	€ 44.81
BUR9706-12-12-12	Hydraulic adaptor ORFS male x ORFS swivel female x ORFS male, 1-3/16 ORFS	£43.37	€ 58.55
BUR9706-16-16-16	Hydraulic adaptor ORFS male x ORFS swivel female x ORFS male, 1-7/16 ORFS	£63.93	€ 86.31
BUR9706-20-20-20	Hydraulic adaptor ORFS male x ORFS swivel female x ORFS male, 1-11/16 ORFS	£89.59	€ 120.95
BUR9706-24-24-24	Hydraulic adaptor ORFS male x ORFS swivel female x ORFS male, 2 ORFS	£154.22	€ 208.20

## BSP MALE TEE FOR BONDED SEAL

www.flowfitonline.com  
TECH. DATA SHEET  
**HA01**



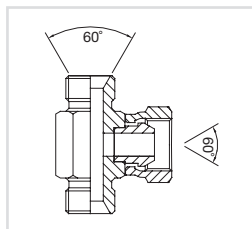
PART NUMBER	DESCRIPTION	NETT. PRICE	
		£ STERLING	€ EUROS
BUR01932	Hydraulic adaptor BSP male tee for bonded seal, 1/8" BSP	£5.52	€ 7.45
BUR01925	Hydraulic adaptor BSP male tee for bonded seal, 1/4" BSP	£4.87	€ 6.57
BUR01926	Hydraulic adaptor BSP male tee for bonded seal, 3/8" BSP	£6.32	€ 8.53

Continued on next page

PART NUMBER	DESCRIPTION	NETT. PRICE	
		£ STERLING	€ EUROS
BUR01929	Hydraulic adaptor BSP male tee for bonded seal, 3/4" BSP	£10.90	€ 14.72
BUR01930	Hydraulic adaptor BSP male tee for bonded seal, 1" BSP	£18.99	€ 25.64
BUR01931	Hydraulic adaptor BSP male tee for bonded seal, 1-1/4" BSP	£40.89	€ 55.20
BUR01938	Hydraulic adaptor BSP male tee for bonded seal, 1-1/2" BSP	£118.35	€ 159.77
BUR01939	Hydraulic adaptor BSP male tee for bonded seal, 2" BSP	£159.06	€ 214.73

## BSP MALE X BSP SWIVEL FEMALE X BSP MALE BRANCH TEE

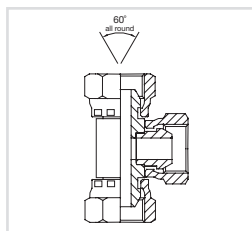
www.flowfitonline.com  
TECH. DATA SHEET  
**HA01**



PART NUMBER	DESCRIPTION	NETT. PRICE	
		£ STERLING	€ EUROS
BUR02033	Hydraulic adaptor BSP male x BSP swivel female x BSP male branch tee, 1/8" BSP	£7.82	€ 10.56
BUR02025	Hydraulic adaptor BSP male x BSP swivel female x BSP male branch tee, 1/4" BSP	£7.76	€ 10.48
BUR02026	Hydraulic adaptor BSP male x BSP swivel female x BSP male branch tee, 3/8" BSP	£8.60	€ 11.61
BUR02027	Hydraulic adaptor BSP male x BSP swivel female x BSP male branch tee, 1/2" BSP	£10.49	€ 14.16
BUR02028	Hydraulic adaptor BSP male x BSP swivel female x BSP male branch tee, 5/8" BSP	£15.71	€ 21.21
BUR02029	Hydraulic adaptor BSP male x BSP swivel female x BSP male branch tee, 3/4" BSP	£17.15	€ 23.15
BUR02030	Hydraulic adaptor BSP male x BSP swivel female x BSP male branch tee, 1" BSP	£20.88	€ 28.19
BUR02034	Hydraulic adaptor BSP male x BSP swivel female x BSP male branch tee, 1-1/4" BSP	£43.47	€ 58.68
BUR02020	Hydraulic adaptor BSP male x BSP swivel female x BSP male branch tee, 1-1/2" BSP	£74.27	€ 100.26

## BSP SWIVEL FEMALE TEE

www.flowfitonline.com  
TECH. DATA SHEET  
**HA01**

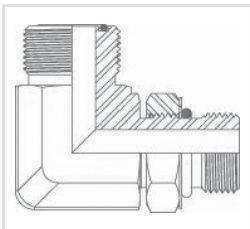


PART NUMBER	DESCRIPTION	NETT. PRICE	
		£ STERLING	€ EUROS
BUR01975	Hydraulic adaptor BSP swivel female, 1/8" BSP	£5.89	€ 7.95
BUR01976	Hydraulic adaptor BSP swivel female, 1/4" BSP	£6.20	€ 8.37
BUR01977	Hydraulic adaptor BSP swivel female, 3/8" BSP	£6.92	€ 9.34
BUR01978	Hydraulic adaptor BSP swivel female, 1/2" BSP	£8.22	€ 11.10
BUR01979	Hydraulic adaptor BSP swivel female, 5/8" BSP	£11.42	€ 15.42
BUR01980	Hydraulic adaptor BSP swivel female, 3/4" BSP	£13.02	€ 17.58
BUR01981	Hydraulic adaptor BSP swivel female, 1" BSP	£17.78	€ 24.00
BUR01982	Hydraulic adaptor BSP swivel female, 1-1/4" BSP	£48.86	€ 65.96
BUR01983	Hydraulic adaptor BSP swivel female, 1-1/2" BSP	£85.32	€ 115.18
BUR01984	Hydraulic adaptor BSP swivel female, 2" BSP	£110.65	€ 149.38

## ELBOW ADAPTORS

### ORFS MALE X BSP MALE 90° POSITIONAL FORGED ELBOW

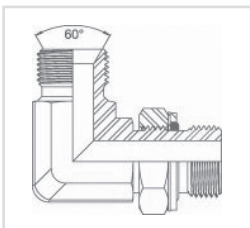

www.flowfitonline.com  
TECH. DATA SHEET  
**HA01**



PART NUMBER	DESCRIPTION	NETT. PRICE	
		£ STERLING	€ EUROS
BUR9515-04-04B	Hydraulic adaptors ORFS male x BSP male 90° positional forged elbow, 9/16 ORFS X 1/4" BSP	£14.87	€ 20.07
BUR9515-06-06B	Hydraulic adaptors ORFS male x BSP male 90° positional forged elbow, 11/16 ORFS X 3/8" BSP	£17.97	€ 24.26
BUR9515-08-06B	Hydraulic adaptors ORFS male x BSP male 90° positional forged elbow, 13 ORFS X 3/8" BSP	£19.28	€ 26.03
BUR9515-08-08B	Hydraulic adaptors ORFS male x BSP male 90° positional forged elbow, 13/16 ORFS X 1/2" BSP	£21.06	€ 28.43
BUR9515-10-08B	Hydraulic adaptors ORFS male x BSP male 90° positional forged elbow, 1 ORFS X 1/2" BSP	£22.58	€ 30.48
BUR9515-10-10B	Hydraulic adaptors ORFS male x BSP male 90° positional forged elbow, 1 ORFS X 5/8" BSP	£23.59	€ 31.85
BUR9515-12-08B	Hydraulic adaptors ORFS male x BSP male 90° positional forged elbow, 1-3/16 ORFS X 1/2" BSP	£29.02	€ 39.18
BUR9515-12-12B	Hydraulic adaptors ORFS male x BSP male 90° positional forged elbow, 1-3/16 ORFS X 3/4" BSP	£29.02	€ 39.18
BUR9515-16-16B	Hydraulic adaptors ORFS male x BSP male 90° positional forged elbow, 1-7/16 ORFS X 1" BSP	£41.52	€ 56.05

### BSP MALE X BSP MALE 90° POSITIONAL FORGED ELBOW

www.flowfitonline.com  
TECH. DATA SHEET  
**HA01**



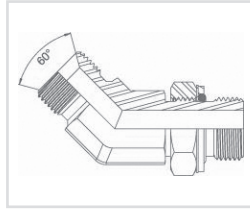

PART NUMBER	DESCRIPTION	NETT. PRICE	
		£ STERLING	€ EUROS
BUR03051FDPOS	Hydraulic adaptor BSP male x BSP male 90° positional forged elbow, 1/4" BSP	£16.19	€ 21.86
BUR03053FDPOS	Hydraulic adaptor BSP male x BSP male 90° positional forged elbow, 3/8" BSP	£19.60	€ 26.46
BUR03054FDPOS	Hydraulic adaptor BSP male x BSP male 90° positional forged elbow, 1/2" BSP	£23.23	€ 31.36
BUR03056FDPOS	Hydraulic adaptor BSP male x BSP male 90° positional forged elbow, 3/4" BSP	£31.16	€ 42.07
BUR03057FDPOS	Hydraulic adaptor BSP male x BSP male 90° positional forged elbow, 1" BSP	£41.67	€ 56.25
BUR03058FDPOS	Hydraulic adaptor BSP male x BSP male 90° positional forged elbow, 1-1/4" BSP	£67.58	€ 91.23





## BSP MALE X BSP MALE 45° POSITIONAL FORGED ELBOW


www.flowfitonline.com  
TECH. DATA SHEET  
**HA01**



PART NUMBER	DESCRIPTION	NETT. PRICE	
		£ STERLING	€ EUROS
BUR03051FDPOS-45	Hydraulic adaptor BSP male x BSP male 45° positional forged elbow, 1/4" BSP	£16.20	€ 21.87
BUR03053FDPOS-45	Hydraulic adaptor BSP male x BSP male 45° positional forged elbow, 3/8" BSP	£19.60	€ 26.46
BUR03054FDPOS-45	Hydraulic adaptor BSP male x BSP male 45° positional forged elbow, 1/2" BSP	£23.22	€ 31.35
BUR03056FDPOS-45	Hydraulic adaptor BSP male x BSP male 45° positional forged elbow, 3/4" BSP	£31.17	€ 42.08
BUR03057FDPOS-45	Hydraulic adaptor BSP male x BSP male 45° positional forged elbow, 1" BSP	£39.23	€ 52.96
BUR03058FDPOS-45	Hydraulic adaptor BSP male x BSP male 45° positional forged elbow, 1-1/4" BSP	£67.52	€ 91.15

## JIC MALE X UNF MALE 90° POSITIONAL FORGED ELBOW

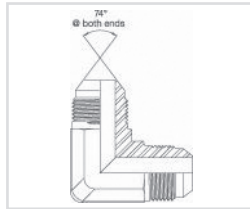
www.flowfitonline.com  
TECH. DATA SHEET  
**HA01**



PART NUMBER	DESCRIPTION	NETT. PRICE	
		£ STERLING	€ EUROS
BUR03085FDPOS	Hydraulic adaptor J C male x UNF male 90° positional forged elbow, 7/16 J C X 7/16 UNF	£11.61	€ 15.67
BUR03085-06FDPOS	Hydraulic adaptor J C male x UNF male 90° positional forged elbow, 7/16 J C X 9/16 UNF	£12.98	€ 17.52
BUR03086FDPOS	Hydraulic adaptor J C male x UNF male 90° positional forged elbow, 1/2 J C X 1/2 UNF	£11.61	€ 15.67
BUR03087-04FDPOS	Hydraulic adaptor J C male x UNF male 90° positional forged elbow, 9/16 J C X 7/16 UNF	£13.95	€ 18.83
BUR03087FDPOS	Hydraulic adaptor J C male x UNF male 90° positional forged elbow, 9/16 J C X 9/16 UNF	£11.61	€ 15.67
BUR03088FDPOS	Hydraulic adaptor J C male x UNF male 90° positional forged elbow, 3/4 J C X 3/4 UNF	£16.96	€ 22.90

## JIC MALE X JIC MALE 90° FORGED COMPACT ELBOW

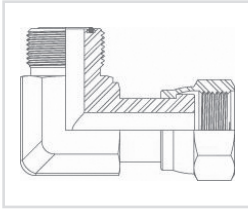
www.flowfitonline.com  
TECH. DATA SHEET  
**HA01**



PART NUMBER	DESCRIPTION	NETT. PRICE	
		£ STERLING	€ EUROS
BUR03085FD	Hydraulic adaptor J C male x J C male 90° forged compact elbow, 7/16 J C X 7/16 J C	£8.38	€ 11.31
BUR03086FD	Hydraulic adaptor J C male x J C male 90° forged compact elbow, 1/2 J C X 1/2 J C	£8.39	€ 11.33
BUR03087FD	Hydraulic adaptor J C male x J C male 90° forged compact elbow, 9/16 J C X 9/16 J C	£9.24	€ 12.47
BUR03088FD	Hydraulic adaptor J C male x J C male 90° forged compact elbow, 3/4 J C X 3/4 J C	£12.85	€ 17.35
BUR03089FD	Hydraulic adaptor J C male x J C male 90° forged compact elbow, 7/8 J C X 7/8 J C	£13.60	€ 18.36
BUR03090FD	Hydraulic adaptor J C male x J C male 90° forged compact elbow, 1-1/16 J C X 1-1/16 J C	£15.96	€ 21.55
BUR03091FD	Hydraulic adaptor J C male x J C male 90° forged compact elbow, 1-3/16 J C X 1-3/16 J C	£31.52	€ 42.55
BUR03092FD	Hydraulic adaptor J C male x J C male 90° forged compact elbow, 1-5/16 J C X 1-5/16 J C	£31.52	€ 42.55
BUR030094FD	Hydraulic adaptor J C male x J C male 90° forged compact elbow, 1-5/8 J C X 1-5/8 J C	£62.56	€ 84.46
BUR03093FD	Hydraulic adaptor J C male x J C male 90° forged compact elbow, 1-7/8 J C X 1-7/8 J C	£99.74	€ 134.65

## ORFS MALE X ORFS SWIVEL FEMALE 90° FORGED COMPACT ELBOW

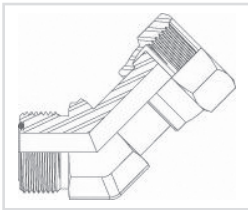
www.flowfitonline.com  
TECH. DATA SHEET  
**HA01**



PART NUMBER	DESCRIPTION	NETT. PRICE	
		£ STERLING	€ EUROS
BUR9506-04-04	Hydraulic adaptor ORFS male x ORFS swivel female 90° forged compact elbow, 9/16 ORFS	£12.90	€ 17.42
BUR9506-06-06	Hydraulic adaptor ORFS male x ORFS swivel female 90° forged compact elbow, 11/16 ORFS	£16.77	€ 22.64
BUR9506-08-08	Hydraulic adaptor ORFS male x ORFS swivel female 90° forged compact elbow, 13/16 ORFS	£21.16	€ 28.57
BUR9506-10-10	Hydraulic adaptor ORFS male x ORFS swivel female 90° forged compact elbow, 1 ORFS	£24.84	€ 33.53
BUR9506-12-12	Hydraulic adaptor ORFS male x ORFS swivel female 90° forged compact elbow, 1-3/16 ORFS	£37.38	€ 50.46
BUR9506-16-16	Hydraulic adaptor ORFS male x ORFS swivel female 90° forged compact elbow, 1-7/16 ORFS	£49.89	€ 67.35
BUR9506-20-20	Hydraulic adaptor ORFS male x ORFS swivel female 90° forged compact elbow, 1-11/16 ORFS	£65.94	€ 89.02
BUR9506-24-24	Hydraulic adaptor ORFS male x ORFS swivel female 90° forged compact elbow, 2 ORFS	£110.86	€ 149.66

## ORFS MALE X ORFS SWIVEL FEMALE 45° FORGED COMPACT ELBOW

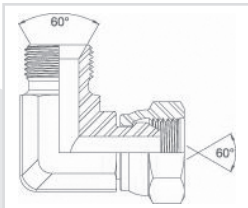

www.flowfitonline.com  
TECH. DATA SHEET  
**HA01**



PART NUMBER	DESCRIPTION	NETT. PRICE	
		£ STERLING	€ EUROS
BUR9356-04-04	Hydraulic adaptor ORFS male x ORFS swivel female 45° forged compact elbow, 9/16 ORFS	£12.90	€ 17.42
BUR9356-06-06	Hydraulic adaptor ORFS male x ORFS swivel female 45° forged compact elbow, 11/16 ORFS	£16.24	€ 21.92
BUR9356-08-08	Hydraulic adaptor ORFS male x ORFS swivel female 45° forged compact elbow, 13/16 ORFS	£21.12	€ 28.51
BUR9356-10-10	Hydraulic adaptor ORFS male x ORFS swivel female 45° forged compact elbow, 1 ORFS	£24.85	€ 33.55
BUR9356-12-12	Hydraulic adaptor ORFS male x ORFS swivel female 45° forged compact elbow, 1-3/16 ORFS	£37.38	€ 50.46
BUR9356-16-16	Hydraulic adaptor ORFS male x ORFS swivel female 45° forged compact elbow, 1-7/16 ORFS	£49.89	€ 67.35
BUR9356-20-20	Hydraulic adaptor ORFS male x ORFS swivel female 45° forged compact elbow, 1-11/16 ORFS	£65.17	€ 87.98
BUR9356-24-24	Hydraulic adaptor ORFS male x ORFS swivel female 45° forged compact elbow, 2 ORFS	£49.04	€ 66.20

## BSP MALE X BSP SWIVEL FEMALE 90° FORGED COMPACT ELBOW

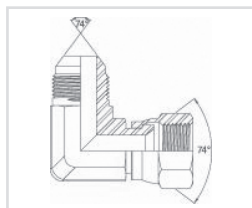
www.flowfitonline.com  
TECH. DATA SHEET  
**HA01**



PART NUMBER	DESCRIPTION	NETT. PRICE	
		£ STERLING	€ EUROS
BUR05000FD	Hydraulic adaptor BSP male x BSP swivel female 90° forged compact elbow, 1/4" BSP X 1/4" BSP	£9.26	€ 12.50
BUR05001FD	Hydraulic adaptor BSP male x BSP swivel female 90° forged compact elbow, 3/8" BSP X 3/8" BSP	£11.03	€ 14.89
BUR05002FD	Hydraulic adaptor BSP male x BSP swivel female 90° forged compact elbow, 1/2" BSP X 1/2" BSP	£7.59	€ 10.25
BUR05004FD	Hydraulic adaptor BSP male x BSP swivel female 90° forged compact elbow, 3/4" BSP X 3/4" BSP	£21.03	€ 28.39
BUR05005FD	Hydraulic adaptor BSP male x BSP swivel female 90° forged compact elbow, 1" BSP X 1" BSP	£32.58	€ 43.98

## JIC MALE X JIC SWIVEL FEMALE 90° FORGED COMPACT ELBOW

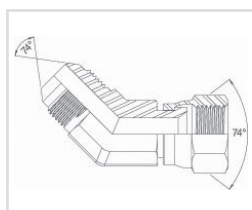

www.flowfitonline.com  
TECH. DATA SHEET  
**HA01**



PART NUMBER	DESCRIPTION	NETT. PRICE	
		£ STERLING	€ EUROS
BUR05050FD	Hydraulic adaptor J C male x J C swivel female 90° forged compact elbow, 7/16 J C X 7/16 J C	£11.54	€ 15.58
BUR05051FD	Hydraulic adaptor J C male x J C swivel female 90° forged compact elbow, 1/2 J C X 1/2 J C	£12.16	€ 16.42
BUR05052FD	Hydraulic adaptor J C male x J C swivel female 90° forged compact elbow, 9/16 J C X 9/16 J C	£12.65	€ 17.08
BUR05053FD	Hydraulic adaptor J C male x J C swivel female 90° forged compact elbow, 3/4 J C X 3/4 J C	£15.96	€ 21.55
BUR05054FD	Hydraulic adaptor J C male x J C swivel female 90° forged compact elbow, 7/8 J C X 7/8 J C	£20.74	€ 28.00
BUR05055FD	Hydraulic adaptor J C male x J C swivel female 90° forged compact elbow, 1-1/16 J C X 1-1/16 JIC	£27.11	€ 36.60
BUR05057FD	Hydraulic adaptor J C male x J C swivel female 90° forged compact elbow, 1-3/16 J C X 1-3/16 JIC	£41.15	€ 55.55
BUR05056FD	Hydraulic adaptor J C male x J C swivel female 90° forged compact elbow, 1-5/16 J C X 1-5/16 JIC	£49.64	€ 67.01
BUR05059FD	Hydraulic adaptor J C male x J C swivel female 90° forged compact elbow, 1-7/8 J C X 1-7/8 J C	£139.87	€ 188.82

## JIC MALE X JIC SWIVEL FEMALE 45° FORGED COMPACT ELBOW

www.flowfitonline.com  
TECH. DATA SHEET  
**HA01**

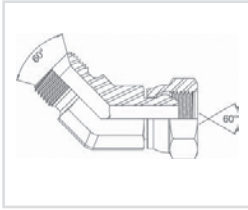


PART NUMBER	DESCRIPTION	NETT. PRICE	
		£ STERLING	€ EUROS
BUR05050/45FD	Hydraulic J C male x J C swivel female 45° forged compact elbow, 7/16 J C X 7/16 J C	£11.91	€ 16.08
BUR05051/45FD	Hydraulic J C male x J C swivel female 45° forged compact elbow, 1/2 J C X 1/2 J C	£12.16	€ 16.42
BUR05052/45FD	Hydraulic J C male x J C swivel female 45° forged compact elbow, 9/16 J C X 9/16 J C	£13.23	€ 17.86
BUR05053/45FD	Hydraulic J C male x J C swivel female 45° forged compact elbow, 3/4 J C X 3/4 J C	£16.39	€ 22.13
BUR05054/45FD	Hydraulic J C male x J C swivel female 45° forged compact elbow, 7/8 J C X 7/8 J C	£21.55	€ 29.09
BUR05055/45FD	Hydraulic J C male x J C swivel female 45° forged compact elbow, 1-1/16 J C X 1-1/16 J C	£27.68	€ 37.37
BUR05056/45FD	Hydraulic J C male x J C swivel female 45° forged compact elbow, 1-5/16 J C X 1-5/16 J C	£49.64	€ 67.01
BUR05058/45FD	Hydraulic J C male x J C swivel female 45° forged compact elbow, 1-5/8 J C X 1-5/8 J C	£82.09	€ 110.82
BUR05059/45FD	Hydraulic J C male x J C swivel female 45° forged compact elbow, 1-7/8 J C X 1-7/8 J C	£140.13	€ 189.18



## BSP MALE X BSP SWIVEL FEMALE 45° FORGED COMPACT ELBOW

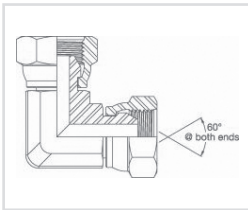
www.flowfitonline.com  
TECH. DATA SHEET  
**HA01**



PART NUMBER	DESCRIPTION	NETT. PRICE	
		£ STERLING	€ EUROS
BUR05000/45FD	Hydraulic adaptor BSP male x BSP swivel female 45° forged compact elbow, 1/4" BSP X 1/4" BSP	£8.69	€ 11.73
BUR5001/45FD	Hydraulic adaptor BSP male x BSP swivel female 45° forged compact elbow, 3/8 BSP X 3/8 BSP	£10.62	€ 14.34
BUR05002/45FD	Hydraulic adaptor BSP male x BSP swivel female 45° forged compact elbow, 1/2 BSP X 1/2 BSP	£13.23	€ 17.86
BUR05004/45FD	Hydraulic adaptor BSP male x BSP swivel female 45° forged compact elbow, 3/4 BSP X 3/4 BSP	£21.55	€ 29.09
BUR05005/45FD	Hydraulic adaptor BSP male x BSP swivel female 45° forged compact elbow, 1 BSP X 1 BSP	£31.09	€ 41.97

## BSP SWIVEL FEMALE X BSP SWIVEL FEMALE 90° FORGED COMPACT ELBOW

www.flowfitonline.com  
TECH. DATA SHEET  
**HA01**

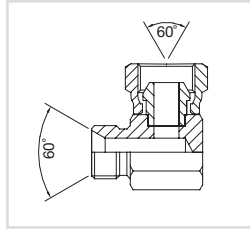


PART NUMBER	DESCRIPTION	NETT. PRICE	
		£ STERLING	€ EUROS
BUR05026FD	Hydraulic adaptor BSP swivel female x BSP swivel female 90° forged compact elbow, 1/4" BSP X 1/4" BSP	£11.67	€ 15.75
BUR05027FD	Hydraulic adaptor BSP swivel female x BSP swivel female 90° forged compact elbow, 3/8" BSP X 3/8" BSP	£12.04	€ 16.25
BUR05028FD	Hydraulic adaptor BSP swivel female x BSP swivel female 90° forged compact elbow, 1/2" BSP X 1/2" BSP	£15.96	€ 21.55
BUR05030FD	Hydraulic adaptor BSP swivel female x BSP swivel female 90° forged compact elbow, 3/4" BSP X 3/4" BSP	£23.30	€ 31.46
BUR05031FD	Hydraulic adaptor BSP swivel female x BSP swivel female 90° forged compact elbow, 1" BSP X 1" BSP	£28.86	€ 38.96

**FOR SALES  
& ADVICE  
CALL US  
01584  
876033**

## BSP MALE FOR BONDED SEAL X BSP SWIVEL FEMALE 90° COMPACT ELBOW

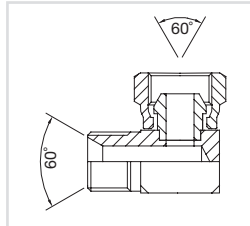

www.flowfitonline.com  
TECH. DATA SHEET  
**HA01**



PART NUMBER	DESCRIPTION	NETT. PRICE	
		£ STERLING	€ EUROS
BUR04012	Hydraulic adaptor BSP male bonded seal x BSP swivel female 90° compact elbow, 1/8" BSP x 1/8" BSP	£4.39	€ 5.93
BUR04014	Hydraulic adaptor BSP male bonded seal x BSP swivel female 90° compact elbow, 1/4" BSP x 1/4" BSP	£4.39	€ 5.93
BUR04013	Hydraulic adaptor BSP male bonded seal x BSP swivel female 90° compact elbow, 3/8" BSP x 1/4" BSP	£6.23	€ 8.41
BUR04015	Hydraulic adaptor BSP male bonded seal x BSP swivel female 90° compact elbow, 3/8" BSP x 3/8" BSP	£6.23	€ 8.41
BUR04021	Hydraulic adaptor BSP male bonded seal x BSP swivel female 90° compact elbow, 1/2" BSP x 3/8" BSP	£6.69	€ 9.03
BUR04016	Hydraulic adaptor BSP male bonded seal x BSP swivel female 90° compact elbow, 1/2" BSP x 1/2" BSP	£6.69	€ 9.03
BUR04024	Hydraulic adaptor BSP male bonded seal x BSP swivel female 90° compact elbow, 1/2" BSP x 5/8" BSP	£9.78	€ 13.20
BUR04011	Hydraulic adaptor BSP male bonded seal x BSP swivel female 90° compact elbow, 1/2" BSP x 3/4" BSP	£9.61	€ 12.97
BUR04020	Hydraulic adaptor BSP male bonded seal x BSP swivel female 90° compact elbow, 5/8" BSP x 5/8" BSP	£8.83	€ 11.92
BUR04022	Hydraulic adaptor BSP male bonded seal x BSP swivel female 90° compact elbow, 3/4" BSP x 1/2" BSP	£11.00	€ 14.85
BUR04017	Hydraulic adaptor BSP male bonded seal x BSP swivel female 90° compact elbow, 3/4" BSP x 3/4" BSP	£11.08	€ 14.96
BUR04018	Hydraulic adaptor BSP male bonded seal x BSP swivel female 90° compact elbow, 1" BSP x 1" BSP	£18.06	€ 24.38
BUR04019	Hydraulic adaptor BSP male bonded seal x BSP swivel female 90° compact elbow, 1-1/4" BSP x 1-1/4" BSP	£30.95	€ 41.78
BUR04025	Hydraulic adaptor BSP male bonded seal x BSP swivel female 90° compact elbow, 1-1/2" BSP x 1-1/2" BSP	£61.18	€ 82.59
BUR04023	Hydraulic adaptor BSP male bonded seal x BSP swivel female 90° compact elbow, 2" BSP x 2" BSP	£86.14	€ 116.29

## BSP MALE CONE SEAT X BSP SWIVEL FEMALE 90° COMPACT ELBOW

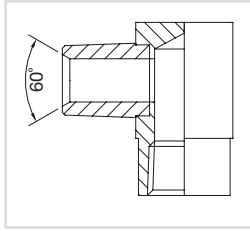
www.flowfitonline.com  
TECH. DATA SHEET  
**HA01**



PART NUMBER	DESCRIPTION	NETT. PRICE	
		£ STERLING	€ EUROS
BUR05013	Hydraulic adaptors BSP male cone seat x BSP swivel female 90° compact elbow, 1/4" BSP x 1/8" BSP	£4.39	€ 5.93
BUR05000	Hydraulic adaptors BSP male cone seat x BSP swivel female 90° compact elbow, 1/4" BSP x 1/4" BSP	£4.39	€ 5.93
BUR05006	Hydraulic adaptors BSP male cone seat x BSP swivel female 90° compact elbow, 1/4" BSP x 3/8" BSP	£6.23	€ 8.41
BUR05014	Hydraulic adaptors BSP male cone seat x BSP swivel female 90° compact elbow, 3/8" BSP x 1/4" BSP	£6.23	€ 8.41
BUR05001	Hydraulic adaptors BSP male cone seat x BSP swivel female 90° compact elbow, 3/8" BSP x 3/8" BSP	£5.39	€ 7.28
BUR05011	Hydraulic adaptors BSP male cone seat x BSP swivel female 90° compact elbow, 3/8" BSP x 1/2" BSP	£6.69	€ 9.03
BUR05015	Hydraulic adaptors BSP male cone seat x BSP swivel female 90° compact elbow, 1/2" BSP x 3/8" BSP	£6.69	€ 9.03
BUR05002	Hydraulic adaptors BSP male cone seat x BSP swivel female 90° compact elbow, 1/2" BSP x 1/2" BSP	£6.69	€ 9.03
BUR05012	Hydraulic adaptors BSP male cone seat x BSP swivel female 90° compact elbow, 1/2" BSP x 3/4" BSP	£10.57	€ 14.27
BUR05017	Hydraulic adaptors BSP male cone seat x BSP swivel female 90° compact elbow, 1/2" BSP x 1" BSP	£15.79	€ 21.32
BUR05004	Hydraulic adaptors BSP male cone seat x BSP swivel female 90° compact elbow, 3/4" BSP x 3/4" BSP	£10.16	€ 13.72
BUR05010	Hydraulic adaptors BSP male cone seat x BSP swivel female 90° compact elbow, 3/4" BSP x 1" BSP	£15.79	€ 21.32
BUR05009	Hydraulic adaptors BSP male cone seat x BSP swivel female 90° compact elbow, 1" BSP x 3/4" BSP	£15.79	€ 21.32
BUR05005	Hydraulic adaptors BSP male cone seat x BSP swivel female 90° compact elbow, 1" BSP x 1" BSP	£15.79	€ 21.32
BUR05007	Hydraulic adaptors BSP male cone seat x BSP swivel female 90° compact elbow, 1-1/2" BSP x 1-1/2" BSP	£59.43	€ 80.23
BUR05008	Hydraulic adaptors BSP male cone seat x BSP swivel female 90° compact elbow, 2" BSP x 2" BSP	£80.94	€ 109.27

## NPTF MALE X NPTF FIXED FEMALE 90° COMPACT ELBOW

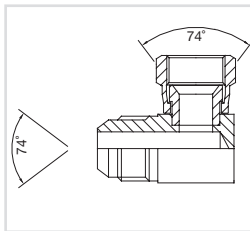
www.flowfitonline.com  
TECH. DATA SHEET  
**HA01**



PART NUMBER	DESCRIPTION	NETT. PRICE	
		£ STERLING	€ EUROS
BUR07050	Hydraulic adaptor NPTF male x NPTF fixed female 90° elbow, 1/8" NPTF x 1/8" NPTF	£10.07	€ 13.59
BUR07051	Hydraulic adaptor NPTF male x NPTF fixed female 90° elbow, 1/4" NPTF x 1/4" NPTF	£10.07	€ 13.59
BUR07047	Hydraulic adaptor NPTF male x NPTF fixed female 90° elbow, 1/4" NPTF x 3/8" NPTF	£11.62	€ 15.69
BUR07048	Hydraulic adaptor NPTF male x NPTF fixed female 90° elbow, 3/8" NPTF x 1/4" NPTF	£11.62	€ 15.69
BUR07052	Hydraulic adaptor NPTF male x NPTF fixed female 90° elbow, 3/8" NPTF x 3/8" NPTF	£11.62	€ 15.69
BUR07046	Hydraulic adaptor NPTF male x NPTF fixed female 90° elbow, 1/2" NPTF x 1/4" NPTF	£14.31	€ 19.32
BUR07049	Hydraulic adaptor NPTF male x NPTF fixed female 90° elbow, 1/2" NPTF x 1/4" NPTF	£14.31	€ 19.32
BUR07053	Hydraulic adaptor NPTF male x NPTF fixed female 90° elbow, 1/2" NPTF x 1/2" NPTF	£14.31	€ 19.32
BUR07045	Hydraulic adaptor NPTF male x NPTF fixed female 90° elbow, 3/4" NPTF x 3/8" NPTF	£19.87	€ 26.82
BUR07054	Hydraulic adaptor NPTF male x NPTF fixed female 90° elbow, 3/4" NPTF x 3/4" NPTF	£19.87	€ 26.82
BUR07055	Hydraulic adaptor NPTF male x NPTF fixed female 90° elbow, 1" NPTF x 1" NPTF	£31.53	€ 42.57
BUR07056	Hydraulic adaptor NPTF male x NPTF fixed female 90° elbow, 1-1/4" NPTF x 1-1/4" NPTF	£50.46	€ 68.12
BUR07057	Hydraulic adaptor NPTF male x NPTF fixed female 90° elbow, 1-1/2" NPTF x 1-1/2" NPTF	£61.18	€ 82.59
BUR07058	Hydraulic adaptor NPTF male x NPTF fixed female 90° elbow, 2" NPTF x 2" NPTF	£106.90	€ 144.32

## JIC MALE X JIC SWIVEL FEMALE 90° COMPACT ELBOW

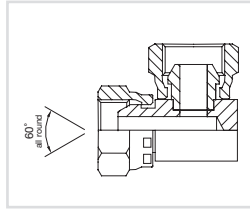
www.flowfitonline.com  
TECH. DATA SHEET  
**HA01**



PART NUMBER	DESCRIPTION	NETT. PRICE	
		£ STERLING	€ EUROS
BUR05050	Hydraulic adaptor JIC male x JIC swivel female 90° compact elbow, 7/16" JIC x 7/16" JIC	£5.85	€ 7.90
BUR05051	Hydraulic adaptor JIC male x JIC swivel female 90° compact elbow, 1/2" JIC x 1/2" JIC	£6.20	€ 8.37
BUR05052	Hydraulic adaptor JIC male x JIC swivel female 90° compact elbow, 9/16" JIC x 9/16" JIC	£6.44	€ 8.69
BUR05053	Hydraulic adaptor JIC male x JIC swivel female 90° compact elbow, 3/4" JIC x 3/4" JIC	£8.09	€ 10.92
BUR05062	Hydraulic adaptor JIC male x JIC swivel female 90° compact elbow, 3/4" JIC x 7/8" JIC	£10.53	€ 14.22
BUR05061	Hydraulic adaptor JIC male x JIC swivel female 90° compact elbow, 7/8" JIC x 3/4" JIC	£10.53	€ 14.22
BUR05054	Hydraulic adaptor JIC male x JIC swivel female 90° compact elbow, 7/8" JIC x 7/8" JIC	£10.53	€ 14.22
BUR05055	Hydraulic adaptor JIC male x JIC swivel female 90° compact elbow, 1-1/16" JIC x 1-1/16" JIC	£13.81	€ 18.64
BUR05057	Hydraulic adaptor JIC male x JIC swivel female 90° compact elbow, 1-3/16" JIC x 1-3/16" JIC	£20.93	€ 28.26
BUR05056	Hydraulic adaptor JIC male x JIC swivel female 90° compact elbow, 1-5/16" JIC x 1-5/16" JIC	£24.89	€ 33.60
BUR05058	Hydraulic adaptor JIC male x JIC swivel female 90° compact elbow, 1-5/8" JIC x 1-5/8" JIC	£32.55	€ 43.94
BUR05059	Hydraulic adaptor JIC male x JIC swivel female 90° compact elbow, 1-7/8" JIC x 1-7/8" JIC	£71.47	€ 96.48
BUR05063	Hydraulic adaptor JIC male x JIC swivel female 90° compact elbow, 2-1/2" JIC x 2-1/2" JIC	£91.10	€ 122.99



## BSP SWIVEL FEMALE X BSP SWIVEL FEMALE 90° COMPACT ELBOW

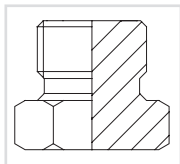


www.flowfitonline.com  
TECH. DATA SHEET  
**HA01**

PART NUMBER	DESCRIPTION	NETT. PRICE	
		£ STERLING	€ EUROS
BUR05025	Hydraulic adaptor BSP swivel female x BSP swivel female 90° compact elbow, 1/8" BSP x 1/8" BSP	£5.79	€ 7.82
BUR05036	Hydraulic adaptor BSP swivel female x BSP swivel female 90° compact elbow, 1/8" BSP x 1/4" BSP	£5.79	€ 7.82
BUR05026	Hydraulic adaptor BSP swivel female x BSP swivel female 90° compact elbow, 1/4" BSP x 1/4" BSP	£5.79	€ 7.82
BUR05039	Hydraulic adaptor BSP swivel female x BSP swivel female 90° compact elbow, 1/4" BSP x 3/8" BSP	£5.79	€ 7.82
BUR05037	Hydraulic adaptor BSP swivel female x BSP swivel female 90° compact elbow, 1/4" BSP x 1/2" BSP	£7.93	€ 10.71
BUR05027	Hydraulic adaptor BSP swivel female x BSP swivel female 90° compact elbow, 3/8" BSP x 3/8" BSP	£5.85	€ 7.90
BUR05035	Hydraulic adaptor BSP swivel female x BSP swivel female 90° compact elbow, 3/8" BSP x 1/2" BSP	£7.93	€ 10.71
BUR05028	Hydraulic adaptor BSP swivel female x BSP swivel female 90° compact elbow, 1/2" BSP x 1/2" BSP	£7.93	€ 10.71
BUR05040	Hydraulic adaptor BSP swivel female x BSP swivel female 90° compact elbow, 1/2" BSP x 3/4" BSP	£11.17	€ 15.08
BUR05029	Hydraulic adaptor BSP swivel female x BSP swivel female 90° compact elbow, 5/8" BSP x 5/8" BSP	£9.78	€ 13.20
BUR05030	Hydraulic adaptor BSP swivel female x BSP swivel female 90° compact elbow, 3/4" BSP x 3/4" BSP	£11.18	€ 15.09
BUR05038	Hydraulic adaptor BSP swivel female x BSP swivel female 90° compact elbow, 3/4" BSP x 1" BSP	£13.81	€ 18.64
BUR05031	Hydraulic adaptor BSP swivel female x BSP swivel female 90° compact elbow, 1" BSP x 1" BSP	£13.81	€ 18.64
BUR05032	Hydraulic adaptor BSP swivel female x BSP swivel female 90° compact elbow, 1-1/4" BSP x 1-1/4" BSP	£31.92	€ 43.09
BUR05033	Hydraulic adaptor BSP swivel female x BSP swivel female 90° compact elbow, 1-1/2" BSP x 1-1/2" BSP	£70.97	€ 95.81
BUR05034	Hydraulic adaptor BSP swivel female x BSP swivel female 90° compact elbow, 2" BSP x 2" BSP	£99.77	€ 134.69

## PLUGS, CAPS & CRIMP NUTS

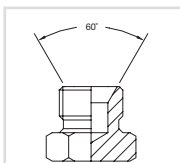
### BSP SOLID PLUG



www.flowfitonline.com  
TECH. DATA SHEET  
**HA01**

PART NUMBER	DESCRIPTION	NETT. PRICE	
		£ STERLING	€ EUROS
BUR09025	Hydraulic adaptor BSP solid plug, 1/8" BSP	£0.84	€ 1.13
BUR09026	Hydraulic adaptor BSP solid plug, 1/4" BSP	£0.87	€ 1.17
BUR09027	Hydraulic adaptor BSP solid plug, 3/8" BSP	£1.14	€ 1.54
BUR09028	Hydraulic adaptor BSP solid plug, 1/2" BSP	£1.26	€ 1.70
BUR09029	Hydraulic adaptor BSP solid plug, 5/8" BSP	£1.76	€ 2.38
BUR09030	Hydraulic adaptor BSP solid plug, 3/4" BSP	£1.97	€ 2.66
BUR09031	Hydraulic adaptor BSP solid plug, 1" BSP	£2.95	€ 3.98
BUR09032	Hydraulic adaptor BSP solid plug, 1-1/4" BSP	£6.69	€ 9.03
BUR09033	Hydraulic adaptor BSP solid plug, 1-1/2" BSP	£9.25	€ 12.49
BUR09034	Hydraulic adaptor BSP solid plug, 2" BSP	£14.48	€ 19.55

### BSP 60° CONED PLUG

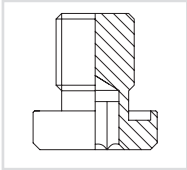


www.flowfitonline.com  
TECH. DATA SHEET  
**HA01**

PART NUMBER	DESCRIPTION	NETT. PRICE	
		£ STERLING	€ EUROS
BUR09050	Hydraulic adaptor 60° BSP coned plug, 1/8" BSP	£0.84	€ 1.13
BUR09051	Hydraulic adaptor 60° BSP coned plug, 1/4" BSP	£0.87	€ 1.17
BUR09052	Hydraulic adaptor 60° BSP coned plug, 3/8" BSP	£1.14	€ 1.54
BUR09053	Hydraulic adaptor 60° BSP coned plug, 1/2" BSP	£1.29	€ 1.74
BUR09054	Hydraulic adaptor 60° BSP coned plug, 5/8" BSP	£1.82	€ 2.46
BUR09055	Hydraulic adaptor 60° BSP coned plug, 3/4" BSP	£2.07	€ 2.79
BUR09056	Hydraulic adaptor 60° BSP coned plug, 1" BSP	£3.08	€ 4.16
BUR09057	Hydraulic adaptor 60° BSP coned plug, 1-1/4" BSP	£6.81	€ 9.19
BUR09058	Hydraulic adaptor 60° BSP coned plug, 1-1/2" BSP	£9.58	€ 12.93
BUR09059	Hydraulic adaptor 60° BSP coned plug, 2" BSP	£14.74	€ 19.90
BUR09060	Hydraulic adaptor 60° BSP coned plug, 2-1/2" BSP	£39.71	€ 53.61
BUR09061	Hydraulic adaptor 60° BSP coned plug, 3" BSP	£57.03	€ 76.99

## BSP SOCKET HEADED PLUG WITH 3869 SEAL

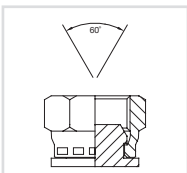
www.flowfitonline.com  
TECH. DATA SHEET  
**HA01**



PART NUMBER	DESCRIPTION	NETT. PRICE	
		£ STERLING	€ EUROS
BUR3869-02-SPG	Hydraulic adaptor BSP socket headed plug with 3869 seal, 1/8" BSP	£0.87	€ 1.17
BUR3869-04-SPG	Hydraulic adaptor BSP socket headed plug with 3869 seal, 1/4" BSP	£1.11	€ 1.50
BUR3869-06-SPG	Hydraulic adaptor BSP socket headed plug with 3869 seal, 3/8" BSP	£1.35	€ 1.82
BUR3869-08-SPG	Hydraulic adaptor BSP socket headed plug with 3869 seal, 1/2" BSP	£2.11	€ 2.85
BUR3869-12-SPG	Hydraulic adaptor BSP socket headed plug with 3869 seal, 3/4" BSP	£2.58	€ 3.48

## BSP SWIVEL BLANKING CAP

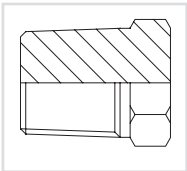
www.flowfitonline.com  
TECH. DATA SHEET  
**HA01**



PART NUMBER	DESCRIPTION	NETT. PRICE	
		£ STERLING	€ EUROS
BUR09180	Hydraulic adaptor BSP swivel blanking cap, 1/8" BSP	£1.76	€ 2.38
BUR09181	Hydraulic adaptor BSP swivel blanking cap, 1/4" BSP	£1.60	€ 2.16
BUR09182	Hydraulic adaptor BSP swivel blanking cap, 3/8" BSP	£1.76	€ 2.38
BUR09183	Hydraulic adaptor BSP swivel blanking cap, 1/2" BSP	£1.94	€ 2.62
BUR09184	Hydraulic adaptor BSP swivel blanking cap, 5/8" BSP	£2.44	€ 3.29
BUR09185	Hydraulic adaptor BSP swivel blanking cap, 3/4" BSP	£3.12	€ 4.21
BUR09186	Hydraulic adaptor BSP swivel blanking cap, 1" BSP	£4.67	€ 6.30
BUR09187	Hydraulic adaptor BSP swivel blanking cap, 1-1/4" BSP	£7.76	€ 10.48
BUR09188	Hydraulic adaptor BSP swivel blanking cap, 1-1/2" BSP	£12.56	€ 16.96
BUR09189	Hydraulic adaptor BSP swivel blanking cap, 2" BSP	£25.32	€ 34.18

## NPTF SOLID PLUG

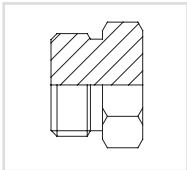
www.flowfitonline.com  
TECH. DATA SHEET  
**HA01**



PART NUMBER	DESCRIPTION	NETT. PRICE	
		£ STERLING	€ EUROS
BUR09100	Hydraulic adaptor NPTF solid plug 1/8" NPTF	£0.87	€ 1.17
BUR09101	Hydraulic adaptor NPTF solid plug, 1/4" NPTF	£0.87	€ 1.17
BUR09102	Hydraulic adaptor NPTF solid plug, 3/8" NPTF	£1.04	€ 1.40
BUR09103	Hydraulic adaptor NPTF solid plug, 1/2" NPTF	£1.41	€ 1.90
BUR09105	Hydraulic adaptor NPTF solid plug, 3/4" NPTF	£2.54	€ 3.43
BUR09106	Hydraulic adaptor NPTF solid plug, 1" NPTF	£4.13	€ 5.58
BUR09107	Hydraulic adaptor NPTF solid plug, 1-1/4" NPTF	£8.63	€ 11.65
BUR09108	Hydraulic adaptor NPTF solid plug, 1-1/2" NPTF	£11.96	€ 16.15
BUR09109	Hydraulic adaptor NPTF solid plug, 2" NPTF	£18.24	€ 24.62
BUR09110	Hydraulic adaptor NPTF solid plug, 2-1/2" NPTF	£70.05	€ 94.57
BUR09111	Hydraulic adaptor NPTF solid plug, 3" NPTF	£91.77	€ 123.89

## SAE O RING BOSS MALE SOLID PLUG

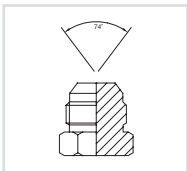
www.flowfitonline.com  
TECH. DATA SHEET  
**HA01**



PART NUMBER	DESCRIPTION	NETT. PRICE	
		£ STERLING	€ EUROS
BUR09162	Hydraulic adaptor SAE O'ring boss male solid plug, 5/16" SORB	£1.56	€ 2.11
BUR09150	Hydraulic adaptor SAE O'ring boss male solid plug, 7/16" SORB	£1.29	€ 1.74
BUR09151	Hydraulic adaptor SAE O'ring boss male solid plug, 1/2" SORB	£1.41	€ 1.90
BUR09152	Hydraulic adaptor SAE O'ring boss male solid plug, 9/16" SORB	£1.56	€ 2.11
BUR09161	Hydraulic adaptor SAE O'ring boss male solid plug, 5/8" SORB	£1.68	€ 2.27
BUR09153	Hydraulic adaptor SAE O'ring boss male solid plug, 3/4" SORB	£1.76	€ 2.38
BUR09154	Hydraulic adaptor SAE O'ring boss male solid plug, 7/8" SORB	£2.07	€ 2.79
BUR09155	Hydraulic adaptor SAE O'ring boss male solid plug, 1-1/16" SORB	£3.12	€ 4.21
BUR09156	Hydraulic adaptor SAE O'ring boss male solid plug, 1-3/16" SORB	£3.75	€ 5.06
BUR09157	Hydraulic adaptor SAE O'ring boss male solid plug, 1-5/16" SORB	£5.09	€ 6.87
BUR09158	Hydraulic adaptor SAE O'ring boss male solid plug, 1-5/8" SORB	£9.58	€ 12.93
BUR09159	Hydraulic adaptor SAE O'ring boss male solid plug, 1-7/8" SORB	£12.87	€ 17.37
BUR09160	Hydraulic adaptor SAE O'ring boss male solid plug, 2-1/2" SORB	£18.99	€ 25.64

## JIC SOLID PLUG

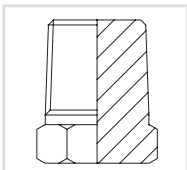
www.flowfitonline.com  
TECH. DATA SHEET  
**HA01**



PART NUMBER	DESCRIPTION	NETT. PRICE	
		£ STERLING	€ EUROS
BUR09120	Hydraulic adaptor J C solid plug, 5/16" J C	£1.56	€ 2.11
BUR09121	Hydraulic adaptor J C solid plug, 7/16" J C	£1.29	€ 1.74
BUR09122	Hydraulic adaptor J C solid plug, 1/2" J C	£1.35	€ 1.82
BUR09123	Hydraulic adaptor J C solid plug, 9/16" J C	£1.56	€ 2.11
BUR09124	Hydraulic adaptor J C solid plug, 3/4" J C	£1.60	€ 2.16
BUR09125	Hydraulic adaptor J C solid plug, 7/8" J C	£1.82	€ 2.46
BUR09126	Hydraulic adaptor J C solid plug, 1-1/16" J C	£2.65	€ 3.58
BUR09127	Hydraulic adaptor J C solid plug, 1-3/16" J C	£3.62	€ 4.89
BUR09130	Hydraulic adaptor J C solid plug, 1-5/16" J C	£5.32	€ 7.18
BUR09128	Hydraulic adaptor J C solid plug, 1-5/8" J C	£8.66	€ 11.69
BUR09129	Hydraulic adaptor J C solid plug, 1-7/8" J C	£11.24	€ 15.17
BUR09131	Hydraulic adaptor J C solid plug, 2-1/2" J C	£18.56	€ 25.06

## BSPT SOLID PLUG

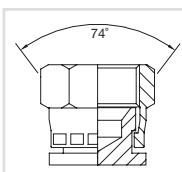
www.flowfitonline.com  
TECH. DATA SHEET  
**HA01**



PART NUMBER	DESCRIPTION	NETT. PRICE	
		£ STERLING	€ EUROS
BUR09075	Hydraulic adaptor BSPT solid plug, 1/8" BSPT	£0.87	€ 1.17
BUR09076	Hydraulic adaptor BSPT solid plug, 1/4" BSPT	£0.98	€ 1.32
BUR09077	Hydraulic adaptor BSPT solid plug, 3/8" BSPT	£1.26	€ 1.70
BUR09078	Hydraulic adaptor BSPT solid plug, 1/2" BSPT	£1.29	€ 1.74
BUR09079	Hydraulic adaptor BSPT solid plug, 5/8" BSPT	£1.85	€ 2.50
BUR09080	Hydraulic adaptor BSPT solid plug, 3/4" BSPT	£2.11	€ 2.85
BUR09081	Hydraulic adaptor BSPT solid plug, 1" BSPT	£3.15	€ 4.25
BUR09082	Hydraulic adaptor BSPT solid plug, 1-1/4" BSPT	£7.12	€ 9.61
BUR09083	Hydraulic adaptor BSPT solid plug, 1-1/2" BSPT	£9.94	€ 13.42
BUR09084	Hydraulic adaptor BSPT solid plug, 2" BSPT	£16.56	€ 22.36
BUR09085	Hydraulic adaptor BSPT solid plug, 2-1/2" BSPT	£70.05	€ 94.57

## JIC SWIVEL BLANKING CAP

www.flowfitonline.com  
TECH. DATA SHEET  
**HA01**

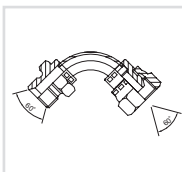


PART NUMBER	DESCRIPTION	NETT. PRICE	
		£ STERLING	€ EUROS
BUR09200	Hydraulic adaptor J C swivel blanking cap, 7/16" J C	£1.85	€ 2.50
BUR09201	Hydraulic adaptor J C swivel blanking cap, 1/2" J C	£1.94	€ 2.62
BUR09202	Hydraulic adaptor J C swivel blanking cap, 9/16" J C	£2.07	€ 2.79
BUR09203	Hydraulic adaptor J C swivel blanking cap, 3/4" J C	£2.44	€ 3.29
BUR09204	Hydraulic adaptor J C swivel blanking cap, 7/8" J C	£3.15	€ 4.25
BUR09205	Hydraulic adaptor J C swivel blanking cap, 1-1/16" J C	£4.55	€ 6.14
BUR09209	Hydraulic adaptor J C swivel blanking cap, 1-3/16" J C	£5.36	€ 7.24
BUR09206	Hydraulic adaptor J C swivel blanking cap, 1-5/16" J C	£5.89	€ 7.95
BUR09207	Hydraulic adaptor J C swivel blanking cap, 1-5/8" J C	£8.13	€ 10.98
BUR09208	Hydraulic adaptor J C swivel blanking cap, 1-7/8" J C	£12.72	€ 17.17
BUR09210	Hydraulic adaptor J C swivel blanking cap, 2-1/2" J C	£29.06	€ 39.23

## SWEPTS, PUSH-INS, HOSE-TAILS & FERRULES

### BSP MALE X BSP SWIVEL FEMALE 90° SWEEP ELBOW

www.flowfitonline.com  
TECH. DATA SHEET  
**HA01**

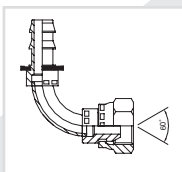


PART NUMBER	DESCRIPTION	NETT. PRICE	
		£ STERLING	€ EUROS
BUR06020	Hydraulic adaptor BSP male x BSP swivel female 90° swept elbow, 1/4" BSP	£4.55	€ 6.14
BUR06021	Hydraulic adaptor BSP male x BSP swivel female 90° swept elbow, 3/8" BSP	£5.52	€ 7.45
BUR06022	Hydraulic adaptor BSP male x BSP swivel female 90° swept elbow, 1/2" BSP	£6.69	€ 9.03
BUR06023	Hydraulic adaptor BSP male x BSP swivel female 90° swept elbow, 5/8" BSP	£9.14	€ 12.34
BUR06024	Hydraulic adaptor BSP male x BSP swivel female 90° swept elbow, 5/8" BSP	£10.45	€ 14.11
BUR06025	Hydraulic adaptor BSP male x BSP swivel female 90° swept elbow, 1" BSP	£16.88	€ 22.79
BUR06026	Hydraulic adaptor BSP male x BSP swivel female 90° swept elbow, 1-1/4" BSP	£26.53	€ 35.82
BUR06027	Hydraulic adaptor BSP male x BSP swivel female 90° swept elbow, 1-1/2" BSP	£63.84	€ 86.18
BUR06028	Hydraulic adaptor BSP male x BSP swivel female 90° swept elbow, 2" BSP	£92.53	€ 124.92

### BSP SWIVEL FEMALE X PUSH-IN 90° SWEEP

ALL PUSH-INS NOT FOR USE WITH CLIPS OR FERRULES.

www.flowfitonline.com  
TECH. DATA SHEET  
**HA01**

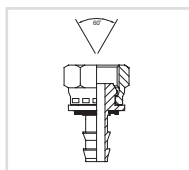


PART NUMBER	DESCRIPTION	NETT. PRICE	
		£ STERLING	€ EUROS
BUR09280	Hydraulic adaptor BSP swivel female x push-in 90° swept, 1/4" BSP x 1/4" PI	£5.36	€ 7.24
BUR09281	Hydraulic adaptor BSP swivel female x push-in 90° swept, 3/8" BSP x 3/8" PI	£6.23	€ 8.41
BUR09282	Hydraulic adaptor BSP swivel female x push-in 90° swept, 1/2" BSP x 1/2" PI	£7.54	€ 10.18
BUR09283	Hydraulic adaptor BSP swivel female x push-in 90° swept, 5/8" BSP x 5/8" PI	£10.26	€ 13.85
BUR09284	Hydraulic adaptor BSP swivel female x push-in 90° swept, 3/4" BSP x 3/4" PI	£11.24	€ 15.17
BUR09285	Hydraulic adaptor BSP swivel female x push-in 90° swept, 1" BSP x 1" PI	£21.46	€ 28.97

## BSP SWIVEL FEMALE X PUSH-IN STRAIGHT

ALL PUSH-INS NOT FOR USE WITH CLIPS OR FERRULES.

www.flowfitonline.com  
TECH. DATA SHEET  
**HA01**



PART NUMBER	DESCRIPTION	NETT. PRICE	
		£ STERLING	€ EUROS
BUR09240	Hydraulic adaptor BSP swivel female x push-in straight, 1/4" BSP x 1/4" PI	£1.41	€ 1.90
BUR09246	Hydraulic adaptor BSP swivel female x push-in straight, 1/4" BSP x 3/8" PI	£5.39	€ 7.28
BUR09241	Hydraulic adaptor BSP swivel female x push-in straight, 3/8" BSP x 3/8" PI	£1.85	€ 2.50
BUR09242	Hydraulic adaptor BSP swivel female x push-in straight, 1/2" BSP x 1/2" PI	£2.44	€ 3.29
BUR09243	Hydraulic adaptor BSP swivel female x push-in straight, 5/8" BSP x 5/8" PI	£3.24	€ 4.37
BUR09244	Hydraulic adaptor BSP swivel female x push-in straight, 3/4" BSP x 3/4" PI	£4.39	€ 5.93
BUR09245	Hydraulic adaptor BSP swivel female x push-in straight, 1" BSP x 1" PI	£6.79	€ 9.17

## R2A FERRULES

www.flowfitonline.com  
TECH. DATA SHEET  
**HA01**



PART NUMBER	DESCRIPTION	NETT. PRICE	
		£ STERLING	€ EUROS
BUR19939	Hydraulic ferrule, 1/8 R2A	£2.46	€ 3.32
BUR19940	Hydraulic ferrule, 1/4 R2A	£2.46	€ 3.32
BUR19941	Hydraulic ferrule, 3/8 R2A	£3.10	€ 4.19
BUR19942	Hydraulic ferrule, 1/2 R2A	£3.10	€ 4.19
BUR19943	Hydraulic ferrule, 5/8 R2A	£6.10	€ 8.24
BUR19944	Hydraulic ferrule, 3/4 R2A	£6.10	€ 8.24
BUR19945	Hydraulic ferrule, 1 R2A	£11.58	€ 15.63

## R2T FERRULES FOR NON-SKIVED R2T HOSE

www.flowfitonline.com  
TECH. DATA SHEET  
**HA01**



PART NUMBER	DESCRIPTION	NETT. PRICE	
		£ STERLING	€ EUROS
BUR19950	Hydraulic R2 ferrule, 1/4 R2T	£2.22	€ 3.00
BUR19951	Hydraulic R2 ferrule, 3/8 R2T	£2.86	€ 3.86
BUR19956	Hydraulic R2 ferrule, 1/2 R2T	£3.93	€ 5.31
BUR19953	Hydraulic R2 ferrule, 5/8 R2T	£5.83	€ 7.87
BUR19954	Hydraulic R2 ferrule, 3/4 R2T	£7.53	€ 10.17
BUR19955	Hydraulic R2 ferrule, 1 R2T	£12.16	€ 16.42



## BONDED SEALS

www.flowfitonline.com  
TECH. DATA SHEET  
**HA01**



Bonded seals are used in pressurised hydraulic systems as a seal between the faces of components.

They consist of a metal washer to which a trapezoidal elastomeric ring is bonded and are designed to work in hydraulic systems where the metal ring ensures that bursting forces applied to the ring are resisted.

These seals come in sizes from 1/8" BSP to 2" BSP in quantities from 10 to 100 off.

Self Centering

Nitrile Inserts

Mild Steel Cadmium

PART NUMBER	DESCRIPTION	NETT. PRICE	
		£ STERLING	€ EUROS
BS1810	Pack of 10 bonded seals 1/8" BSP	£1.47	€ 1.98
BS1825	Pack of 25 bonded seals 1/8" BSP	£3.73	€ 5.04
BS1850	Pack of 50 bonded seals 1/8" BSP	£7.42	€ 10.02
BS18100	Pack of 100 bonded seals 1/8" BSP	£14.87	€ 20.07
BS14100	Pack of 100 bonded seals 1/4" BSP	£14.87	€ 20.07
BS1425	Pack of 25 bonded seals 1/4" BSP	£3.73	€ 5.04
BS1450	Pack of 50 bonded seals 1/4" BSP	£7.42	€ 10.02
BS1410	Pack of 10 bonded seals 1/4" BSP	£1.47	€ 1.98
BS3810	Pack of 10 bonded seals 3/8" BSP	£1.64	€ 2.21
BS3825	Pack of 25 bonded seals 3/8" BSP	£4.08	€ 5.51
BS3850	Pack of 50 bonded seals 3/8" BSP	£8.18	€ 11.04
BS38100	Pack of 100 bonded seals 3/8" BSP	£16.35	€ 22.07
BS1210	Pack of 10 bonded seals 1/2" BSP	£1.80	€ 2.43
BS1225	Pack of 25 bonded seals 1/2" BSP	£4.44	€ 5.99
BS1250	Pack of 50 bonded seals 1/2" BSP	£8.93	€ 12.06
BS12100	Pack of 100 bonded seals 1/2" BSP	£17.83	€ 24.07
BS5810	Pack of 10 bonded seals 5/8" BSP	£2.24	€ 3.02
BS5825	Pack of 25 bonded seals 5/8" BSP	£5.57	€ 7.52
BS5850	Pack of 50 bonded seals 5/8" BSP	£11.16	€ 15.07
BS58100	Pack of 100 bonded seals 5/8" BSP	£22.28	€ 30.08
BS3410	Pack of 10 bonded seals 3/4" BSP	£2.24	€ 3.02
BS3425	Pack of 25 bonded seals 3/4" BSP	£5.57	€ 7.52
BS3450	Pack of 50 bonded seals 3/4" BSP	£11.16	€ 15.07
BS34100	Pack of 100 bonded seals 3/4" BSP	£22.28	€ 30.08
BS7810	Pack of 10 bonded seals 7/8" BSP	£3.73	€ 5.04
BS7825	Pack of 25 bonded seals 7/8" BSP	£9.26	€ 12.50
BS7850	Pack of 50 bonded seals 7/8" BSP	£18.56	€ 25.06
BS78100	Pack of 100 bonded seals 7/8" BSP	£37.14	€ 50.14
BS110	Pack of 10 bonded seals 1" BSP	£3.73	€ 5.04
BS125	Pack of 25 bonded seals 1" BSP	£9.26	€ 12.50
BS150	Pack of 50 bonded seals 1" BSP	£18.56	€ 25.06
BS1100	Pack of 100 bonded seals 1" BSP	£37.14	€ 50.14
BS11410	Pack of 10 bonded seals 1 1/4" BSP	£6.54	€ 8.83
BS11425	Pack of 25 bonded seals 1 1/4" BSP	£16.35	€ 22.07
BS11450	Pack of 50 bonded seals 1 1/4" BSP	£32.67	€ 44.10
BS114100	Pack of 100 bonded seals 1 1/4" BSP	£65.37	€ 88.25
BS11210	Pack of 10 bonded seals 1 1/2" BSP	£7.74	€ 10.45
BS11225	Pack of 25 bonded seals 1 1/2" BSP	£19.31	€ 26.07
BS11250	Pack of 50 bonded seals 1 1/2" BSP	£38.64	€ 52.16
BS112100	Pack of 100 bonded seals 1 1/2" BSP	£77.26	€ 104.30
BS210	Pack of 10 bonded seals 2" BSP	£11.59	€ 15.65
BS225	Pack of 25 bonded seals 2" BSP	£28.98	€ 39.12
BS250	Pack of 50 bonded seals 2" BSP	£57.95	€ 78.23
BS2100	Pack of 100 bonded seals 2" BSP	£115.86	€ 156.41



**GATES**

# GATES HYDRAULIC HOSE, FITTINGS & MACHINERY

PRODUCT	PAGE
CM2T HYDRAULIC HOSES AND FITTINGS	468
CRIMPING MACHINES: OVERVIEW	486
CUTTING MACHINES: OVERVIEW	488
HIGH PRESSURE 6000 PST HYDRAULIC HOSE AND FITTINGS	490



**QUALITY PRODUCTS**



**FREE ADVICE**

*If the part number needed is not listed please ask the Flowfit Sales Team*

## CM2T

www.flowfitonline.com  
TECH. DATA SHEET  
**GH01**



**RECOMMENDED FOR TUBE NBR** High pressure hydraulic applications. Easy to route and to install in tight areas. (Nitrile) based.

**REINFORCEMENT** Two braids of high tensile steel wire.

**COVER** SBR based.

**TEMPERATURE RANGE** -40°C to +100°C constant and +121°C intermittent.

**STANDARDS** EN 857 2SC. ISO 11237 2SC R16. SAE 100R16.

**COUPLINGS** MegaCrimp®.

**TYPE APPROVALS** DNV, GL, LR and By.

**CHARACTERISTICS/BENEFITS** 70% of EN 857 2SC.  
Superior flex impulse performance.  
Lightweight.  
CM2T hose is compatible with biodegradable hydraulic fluids like synthetic esters, polyglycols and vegetable oils as well as petroleum-based fluids.

**OPTIONAL**



CM2T-MTF: the complete range of CM2T is also available with the Gates special MegaTuff® cover which offers 300 times the abrasion resistance of the standard CM2T cover as per ISO 6945, superior ozone and weathering resistance. CM2T-MTF can also be used for in-oil (submersible) applications, please consult Gates Product Application Engineers for more info.

**IMPORTANT**

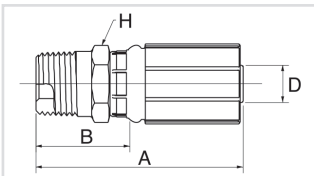


Please consult Gates Product Application Engineers for use of MegaTuff hose in reverse bending applications or for constant bending at minimum bend radius.

SIZE	DN	"	"	mm	PSI	MPa	PSI	MPa	mm	kg/100m	REF.	NETT. PRICE	
												£ STERLING	€ EUROS
-4	6	1/4	0.55	14.1	5800	40	23200	160	50	31	CM2T04	£6.70	€ 9.05
-6	10	3/8	0.7	17.7	4800	33	19200	132	65	42	CM2T06	£7.59	€ 10.25
-8	12	1/2	0.82	20.8	4000	27.5	16000	110	90	51	CM2T08	£8.50	€ 11.48
-10	16	5/8	0.97	24.6	3625	25	14500	100	100	70	CM2T10	£9.62	€ 12.99
-12	19	3/4	1.09	27.8	3100	21.5	12400	86	120	81	CM2T12	£10.88	€ 14.69
-16	25	1	1.41	35.8	2400	16.5	9600	66	150	115	CM2T16	£16.69	€ 22.53

## BSP MBSPT

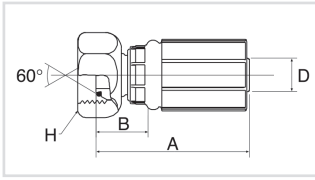
Male BSP taper.



www.flowfitonline.com  
TECH. DATA SHEET  
**GH01**

SIZE	DN	"	A	B	H	REF.	NETT. PRICE		
							£ STERLING	€ EUROS	
-4	6	1/4	R 1/4" - 19 BSP	47.9	24.8	14	4G4MBSPT	£3.77	€ 5.09
-4	6	1/4	R 3/8" - 19 BSP	49.1	26	19	4G6MBSPT	£5.59	€ 7.55
-5	8	5/16	R 3/8" - 19 BSP	50	26.1	19	5G6MBSPT	£5.82	€ 7.86
-6	10	3/8	R 3/8" - 19 BSP	49.5	26.1	19	6G6MBSPT	£3.65	€ 4.93
-6	10	3/8	R 1/2" - 14 BSP	54.3	30.9	22	6G8MBSPT	£7.27	€ 9.81
-8	12	1/2	R 3/8" - 19 BSP	59.5	27	22	8G6MBSPT	£7.15	€ 9.65
-8	12	1/2	R 1/2" - 14 BSP	63.3	30.9	22	8G8MBSPT	£4.93	€ 6.66
-10	16	5/8	R 5/8" - 14 BSP	69.9	32.4	25	10G10MBSPT	£9.72	€ 13.12
-12	20	3/4	R 3/4" - 14 BSP	74.1	35.7	32	12G12MBSPT	£8.36	€ 11.29
-16	25	1	R 1" - 11 BSP	87.5	41.6	36	16G16MBSPT	£14.61	€ 19.72

## BSP FBSPORX

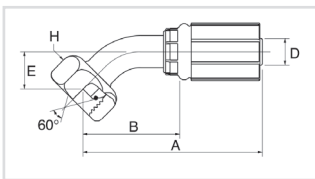


Female 1351:O' ring swivel. 60° cone.

www.flowfitonline.com  
TECH. DATA SHEET  
**GH01**

SIZE		D	DN	"	A	B	H	REF.	G	NETT. PRICE
					mm	mm	mm			£ STERLING € EUROS
-4	6	1/4	G 1/8" - 28 BSP	41.1	18	14	4G2FBSPX (1)			£4.82 € 6.51
-4	6	1/4	G 1/4" - 19 BSP	43	17	19	4G4FBSPORX			£2.07 € 2.79
-4	6	1/4	G 3/8" -19 BSP	44	18	22	4G6FBSPORX			£2.07 € 2.79
-5	8	5/16	G 3/8" -19 BSP	46	18	22	5G6FBSPORX			£2.93 € 3.96
-5	8	5/16	G 1/2" -14 BSP	46	18	27	5G8FBSPORX			£3.63 € 4.90
-6	10	3/8	G 3/8" -19 BSP	44.1	16.2	22	6G6FBSPORX			£2.19 € 2.96
-6	10	3/8	G 1/2" -14 BSP	45.8	17.9	27	6G8FBSPORX			£2.38 € 3.21
-8	12	1/2	G 3/8" -19 BSP	59.2	21.7	22	8G6FBSPORX			£4.02 € 5.43
-8	12	1/2	G 1/2" - 14 BSP	55.5	17.8	27	8G8FBSPORX			£2.68 € 3.62
-8	12	1/2	G 5/8" -14 BSP	57.2	19.7	30	8G10FBSPORX			£5.78 € 7.80
-8	12	1/2	G 3/4" -14 BSP	59	21.5	32	8G12FBSPORX			£9.18 € 12.39
-10	16	5/8	G 5/8" - 14 BSP	56.6	19.1	30	10G10FBSPORX			£3.98 € 5.37
-10	16	5/8	G 3/4" -14 BSP	59	21.5	32	10G12FBSPORX			£4.94 € 6.67
-12	20	3/4	G 3/4" - 14 BSP	71	20	32	12G12FBSPORX			£5.18 € 6.99
-12	20	3/4	G 1" - 11 BSP	73.6	22.6	41	12G16FBSPORX			£9.50 € 12.83
-16	25	1	G 3/4" -14 BSP	82.7	25.9	32	16G12FBSPORX			£21.82 € 29.46
-16	25	1	G 1" - 11 BSP	83.8	27	41	16G16FBSPORX			£7.96 € 10.75
-20	32	1.1/4	G 1.1/4" - 11 BSP	88.5	29.5	50	20G20FBSPORX			£23.59 € 31.85
-24	40	1.1/2	G 1.1/2" - 11 BSP	125	51.3	55	24GSP24FBSPORX			£19.23 € 25.96
-32	50	2	G 2" -11 BSP	152	60	70	32GSP32FBSPORX			£26.69 € 36.03

## BSP FBSPORX45

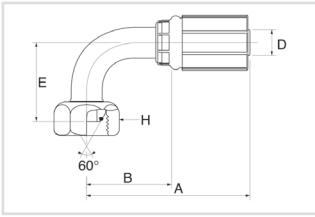


Female BSP 'O' ring swivel. 60° cone. 45° swept elbow.  
Drop dimensions meet ISO 12151-6.

www.flowfitonline.com  
TECH. DATA SHEET  
**GH01**

SIZE		D	DN	"	A	B	E	H	REF.	G	NETT. PRICE
					mm	mm	mm	mm			£ STERLING € EUROS
-4	6	1/4	G 1/4" - 19 B513	57.1	31.1	11.5	19	4G4FBSPORX45			£4.03 € 5.44
-4	6	1/4	G 3/8" - 19 B513	63.2	37.1	17.7	22	4G6FBSPORX45			£5.06 € 6.83
-5	8	5/16	G 3/8" -19 B513	66.6	38.6	16.8	22	5G6FBSPORX45			£5.73 € 7.74
-6	10	3/8	G 3/8" -19 B513	66.9	39	15.2	22	6G6FBSPORX45			£3.97 € 5.36
-6	10	3/8	G 1/2" -14 B513	71	43	19.3	27	6G8FBSPORX45			£5.40 € 7.29
-8	12	1/2	G 1/2" -14 B513	81.3	43.9	17	27	8G8FBSPORX45			£4.80 € 6.48
-8	12	1/2	G 5/8" - 14 B513	91	53.5	23	30	8G 10FB5 PORX45			£8.77 € 11.84
-10	16	5/8	G 5/8" - 14 B513	89.6	52.1	21.3	30	10G 10FB5 PORX45			£6.58 € 8.88
-10	16	5/8	G 3/4" - 14 B513	99.5	62	31.2	32	10G 12FBSPORX45			£11.01 € 14.86
-12	20	3/4	G 3/4" - 14 B513	115.4	64.4	28.3	32	12G12FBSPORX45			£8.13 € 10.98
-16	25	1	G 1" - 11 B513	135.6	78.8	30.9	41	16G 16FB5 PORX45			£13.46 € 18.17
-20	32	1.1/4	G 1.1/4" - 11 B513	139.6	93.4	37.5	50	20G20FBSPORX45			£28.83 € 38.92
-24	40	1.1/2	G 1.1/2" - 11 B513	214.5	140.8	49.7	55	24G51324FBSPORX45			£29.16 € 39.37
-32	50	2	G 2" -11 B513	276.1	184.1	62.3	70	32G51332FBSPORX45			£42.28 € 57.08

## BSP FBSPORX90

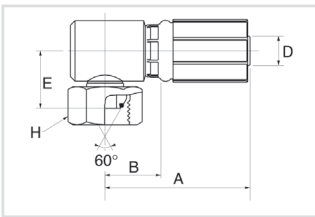


Female BSP 'O' ring swivel. 60° cone. 90° swept elbow.  
Drop dimensions meet ISO 12151-6.

www.flowfitonline.com  
TECH. DATA SHEET  
**GH01**

SIZE		D	DN	"		A	B	E	H	REF.	NETT. PRICE
					mm	mm	mm	mm	mm	G	£ STERLING € EUROS
-4	6	1/4	G 1/4" -19 B513	52.5	26.5	23.3	19	4G4FBSPORX90	£4.56	€ 6.16	
-4	6	1/4	G 3/8" -19 B513	50.6	24.3	32	22	4G6FBSPORX90	£4.68	€ 6.32	
-5	8	5/16	G 3/8" -19 B513	58	30	32	22	5G6FBSPORX90	£6.88	€ 9.29	
-6	10	3/8	G 3/8" -19 B513	61.9	34	32	22	6G6FBSPORX90	£4.62	€ 6.24	
-6	10	3/8	G 1/2" -14 B513	60.1	32.2	37.5	27	6G8FBSPORX90	£6.02	€ 8.13	
-8	12	1/2	G 1/2" -14 B513	78	40.5	37.3	27	8G8FBSPORX90	£5.59	€ 7.55	
-8	12	1/2	G 5/8" -14 B513	81.5	44	46	30	8G10FBSPORX90	£10.67	€ 14.40	
-10	16	5/8	G 5/8" -14 B513	84.1	46.6	46	30	10G10FBSPORX90	£8.02	€ 10.83	
-10	16	5/8	G 3/4" -14 B513	84.1	46.6	60	32	10G12FBSPORX90	£13.38	€ 18.06	
-12	20	3/4	G 3/4" -14 B513	107	56	60	32	12G12FBSPORX90	£9.78	€ 13.20	
-12	20	3/4	G 1" -11 B513	112.2	61.2	70	41	12G16FBSPORX90	£17.82	€ 24.06	
-16	25	1	G 3/4" -14 B513	108.8	52	54.1	32	16G12FBSPORX90	£25.93	€ 35.01	
-16	25	1	G 1" -11 B513	131.1	74.3	70	41	16G16FBSPORX90	£16.15	€ 21.80	
-20	32	1.1/4	G 1.1/4" -11 B513	129.1	82.8	80	50	20G20FBSPORX90	£34.46	€ 46.52	
-24	40	1.1/2	G 1.1/2" -11 B513	194.6	120.9	100	55	24G51324FBSPORX90	£34.87	€ 47.07	
-32	50	2	G 2" -11 B513	254.7	162.7	129.1	70	32G51332FBSPORX90	£38.97	€ 52.61	

## BSP FBSPORX90BL

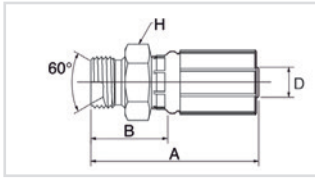


Female BSP 'O' ring swivel. 60° cone. 90° block elbow.

www.flowfitonline.com  
TECH. DATA SHEET  
**GH01**

SIZE		D	DN	"		A	B	E	H	REF.	NETT. PRICE
					mm	mm	mm	mm	mm	G	£ STERLING € EUROS
-4	6	1/4	G 1/4" -19 B513	44.2	18.2	18	19	4G4FBSPORX90BL	£4.84	€ 6.53	
-4	6	1/4	G 3/8" -19 B513	46	20	21.5	22	4G6FBSPORX90BL	£6.59	€ 8.90	
-6	10	3/8	G 3/8" -19 B513	47.9	20	21.5	22	6G6FBSPORX90BL	£5.87	€ 7.92	
-6	10	3/8	G 1/2" -14 B513	51.4	23.5	24	27	6G8FBSPORX90BL	£7.41	€ 10.00	
-8	12	1/2	G 1/2" -14 B513	55.9	23.5	24	27	8G8FBSPORX90BL	£7.30	€ 9.86	
-8	12	1/2	G 5/8" -14 B513	55.9	23.5	25.2	30	8G10FBSPORX90BL	£13.03	€ 17.59	
-10	16	5/8	G 5/8" -14 B513	62.4	24.9	27.6	30	10G10FBSPORX90BL	£16.45	€ 22.21	
-12	20	3/4	G 3/4" -14 B513	78	27	34.7	32	12G12FBSPORX90BL	£11.73	€ 15.84	
-16	25	1	G 3/4" -14 B513	86.2	29.4	37.8	32	16G12FBSPORX90BL	£23.41	€ 31.60	
-16	25	1	G 1" -11 B513	80.5	34.6	36.1	41	16G16FBSPORX90BL	£16.86	€ 22.76	

## BSP MBSPP

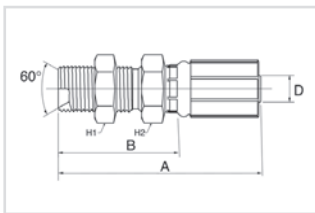


Male BSP parallel. 60° inverted cone.

www.flowfitonline.com  
TECH. DATA SHEET  
**GH01**

SIZE		D	DN	"		A	B	H	REF.	NETT. PRICE	
						mm	mm	mm	G	£ STERLING	€ EUROS
-4	6	1/4	G 1/4" - 19 BSP	51.5	25.8	19	4G4MBSPP	£2.75	€ 3.71		
-4	6	1/4	G 3/8" -19 BSP	51.8	25.8	22	4G6MBSPP	£3.00	€ 4.05		
-4	6	1/4	G 1/2" -14 BSP	59.5	33.5	27	4G8MBSPP	£4.02	€ 5.43		
-5	8	5/16	G 1/4" -19 BSP	53.5	25.5	19	5G4MBSPP	£8.62	€ 11.64		
-5	8	5/16	G 3/8" -19 BSP	53.8	25.8	22	5G6MBSPP	£4.80	€ 6.48		
-6	10	3/8	G 1/4" -19 BSP	52	24.1	19	6G4MBSPP	£13.19	€ 17.81		
-6	10	3/8	G 3/8" -19 BSP	55	27.1	22	6G6MBSPP	£2.39	€ 3.23		
-6	10	3/8	G 1/2" -14 BSP	60	32.1	27	6G8MBSPP	£3.40	€ 4.59		
-8	12	1/2	G 3/8" -19 BSP	63.5	26	22	8G6MBSPP	£4.36	€ 5.89		
-8	12	1/2	G 1/2" -14 BSP	69	31.5	27	8G8MBSPP	£3.00	€ 4.05		
-8	12	1/2	G 5/8" -14 BSP	71	33.5	30	8G10MBSPP	£9.98	€ 13.47		
-10	16	5/8	G 5/8" -14 BSP	73.5	36	30	10G10MBSPP	£6.21	€ 8.38		
-10	16	5/8	G 3/4" -14 BSP	71.5	34	32	10G12MBSPP	£5.95	€ 8.03		
-12	20	3/4	G 3/4" -14 BSP	85	34	32	12G12MBSPP	£6.06	€ 8.18		
-16	25	1	G 1" -11 BSP	101	44.2	41	16G16MBSPP	£9.34	€ 12.61		
-20	32	1.1/4	G 1" - 11 BSP	104.5	45.5	46	20G16MBSPP	£26.83	€ 36.22		
-20	32	1.1/4	G 1.1 AV - 11 BSP	110	51	50	20G20MBSPP	£32.08	€ 43.31		
-24	40	1.1/2	G 1.1/2" - 11 BSP	130	56.4	55	24GSP24MBSPP	£25.43	€ 34.33		
-32	50	2	G 2" - 11 BSP	148.8	56.8	70	32GSP32MBSPP	£84.68	€ 114.32		

## BSP MBSPPBKHD



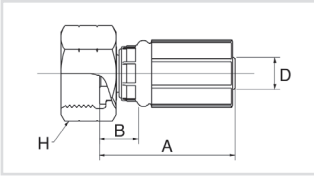
Male BSP parallel. 60° inverted cone (Bulkhead).

www.flowfitonline.com  
TECH. DATA SHEET  
**GH01**

SIZE		D	DN	"		A	B	H1	H2	REF.	NETT. PRICE	
						mm	mm	mm	mm	G	£ STERLING	€ EUROS
-6	10	3/8	G 3/8" -19 BSP	74	46.1	22	22	6G6MBSPPBKHD	£13.92	€ 18.79		
-8	12	1/2	G 1/2" - 14 BSP	88.5	51	27	27	8G8MBSPPBKHD	£17.43	€ 23.53		
-10	16	5/8	G 5/8" -14 BSP	90.5	53	30	30	10G10MBSPPBKHD	£20.94	€ 28.27		
-12	20	3/4	G 3/4" - 14 BSP	104	53	32	32	12G12MBSPPBKHD	£22.78	€ 30.75		
-16	25	1	G 1" - 11 BSP	121.2	64.4	41	41	16G16MBSPPBKHD	£27.96	€ 37.75		

## BSP FBFFX

Female BSP flat face swivel.

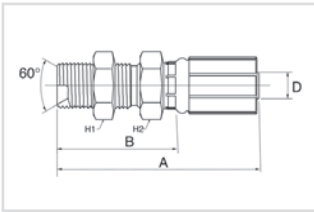


www.flowfitonline.com  
TECH. DATA SHEET  
**GH01**

D			A	B	H	REF.	NETT. PRICE		
SIZE	DN	"	mm	mm	mm	G	£ STERLING	€ EUROS	
-5	8	5/16	G 1/2" - 14 BSP	45.5	17.5	27	5G8FBFFX	£10.79	€ 14.57
-6	10	3/8	G 3/8" - 19 BSP	46	18.1	22	6G6FBFFX	£5.42	€ 7.32
-6	10	3/8	G 1/2" - 14 BSP	45.5	17.6	27	6G8FBFFX	£3.50	€ 4.73
-8	12	1/2	G 1/2" - 14 BSP	55.5	18	27	8G8FBFFX	£4.17	€ 5.63
-8	12	1/2	G 5/8" - 14 BSP	56	18.5	30	8G10FBFFX	£12.20	€ 16.47
-8	12	1/2	G 3/4" - 14 BSP	52.5	15	32	8G12FBFFX	£10.29	€ 13.89
-10	16	5/8	G 3/4" - 14 BSP	52.5	15	32	10G12FBFFX	£6.67	€ 9.00
-12	20	3/4	G 3/4" - 14 BSP	68.5	17.5	32	12G12FBFFX	£7.12	€ 9.61

## JIC 37° FJX

Female JIC swivel. 37° inverted cone.

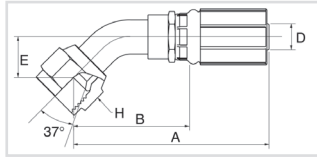


www.flowfitonline.com  
TECH. DATA SHEET  
**GH01**

D			A	B	H1	H2	REF.	NETT. PRICE		
SIZE	DN	"	mm	mm	mm	mm	G	£ STERLING	€ EUROS	
-4	6	1/4	7/16" - 20 UNF	69.7	43.7	10	14	4G4FX 455	£4.55	€ 6.14
-4	6	1/4	1/2" - 20 UNF	65.8	39.7	11	17	4G5FX 45-011	£6.21	€ 8.38
-4	6	1/4	9/16" - 18 UNF	77.8	51.8	11	19	4G6FX 455	£3.90	€ 5.27
-5	8	5/16	1/2" - 20 UNF	68.3	40.3	11	17	5G5FX 45-011	£11.95	€ 16.13
-5	8	5/16	9/16" - 18 UNF	72.4	44.4	11	19	5G6FX 455	£5.25	€ 7.09
-6	10	3/8	7/16" - 20 UNF	72.7	44.8	10	14	6G4FX 455	£4.93	€ 6.66
-6	10	3/8	9/16" - 18 UNF	77.5	49.6	11	19	6G6FX 455	£3.82	€ 5.16
-6	10	3/8	3/4" - 16 UNF	89.1	61.6	15	24	6G8FX 455	£4.93	€ 6.66
-8	12	1/2	3/4" - 16 UNF	86.9	49.5	15	24	8G8FX 455	£4.99	€ 6.74
-8	12	1/2	7/8" - 14 UNF	96.8	59.4	16	27	8G10FX 455	£6.26	€ 8.45
-10	16	5/8	7/8" - 14 UNF	96.4	59	16	27	10G10FX 455	£5.72	€ 7.72
-10	16	5/8	1.1/16" - 12 UN	116	78.5	21	32	10G12FX 455	£7.69	€ 10.38
-12	20	3/4	7/8" - 14 UNF	116.3	65.3	19	27	12G10FX 455	£31.03	€ 41.89
-12	20	3/4	1.1/16" - 12 UN	129.2	78.2	21	32	12G12FX 455	£8.60	€ 11.61
-12	20	3/4	1.5/16" - 12 UN	133.1	82.1	24	41	12G16FX 455	£19.69	€ 26.58
-16	25	1	1.5/16" - 12 UN	144.3	87.5	24	41	16G16FX 455	£14.08	€ 19.01



## JIC 37° FJX45S



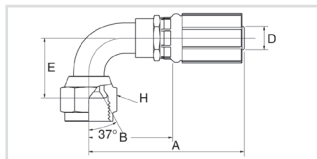
Female JIC swivel. 37° inverted cone.

45° swept elbow. Short drop (-4 to -16 drop dimensions meet ISO 12151-5).

www.flowfitonline.com  
TECH. DATA SHEET  
**GH01**

D				A	B	E	H	REF.	NETT. PRICE	
SIZE	DN	"		mm	mm	mm	mm	G	£ STERLING	€ EUROS
-4	6	1/4	7/16" - 20 UNF	70.	44.	10.0	14.0	4G4FX 455	£4.55	€ 6.14
-4	6	1/4	1/2" - 20 UNF	66.	40.	11.0	17.0	4G5FX 45-011	£6.21	€ 8.38
-4	6	1/4	9/16" - 18 UNF	78.	52.	11.0	19.0	4G6FX 455	£3.90	€ 5.27
-5	8	5/16	1/2" - 20 UNF	68.	40.	11.0	17.0	5G5FX 45-011	£11.94	€ 16.12
-5	8	5/16	9/16" - 18 UNF	72.	44.	11.0	19.0	5G6FX 455	£5.24	€ 7.07
-6	10	3/8	7/16" - 20 UNF	73.	45.	10.0	14.0	6G4FX 455	£4.93	€ 6.66
-6	10	3/8	9/16" - 18 UNF	78.	50.	11.0	19.0	6G6FX 455	£3.83	€ 5.17
-6	10	3/8	3/4" - 16 UNF	89.	62.	15.0	24.0	6G8FX 455	£4.93	€ 6.66
-8	12	1/2	3/4" - 16 UNF	87.	50.	15.0	24.0	8G8FX 455	£4.99	€ 6.74
-8	12	1/2	7/8" - 14 UNF	97.	59.	16.0	27.0	8G10FX 455	£6.26	€ 8.45
-10	16	5/8	7/8" - 14 UNF	96.	59.0	16.0	27.0	10G10FX 455	£5.73	€ 7.74
-10	16	5/8	1.1/16" - 12 UN	116.0	79.	21.0	32.0	10G12FX 455	£7.69	€ 10.38
-12	20	3/4	7/8" - 14 UNF	116.	65.	19.0	27.0	12G10FX 455	£31.03	€ 41.89
-12	20	3/4	1.1/16" - 12 UN	129.	78.	21.0	32.0	12G12FX 455	£8.60	€ 11.61
-12	20	3/4	1.5/16" - 12 UN	133.	82.	24.0	41.0	12G16FX 455	£19.69	€ 26.58
-16	25	1	1.5/16" - 12 UN	144.	88.	24.0	41.0	16G16FX 455	£14.08	€ 19.01
-20	32	1.1/4	1.5/8" - 12 UN	169.0	110.0	35.0	51.	20G20FX 45	£33.15	€ 44.75

## JIC 37° FJX90S



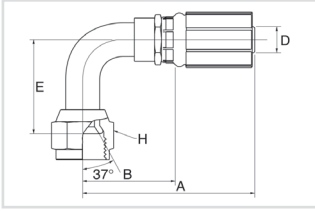
Female JIC swivel. 37° inverted cone. 90° swept elbow.

Short drop (-4 to -16 drop dimensions meet ISO 12151-5).

www.flowfitonline.com  
TECH. DATA SHEET  
**GH01**

D				A	B	E	H	REF.	NETT. PRICE	
SIZE	DN	"		mm	mm	mm	mm	G	£ STERLING	€ EUROS
-4	6	1/4	7/16" - 20 UNF	63.1	37.1	21	14	4G4FX 905	£4.41	€ 5.95
-4	6	1/4	1/2" - 20 UNF	62.2	36.2	23	17	4G5FX 90-023	£5.96	€ 8.05
-4	6	1/4	9/16" - 18 UNF	70.5	44.4	23	19	4G6FX 905	£4.07	€ 5.49
-5	8	5/16	9/16" - 18 UNF	75.2	47.2	23	19	5G6FX 905	£17.64	€ 23.81
-6	10	3/8	7/16" - 20 UNF	66.1	38.2	21	14	6G4FX 905	£4.93	€ 6.66
-6	10	3/8	9/16" - 18 UNF	74.2	46.3	23	19	6G6FX 905	£3.81	€ 5.14
-6	10	3/8	3/4" - 16 UNF	82.6	54.7	29	24	6G8FX 905	£4.75	€ 6.41
-8	12	1/2	9/16" - 18 UNF	77.3	39.9	41	24	8G6FX 905	£5.48	€ 7.40
-8	12	1/2	3/4" - 16 UNF	81	43.5	29	24	8G8FX 905	£4.51	€ 6.09
-8	12	1/2	7/8" - 14 UNF	93.3	55.8	32	27	8G10FJ X905	£6.19	€ 8.36
-8	12	1/2	1.1/16" - 12 UN	107.5	70	48	32	8G12FJ X905	£15.27	€ 20.61
-10	16	5/8	7/8" - 14 UNF	89	51.5	36	27	10G10FX 90-036	£6.25	€ 8.44
-10	16	5/8	1.1/16" - 12 UN	106.1	68.6	48	32	10G12FJ X905	£7.69	€ 10.38
-12	20	3/4	1.1/16" - 12 UN	122.4	71.4	48	32	12G12FJ X905	£8.11	€ 10.95
-12	20	3/4	1.3/16" - 12 UN	124	73	54	36	12G14FX 90-054	£13.31	€ 17.97
-12	20	3/4	1.5/16" - 12 UN	132.7	81.7	56	41	12G16FJ X905	£22.90	€ 30.92
-16	25	1	1.5/16" - 12 UN	145.6	88.8	56	41	16G16FX 905	£13.60	€ 18.36
-16	25	1	1.5/8" - 12 UN	167	110.2	75	50.8	16G20FX 905	£27.39	€ 36.98

## JIC 37° FJX90M

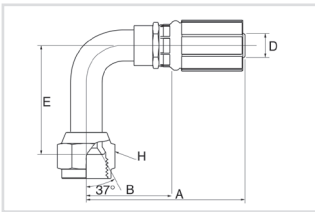


Female JIC swivel. 37° inverted cone. 90° swept elbow.  
Medium drop (-4 to -20 drop dimensions meet ISO 12151-5).

www.flowfitonline.com  
TECH. DATA SHEET  
**GH01**

SIZE		D			A	B	E	H	REF.	NETT. PRICE	
	DN	"		mm	mm	mm	mm	mm	G	£ STERLING	€ EUROS
-4	6	1/4	7/16" - 20 UNF	63.	37.	32.0	14.0		4G4FX 90M	£4.55	€ 6.14
-4	6	1/4	1/2" - 20 UNF	57.	31.	32.0	17.0		4G5FX 90M	£5.49	€ 7.41
-4	6	1/4	9/16" - 18 UNF	65.	39.	38.0	19.0		4G6FX 90M	£5.16	€ 6.97
-5	8	5/16	1/2" - 20 UNF	56.0	28.0	29.	16.		5G5FX 90M	£7.18	€ 9.69
-5	8	5/16	9/16" - 18 UNF	76.0	48.0	38.0	19.0		5G6FX 90M	£5.35	€ 7.22
-6	10	3/8	9/16" - 18 UNF	74.	46.	38.0	19.0		6G6FX 90M	£3.93	€ 5.31
-6	10	3/8	3/4" - 16 UNF	84.	56.	41.0	24.0		6G8FX 90M	£4.88	€ 6.59
-6	10	3/8	7/8" - 14 UNF	83.	55.	47.0	27.0		6G10FX 90M	£18.77	€ 25.34
-8	12	1/2	3/4" - 16 UNF	77.	40.	41.0	24.0		8G8FX 90M	£4.65	€ 6.28
-8	12	1/2	7/8" - 14 UNF	93.	56.	47.0	27.0		8G10FX 90M	£7.15	€ 9.65
-10	16	5/8	7/8" - 14 UNF	93.	56.	47.0	27.0		10G10FX 90M	£6.44	€ 8.69
-10	16	5/8	1.1/16" - 12 UN	102.	64.	58.0	32.0		10G12FX 90M	£8.88	€ 11.99
-12	20	3/4	7/8" - 14 UNF	114.	63.	47.0	27.0		12G10FX 90M	£25.28	€ 34.13
-12	20	3/4	1.1/16" - 12 UN	122.	71.	58.0	32.0		12G12FX 90M	£8.37	€ 11.30
-16	25	1	1.5/16" - 12 UN	120.0	63.	67.	38.		16G16FX 90M	£14.04	€ 18.95
-20	32	1.1/4	1.5/8" - 12 UN	138.0	79.0	89.	51.		20G20FX 90M	£21.27	€ 28.71
-24	40	1.1/2	1.7/8" - 12 UN	212.0	138.	89.0	60.0		24G51324FX 90-089	£32.48	€ 43.85
-32	50	2	2.1/2" - 12 UN	272.0	180.	140.0	75.0		32G51332FX 90	£39.21	€ 52.93

## JIC 37° FJX90L



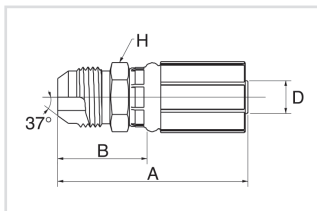
Female JIC swivel. 37° inverted cone. 90° swept elbow.  
Long drop (-4 to -20 drop dimensions meet ISO 12151-5).

www.flowfitonline.com  
TECH. DATA SHEET  
**GH01**

SIZE		D			A	B	E	H	REF.	NETT. PRICE	
	DN	"		mm	mm	mm	mm	mm	G	£ STERLING	€ EUROS
-4	6	1/4	7/16" - 20 UNF	63.1	37.1	46	14		4G4FX 90L	£5.46	€ 7.37
-4	6	1/4	1/2" - 20 UNF	57.2	31.2	46	17		4G5FX 90L	£5.80	€ 7.83
-4	6	1/4	9/16" - 18 UNF	69.3	43.2	54	19		4G6FX 90L	£6.10	€ 8.24
-6	10	3/8	7/16" - 20 UNF	60.2	32.3	46	14		6G4FX 90L	£6.23	€ 8.41
-6	10	3/8	9/16" - 18 UNF	74.2	46.3	54	19		6G6FX 90L	£4.52	€ 6.10
-6	10	3/8	3/4" - 16 UNF	84.5	56.6	64	24		6G8FX 90L	£8.60	€ 11.61
-8	12	1/2	3/4" - 16 UNF	77.3	39.9	64	24		8G8FX 90L	£6.27	€ 8.46
-8	12	1/2	7/8" - 14 UNF	93.3	55.8	70	27		8G10FX 90L	£7.35	€ 9.92
-10	16	5/8	7/8" - 14 UNF	85.9	48.4	70	27		10G10FX 90L	£11.38	€ 15.36
-10	16	5/8	1.1/16" - 12 UN	116.5	79	96	32		10G12FX 90L	£16.59	€ 22.40
-12	20	3/4	1.1/16" - 12 UN	122.4	71.4	96	32		12G12FX 90L	£9.63	€ 13.00
-12	20	3/4	1.3/16" - 12 UN	107.4	56.4	100	36		12G14FX 90-100	£16.87	€ 22.77
-16	25	1	1.5/16" - 12 UN	114.9	58.1	110	38.1		16G16FX 90L	£14.40	€ 19.44
-20	32	1.1/4	1.5/8" - 12 UN	158	99	129	50.8		20G20FX 90L	£24.93	€ 33.66

## JIC 37° MJ

www.flowfitonline.com  
TECH. DATA SHEET  
**GH01**

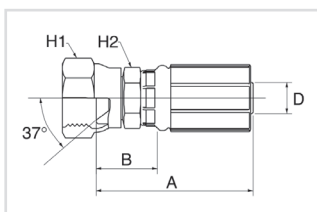


Male J C parallel. 37° cone.

SIZE		D	DN	"		A	B	H	REF.	NETT. PRICE
					mm	mm	mm	G	£ STERLING	€ EUROS
-4	6	1/4	7/16" - 20 UNF	55.5	29.5	14	4G4MJ	£2.30	€ 3.11	
-4	6	1/4	1/2" - 20 UNF	55.5	29.5	14	4G5MJ	£3.27	€ 4.41	
-4	6	1/4	9/16" - 18 UNF	56.5	30.5	17	4G6MJ	£4.07	€ 5.49	
-5	8	5/16	1/2" - 20 UNF	57.5	29.5	17	5G5MJ	£3.65	€ 4.93	
-5	8	5/16	9/16" - 18 UNF	57.5	29.5	17	5G6MJ	£3.22	€ 4.35	
-6	10	3/8	9/16" - 18 UNF	58.5	30.6	17	6G6MJ	£2.36	€ 3.19	
-6	10	3/8	3/4" - 16 UNF	63	35.1	19	6G8MJ	£2.80	€ 3.78	
-6	10	3/8	7/8" - 14 UNF	67	39.1	24	6G10MJ	£4.35	€ 5.87	
-8	12	1/2	3/4" - 16 UNF	71.5	34	22	8G8MJ	£3.04	€ 4.10	
-8	12	1/2	7/8" - 14 UNF	74	36.5	24	8G10MJ	£3.47	€ 4.68	
-8	12	1/2	1.1/16" - 12 UN	81	43.5	27	8G12MJ	£6.12	€ 8.26	
-10	16	5/8	3/4" - 16 UNF	74.5	37	24	10G8MJ	£11.69	€ 15.78	
-10	16	5/8	7/8" - 14 UNF	77	39.5	24	10G10MJ	£4.74	€ 6.40	
-10	16	5/8	1.1/16" - 12 UN	81	43.5	27	10G12MJ	£6.47	€ 8.73	
-12	20	3/4	1.1/16" - 12 UN	94.5	43.5	27	12G12MJ	£5.31	€ 7.17	
-12	20	3/4	1.3/16" - 12 UN	95.5	44.5	32	12G14MJ	£9.00	€ 12.15	
-12	20	3/4	1.5/16" - 12 UN	96	45	36	12G16MJ	£7.62	€ 10.29	
-16	25	1	1.5/16" - 12 UN	104.5	47.7	36	16G16MJ	£7.75	€ 10.46	
-16	25	1	1.5/8" - 12 UN	109	52.2	44.5	16G20MJ	£21.42	€ 28.92	
-20	32	1.1/4	1.5/8" - 12 UN	112.5	53.5	44.5	20G20MJ	£30.08	€ 40.61	
-24	40	1.1/2	1.7/8" - 12 UN	130	56.4	50	24GSP24MJ	£23.82	€ 32.16	
-32	50	2	2.1/2" - 12 UN	161.1	69.1	65	32GSP32MJ	£32.21	€ 43.48	

## JIS FJISX

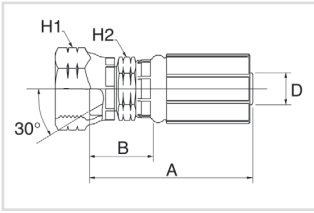
www.flowfitonline.com  
TECH. DATA SHEET  
**GH01**



Female Japanese swivel. 30° inverted cone. BSP thread.

SIZE		D	DN	"		A	B	H1	H2	REF.	NETT. PRICE
					mm	mm	mm	mm	G	£ STERLING	€ EUROS
-4	6	1/4	G 1/4" - 19 BSP	47.0	21.0	19.	19.	4G4FJ SX	£5.69	€ 7.68	
-6	10	3/8	G 3/8" - 19 BSP	52.0	24.	22.0	17.0	6G6FJ SX	£5.30	€ 7.16	
-8	12	1/2	G 1/2" - 14 BSP	68.	30.	27.0	22.0	8G8FJ SX	£6.43	€ 8.68	
-12	20	3/4	G 3/4" - 14 BSP	81.	30.	36.0	30.0	12G12FJ SX	£10.52	€ 14.20	
-16	25	1	G 1" - 11 BSP	94.0	37.	41.0	41.0	16G16FJ SX	£14.18	€ 19.14	

## JIS FKX

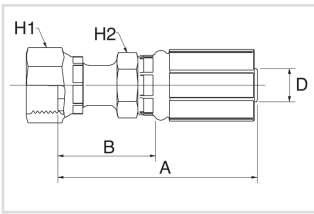


Female Japanese swivel. 30° inverted cone. Metric thread.

www.flowfitonline.com  
TECH. DATA SHEET  
**GH01**

SIZE		D	DN	"		A	B	H1	H2	REF.	NETT. PRICE
						mm	mm	mm	mm	G	£ STERLING € EUROS
-4	6	1/4	M14 x 1.5	46.5	20.5	19.1	14.3	4G4FKX	£5.92	€ 7.99	
-6	10	3/8	M18 x 1.5	52	24.1	22.2	17.5	6G6FKX	£5.94	€ 8.02	
-8	12	1/2	M22 x 1.5	61.5	24	27	22	8G8FKX	£7.71	€ 10.41	
-10	16	5/8	M24 x 1.5	63.5	26	32	24	10G10FKX	£7.71	€ 10.41	
-12	20	3/4	M30 x 1.5	82.3	31.3	36	30	12G12FKX	£10.00	€ 13.50	
-16	25	1	M33 x 1.5	92.5	35.7	41.3	34.9	16G16FKX	£14.50	€ 19.58	
-20	32	1.1/4	M36 x 1.5	105	46	50.8	44.5	20G20FKX	£40.28	€ 54.38	

## SAE FFORX

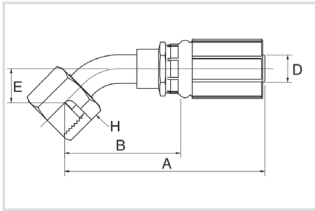


Female SAE flat face 'O' ring swivel.

www.flowfitonline.com  
TECH. DATA SHEET  
**GH01**

SIZE		D	DN	"		A	B	H1	H2	REF.	NETT. PRICE
						mm	mm	mm	mm	G	£ STERLING € EUROS
-4	6	1/4	9/16" - 18 UNF	52.7	26.7	17.0	15.0	4G4FFORX	£2.97	€ 4.01	
-4	6	1/4	11/16" - 16 UN	51.1	25.1	22.0	15.0	4G6FFORX	£4.30	€ 5.81	
-4	6	1/4	13/16" - 16 UN	50.5	24.5	24.0	15.0	4G8FFORX	£9.59	€ 12.95	
-5	8	5/16	11/16" - 16 UN	61.5	33.5	22.0	17.0	5G6FFORX	£4.95	€ 6.68	
-6	10	3/8	9/16" - 18 UNF	78.3	50.3	17.0	17.0	6G4FFORX	£7.26	€ 9.80	
-6	10	3/8	11/16" - 16 UN	58.	28.9	22.0	18.0	6G6FFORX	£3.68	€ 4.97	
-6	10	3/8	13/16" - 16 UN	57.	28.6	24.0	18.0	6G8FFORX	£4.11	€ 5.55	
-6	10	3/8	13/16" - 16 UN	55.	25.9	30.0	18.0	6G10FFORX	£18.70	€ 25.25	
-8	12	1/2	11/16" - 16 UN	95.9	58.4	22.0	22.0	8G6FFORX	£7.37	€ 9.95	
-8	12	1/2	13/16" - 16 UN	66.5	31.3	24.0	22.0	8G8FFORX	£4.27	€ 5.76	
-8	12	1/2	1" - 14 UNS	70.0	34.8	30.0	22.0	8G10FFORX	£7.47	€ 10.08	
-8	12	1/2	1.3/16" - 12 UN	71.5	36.3	36.0	22.0	8G12FFORX	£12.41	€ 16.75	
-10	12	5/8	13/16" - 16 UN	97.2	59.7	24.0	24.0	10G8FFORX	£12.68	€ 17.12	
-10	16	5/8	1" - 14 UNS	76.0	38.5	30.0	24.0	10G10FFORX	£5.44	€ 7.34	
-10	16	5/8	1.3/16" - 12 UN	77.0	39.5	36.0	24.0	10G12FFORX	£12.68	€ 17.12	
-12	20	3/4	1" - 14 UNS	95.	44.1	30.0	30.0	12G10FFORX	£15.64	€ 21.11	
-12	20	3/4	1.3/16" - 12 UN	92.8	41.8	36.0	30.0	12G12FFORX	£8.03	€ 10.84	
-12	20	3/4	1.7/16" - 12 UN	88.3	37.3	41.0	30.0	12G16FFORX	£10.00	€ 13.50	
-16	25	1	1.7/16" - 12 UN	110.0	53.2	41.3	41.0	16G16FFORX	£11.82	€ 15.96	
-16	25	1	1.11/16" - 12 UN	104.5	47.7	47.6	41.0	16G20FFORX	£31.30	€ 42.26	
-20	32	1.1/4	1.11/16" - 12 UN	117.5	58.5	47.6	50.0	20G20FFORX	£33.15	€ 44.75	
-24	40	1.1/2	2" - 12 UN	137.0	63.4	60.0	55.0	24G5P24FFORX	£32.48	€ 43.85	

# SAE FFORX45S



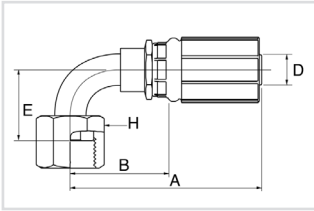
Female SAE flat face 'O' ring swivel. 45° swept elbow.  
Short drop (-4 to -20 drop dimensions meet ISO 12151-5).

SIZE		D		A		B		E		H		REF.	NETT. PRICE	
		DN	"	mm	mm	mm	mm	mm	mm	mm	mm	G	£ STERLING	€ EUROS
-4	6	6	1/4	65.2	39.2	10	17	4G4FFORX45S	£4.36	€ 5.89				
-4	6	6	1/4	68.5	42.5	11	22	4G6FFORX45S	£5.22	€ 7.05				
-5	8	8	5/16	69.4	41.4	11	22	5G6FFORX45S	£8.60	€ 11.61				
-6	10	10	3/8	66.1	38.1	10	17	6G4FFORX45S	£11.41	€ 15.40				
-6	10	10	3/8	69.8	41.9	11	22	6G6FFORX45S	£4.83	€ 6.52				
-6	10	10	3/8	85.2	57.3	15	24	6G8FFORX45S	£6.01	€ 8.11				
-8	12	12	1/2	90.7	53.2	11	22	8G6FFORX45S	£11.41	€ 15.40				
-8	12	12	1/2	89	51.6	15	24	8G8FFORX45S	£6.07	€ 8.19				
-8	12	12	1/2	101	63.5	16	30	8G10FFORX45S	£9.02	€ 12.18				
-8	12	12	1/2	110.3	72.8	21	36	8G12FFORX45S	£17.29	€ 23.34				
-10	16	16	5/8	96.8	59.3	15	24	10G8FFORX45S	£12.77	€ 17.24				
-10	16	16	5/8	100.5	63	16	30	10G10FFORX45S	£10.34	€ 13.96				
-10	16	16	5/8	105.9	68.4	21	36	10G12FFORX45S	£11.06	€ 14.93				
-12	20	20	3/4	113	62	16	30	12G10FFORX45S	£18.62	€ 25.14				
-12	20	20	3/4	118.4	67.4	21	36	12G12FFORX45S	£10.04	€ 13.55				
-12	20	20	3/4	122	71	24	41	12G16FFORX45S	£17.95	€ 24.23				
-16	25	25	1	132.5	75.7	21	36	16G12FFORX45S	£39.89	€ 53.85				
-16	25	25	1	146.9	90.1	24	41	16G16FFORX45S	£15.31	€ 20.67				
-20	32	32	1.1/4	158	99	25	50	20G20FFORX45S	£33.64	€ 45.41				

**If the part number needed is not listed please ask the Flowfit Sales Team**

## SAE FFORX905

www.flowfitonline.com  
TECH. DATA SHEET  
**GH01**

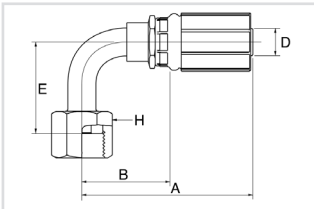


Female SAE flat face 'O' ring swivel. 90° swept elbow.  
Short drop (-4 to -20 drop dimensions meet ISO 12151-1).

SIZE	D			A	B	E	H	REF. G	NETT. PRICE	
	DN	"							mm	mm
-4	6	1/4	9/16" - 18 UNF	60.2	34.4	21	17	4G4FFORX905	£5.81	€ 7.84
-4	6	1/4	11/16" - 16 UN	63.4	37.4	23	22	4G6FFORX905	£5.07	€ 6.84
-5	8	5/16	11/16" - 16 UN	72	44	23	22	5G6FFORX905	£8.77	€ 11.84
-6	10	3/8	9/16" - 18 UNF	61.4	33.6	21	17	6G4FFORX905	£7.84	€ 10.58
-6	10	3/8	11/16" - 16 UN	72.5	44.6	23	22	6G6FFORX905	£4.86	€ 6.56
-6	10	3/8	13/16" - 16 UN	73	45.1	29	24	6G8FFORX905	£6.01	€ 8.11
-8	12	1/2	11/16" - 16 UN	83.5	46	23	22	8G6FFORX905	£16.14	€ 21.79
-8	12	1/2	13/16" - 16 UN	83.9	46.5	29	24	8G8FFORX905	£6.03	€ 8.14
-8	12	1/2	1" - 14 UNS	92.9	55.4	32	30	8G1OFFORX905	£6.84	€ 9.23
-8	12	1/2	1.3/16" - 12 UN	102.9	65.4	48	36	8G12FFORX905	£17.29	€ 23.34
-10	16	5/8	13/16" - 16 UN	92.4	54.9	29	24	10G8FFORX905	£12.77	€ 17.24
-10	16	5/8	1" - 14 UNS	92.5	55	32	30	10G1OFFORX905	£11.50	€ 15.53
-10	16	5/8	1.3/16" - 12 UN	96.3	58.8	48	36	10G12FFORX905	£13.26	€ 17.90
-12	20	3/4	1" - 14 UNS	104	53	32	30	12G1OFFORX905	£30.56	€ 41.26
-12	20	3/4	1.3/16" - 12 UN	109	58	48	36	12G12FFORX905	£9.92	€ 13.39
-12	20	3/4	1.7/16" - 12 UN	128.5	77.5	56	41	12G16FFORX905	£23.07	€ 31.14
-16	25	1	1.3/16" - 12 UN	129.4	72.6	48	36	16G12FFORX905	£38.97	€ 52.61
-16	25	1	1.7/16" - 12 UN	129.9	73.1	56	41	16G16FFORX905	£15.61	€ 21.07
-20	32	1.1/4	1.11/16" - 12 UN	150	91	64	50	20G2OFFORX905	£26.85	€ 36.25

## SAL FFORX90M

www.flowfitonline.com  
TECH. DATA SHEET  
**GH01**

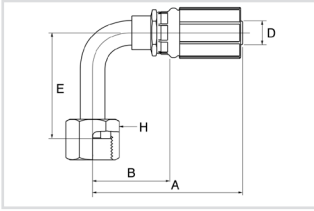


Female SAE flat face 'O' ring swivel. 90° swept elbow.  
Medium drop (-4 to -20 drop dimensions meet ISO 12151-1).

SIZE	D			A	B	E	H	REF. G	NETT. PRICE	
	DN	"							mm	mm
-4	6	1/4	9/16" - 18 UNF	56.2	30.2	32	17	4G4FFORX90M	£3.85	€ 5.20
-4	6	1/4	11/16" - 16 UN	63.4	37.4	38	22	4G6FFORX90M	£5.22	€ 7.05
-6	10	3/8	11/16" - 16 UN	63.6	35.7	38	22	6G6FFORX90M	£4.84	€ 6.53
-6	10	3/8	13/16" - 16 UN	68.5	40.6	41	24	6G8FFORX90M	£6.01	€ 8.11
-8	12	1/2	13/16" - 16 UN	83.9	46.5	41	24	8G8FFORX90M	£5.67	€ 7.65
-8	12	1/2	1" - 14 UNS	93.2	55.7	47	30	8G1OFFORX90M	£6.76	€ 9.13
-10	16	5/8	1" - 14 UNS	92.8	55.3	47	30	10G1OFFORX90M	£10.24	€ 13.82
-12	20	3/4	1.3/16" - 12 UN	109	58	58	36	12G12FFORX90M	£10.22	€ 13.80
-16	25	1	1.7/16" - 12 UN	129.9	73.1	71	41	16G16FFORX90M	£16.16	€ 21.82
-16	25	1	1.11/16" - 12 UN	156	99.2	78	50	16G2OFFORX90M	£36.50	€ 49.28
-20	32	1.1/4	1.11/16" - 12 UN	140	81	78	50	20G2OFFORX90M	£36.04	€ 48.65



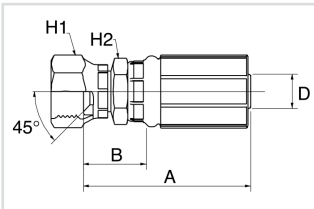
## SAE FFORX90L



Female SAE flat face 'O' ring swivel. 90° swept elbow.  
Long drop (-4 to -20 drop dimensions meet ISO 12151-1).

D			A B E H				REF.	NETT. PRICE		
SIZE	DN	"	mm	mm	mm	mm	G	£ STERLING	€ EUROS	
-4	6	1/4	9/16" - 18 UNF	56.2	30.2	46	17	4G4FFORX90L	£7.19	€ 9.71
-4	6	1/4	11/16" - 16 UN	61.6	35.6	54	22	4G6FFORX90L	£6.66	€ 8.99
-4	6	1/4	13/16" - 16 UN	67.1	41.1	64	24	4G8FFORX90L	£17.11	€ 23.10
-6	10	3/8	11/16" - 16 UN	69.3	41.4	54	22	6G6FFORX90L	£5.56	€ 7.51
-6	10	3/8	13/16" - 16 UN	69	41.1	64	24	6G8FFORX90L	£6.92	€ 9.34
-8	12	1/2	13/16" - 16 UN	83.9	46.5	64	24	8G8FFORX90L	£8.82	€ 11.91
-8	12	1/2	1" - 14 UNS	90.6	53.1	70	30	8G1OFFORX90L	£10.33	€ 13.95
-10	16	5/8	13/16" - 16 UN	92.4	54.9	64	24	10G8FFORX90L	£12.77	€ 17.24
-10	16	5/8	1" - 14 UNS	90.2	52.7	70	30	10G1OFFORX90L	£13.50	€ 18.23
-12	20	3/4	1.3/16" - 12 UN	118.2	67.2	96	36	12G12FFORX90L	£17.02	€ 22.98
-16	25	1	1.7/16" - 12 UN	129.9	73.1	114	41	16G16FFORX90L	£27.33	€ 36.90
-20	32	1.1/4	1.11/16" - 12 UN	140	81	129	50	20G2OFFORX90L	£36.50	€ 49.28

## SAE 45° FSX

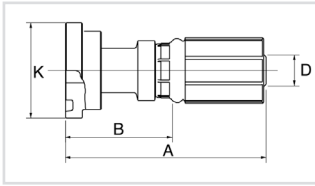


Female SAE swivel. 45° inverted cone.

D			A B H1 H2				REF.	NETT. PRICE		
SIZE	DN	"	mm	mm	mm	mm	G	£ STERLING	€ EUROS	
-4	6	1/4	7/16" - 20 UNF	48	22	14.3	12.7	4G4FSX	£6.79	€ 9.17
-4	6	1/4	1/2" - 20 UNF	46.5	20.5	17.5	12.7	4G5FSX	£7.74	€ 10.45
-4	6	1/4	5/8" - 18 UNF	48.5	22.5	19.1	15.9	4G6FSX	£4.38	€ 5.91
-5	8	5/16	5/8" - 18 UNF	52	24	19.1	15.9	5G6FSX	£18.24	€ 24.62
-6	10	3/8	5/8" - 18 UNF	52	24.1	19.1	15.9	6G6FSX	£3.77	€ 5.09
-6	10	3/8	3/4" - 16 UNF	51.5	23.5	22.2	17.5	6G8FSX	£4.15	€ 5.60
-8	12	1/2	3/4" - 16 UNF	60	22.5	22.2	20.6	8G8FSX	£4.84	€ 6.53
-8	12	1/2	7/8" - 14 UNF	63	25.5	27	20.6	8G1OFSX	£4.90	€ 6.62
-12	20	3/4	1.1/16" - 14 UNS	78.5	27.5	31.8	27	12G12FSX	£8.42	€ 11.37

## SAE FL

SAE '0' ring flange. Code 61.

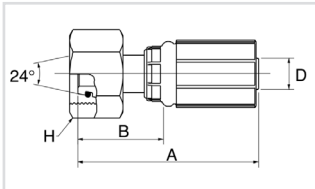


www.flowfitonline.com  
TECH. DATA SHEET  
**GH01**

D			A	B	K	KIT	REF.	NETT. PRICE		
SIZE	DN	"	mm	mm	mm	mm	G	£ STERLING	€ EUROS	
-8	12	1/2	1/2"	80	42.5	30.2	8 PA-FL	8G8FL	£7.24	€ 9.77
-8	12	1/2	3/4"	80	42.5	38.1	12 PA-FL	8G12FL	£16.79	€ 22.67
-10	16	5/8	3/4"	98	60.5	38.1	12 PA-FL	10G12FL	£18.53	€ 25.02
-12	20	3/4	3/4"	98	47	38.1	12 PA-FL	12G12FL	£8.19	€ 11.06
-12	20	3/4	1"	88.8	37.8	44.5	16 PA-FL	12G16FL	£11.50	€ 15.53
-16	25	1	1"	105	48.2	44.5	16 PA-FL	16G16FL	£10.88	€ 14.69
-16	25	1	1.1/4"	105	48.2	50.8	20 PA-FL	16G20FL	£18.72	€ 25.27
-16	25	1	1.1/2"	96	39.2	60.3	24 PA-FL	16G24FL	£19.92	€ 26.89
-20	32	1.1/4	1.1/4"	112.5	53.5	50.8	20 PA-FL	20G20FL	£32.42	€ 43.77
-20	32	1.1/4	1.1/2"	117.5	58.5	60.3	24 PA-FL	20G24FL	£32.92	€ 44.44
-24	40	1.1/2	1.1/2"	152.9	79.3	60.3	24 PA-FL	24GSP24FL	£16.22	€ 21.90
-24	40	1.1/2	2"	152.9	79.3	71.4	32 PA-FL	24GSP32FL	£31.43	€ 42.43
-32	50	2	2"	159.3	67.3	71.4	32 PA-FL	32GSP32FL	£21.07	€ 28.44

## DIN 24° FDLORX

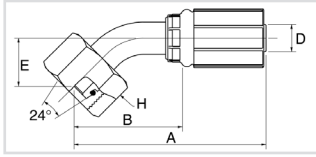
Female DIN 'CY' ring swivel. 24° cone. Light series.



www.flowfitonline.com  
TECH. DATA SHEET  
**GH01**

D			A	B	H	REF.	NETT. PRICE		
SIZE	DN	"	mm	mm	mm	G	£ STERLING	€ EUROS	
-4	6	1/4	M12 x 1.5	51.8	28.8	14	4G6FDLORX	£3.89	€ 5.25
-4	6	1/4	M14 x 1.5	55.7	29.7	17	4G8FDLORX	£2.14	€ 2.89
-4	6	1/4	M16 x 1.5	55.3	29.3	19	4G10FDLORX	£2.50	€ 3.38
-4	6	1/4	M18 x 1.5	55.7	29.7	22	4G12FDLORX	£3.45	€ 4.66
-5	8	5/16	M14 x 1.5	52	28.4	17	5G8FDLORX	£4.56	€ 6.16
-5	8	5/16	M16 x 1.5	53.9	29.7	19	5G10FDLORX	£2.57	€ 3.47
-5	8	5/16	M18 x 1.5	58.5	30	22	5G12FDLORX	£3.12	€ 4.21
-6	10	3/8	M16 x 1.5	57.1	29.2	19	6G10FDLORX	£2.98	€ 4.02
-6	10	3/8	M18 x 1.5	57.8	29.9	22	6G12FDLORX	£2.36	€ 3.19
-6	10	3/8	M20 x 1.5	60.4	32.5	24	6G14FDLORX	£3.80	€ 5.13
-6	10	3/8	M22 x 1.5	56.7	28.8	27	6G15FDLORX	£5.04	€ 6.80
-8	12	1/2	M18 x 1.5	70.2	32.7	22	8G12FDLORX	£5.42	€ 7.32
-8	12	1/2	M22 x 1.5	67	29.5	27	8G15FDLORX	£3.35	€ 4.52
-8	12	1/2	M26 x 1.5	67.9	30.4	32	8G18FDLORX	£8.12	€ 10.96
-10	16	5/8	M26 x 1.5	67.8	30.3	32	10G18FDLORX	£4.53	€ 6.12
-12	20	3/4	M26 x 1.5	83.8	32.8	32	12G18FDLORX	£12.92	€ 17.44
-12	20	3/4	M30 x 2.0	85.8	34.8	36	12G22FDLORX	£6.57	€ 8.87
-16	25	1	M36 x 2.0	81.6	36.7	41	16G28FDLORX	£10.46	€ 14.12
-20	32	1.1/4	M45 x 2.0	90.4	44.1	50	20G35FDLORX	£29.67	€ 40.05
-24	40	1.1/2	M52 x 2.0	135.7	62	60	24GSP42FDLORX	£26.41	€ 35.65

## DIN 24° FDLORX45

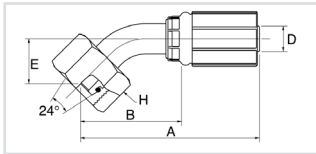


Female DIN 'O' ring swivel. 24° cone. Light series.  
45° swept elbow. Drop dimensions meet ISO 12151-2.

www.flowfitonline.com  
TECH. DATA SHEET  
**GH01**

↔			🌀		↔			🌀		
D			A	B	E	H	REF.			
SIZE	DN	"	mm	mm	mm	mm	G	NETT. PRICE		
								£ STERLING	€ EUROS	
-4	6	1/4	M12 x 1.5	65.5	39.5	16.9	14	4G6FDLORX45	£7.51	€ 10.14
-4	6	1/4	M14 x 1.5	62.6	36.5	16.2	19	4G8FDLORX45	£4.03	€ 5.44
-4	6	1/4	M16 x 1.5	64.4	38.3	17.9	19	4G10FDLORX45	£5.21	€ 7.03
-4	6	1/4	M18 x 1.5	66.7	40.7	18.3	22	4G12FDLORX45	£5.84	€ 7.88
-5	8	5/16	M14 x 1.5	67.1	39.1	16.9	17	5G8FDLORX45	£9.95	€ 13.43
-5	8	5/16	M16 x 1.5	63.4	39.3	17.1	19	5G10FDLORX45	£4.17	€ 5.63
-5	8	5/16	M18 x 1.5	67.7	39.7	18.9	22	5G12FDLORX45	£6.97	€ 9.41
-6	10	3/8	M16 x 1.5	68.5	40.5	18.6	19	6G10FDLORX45	£5.22	€ 7.05
-6	10	3/8	M18 x 1.5	68.8	40.9	18.9	22	6G12FDLORX45	£4.11	€ 5.55
-6	10	3/8	M22 x 1.5	72.3	44.4	22.5	27	6G15FDLORX45	£6.24	€ 8.42
-8	12	1/2	M18 x 1.5	92.9	55.4	29.7	22	8G12FDLORX45	£10.64	€ 14.36
-8	12	1/2	M22 x 1.5	84.6	47.1	20.2	27	8G15FDLORX45	£5.20	€ 7.02
-8	12	1/2	M26 x 1.5	94.9	57.2	26.9	32	8G18FDLORX45	£15.53	€ 20.97
-10	16	5/8	M26 x 1.5	93.5	56	24.8	32	10G18FDLORX45	£7.61	€ 10.27
-12	20	3/4	M30 x 2.0	104.6	66.1	29.8	36	12G22FDLORX45	£13.69	€ 18.48
-16	25	1	M36 x 2.0	135.4	78.8	30.9	41	16G28FDLORX45	£24.58	€ 33.18
-20	32	1.1/4	M45 x 2.0	152.4	93.4	37.5	50	20G35FDLORX45	£38.31	€ 51.72
-24	40	1.1/2	M52 x 2.0	208.9	135.2	44	60	24G51342FDLORX45	£35.87	€ 48.42

## DIN 24° FDLORX90



Female DIN 'O' ring swivel. 24° cone. Light series.  
90° swept elbow. Drop dimensions meet ISO 12151-2.

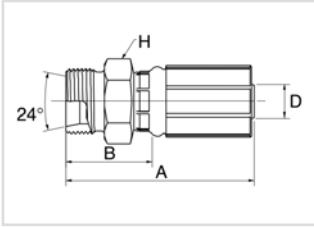
www.flowfitonline.com  
TECH. DATA SHEET  
**GH01**

↔			🌀		↔			🌀		
D			A	B	E	H	REF.			
SIZE	DN	"	mm	mm	mm	mm	G	NETT. PRICE		
								£ STERLING	€ EUROS	
-4	6	1/4	M12 x 1.5	58.	32.	35.0	14.0	4G6FDLORX90	£6.33	€ 8.55
-4	6	1/4	M14 x 1.5	58.	32.	35.0	17.0	4G8FDLORX90	£4.03	€ 5.44
-4	6	1/4	M16 x 1.5	58.	32.	37.	19.0	4G10FDLORX90	£4.63	€ 6.25
-4	6	1/4	M18 x 1.5	60.	34.	37.0	22.0	4G12FDLORX90	£6.11	€ 8.25
-5	8	5/16	M14 x 1.5	61.	33.	35.0	17.0	5G8FDLORX90	£6.72	€ 9.07
-5	8	5/16	M16 x 1.5	63.	34.	37.	19.0	5G10FDLORX90	£4.49	€ 6.06
-5	8	5/16	M15 x 1.5	59.0	31.0	37.0	22.0	5G12FDLORX90	£5.62	€ 7.59
-6	10	3/8	M16 x 1.5	60.	32.	37.	19.0	6G10FDLORX90	£5.42	€ 7.32
-6	10	3/8	M18 x 1.5	60.	32.	37.0	22.0	6G12FDLORX90	£4.41	€ 5.95
-6	10	3/8	M22 x 1.5	60.	32.	42.0	27.0	6G15FDLORX90	£6.61	€ 8.92
-8	12	1/2	M18 x 1.5	74.	37.	53.	22.0	8G12FDLORX90	£10.29	€ 13.89
-8	12	1/2	M22 x 1.5	78.	40.	42.0	27.0	8G15FDLORX90	£5.53	€ 7.47
-8	12	1/2	M26 x 1.5	82.	44.0	52.	32.0	8G18FDLORX90	£15.84	€ 21.38
-10	16	5/8	M26 x 1.5	85.	48.	52.	32.0	10G18FDLORX90	£7.39	€ 9.98
-12	20	3/4	M26 x 1.5	100.	49.	52.	32.0	12G18FDLORX90	£25.82	€ 34.86
-12	20	3/4	M30 x 2.0	107.	56.	62.0	36.0	12G22FDLORX90	£9.69	€ 13.08
-16	25	1	M36 x 2.0	131.	74.	70.0	41.0	16G28FDLORX90	£19.48	€ 26.30
-20	32	1.1/4	M45 x 2.0	142.	83.	80.0	50.0	20G35FDLORX90	£38.31	€ 51.72
-24	40	1.1/2	M52 x 2.0	195.	121.0	92.0	60.0	24G5242FDLORX90	£36.22	€ 48.90

## DIN 24° MDL

Male DIN parallel. 24° inverted cone. Light series. 24°

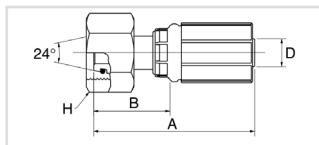
www.flowfitonline.com  
TECH. DATA SHEET  
**GH01**



D			REF.	A	B	H	REF. G	NETT. PRICE	
SIZE	DN	"						£ STERLING	€ EUROS
-4	6	1/4	M12 x 1.5	45.8	19.8	14	4G6MDL	£3.02	€ 4.08
-4	6	1/4	M14 x 1.5	46.8	20.8	17	4G8MDL	£3.40	€ 4.59
-4	6	1/4	M16 x 1.5	47.8	21.8	17	4G10MDL	£4.43	€ 5.98
-4	6	1/4	M18 x 1.5	50	24	19	4G12MDL	£5.26	€ 7.10
-5	8	5/16	M14 x 1.5	48.8	20.8	17	5G8MDL	£5.36	€ 7.24
-5	8	5/16	M16 x 1.5	49.8	21.8	17	5G10MDL	£2.90	€ 3.92
-5	8	5/16	M18 x 1.5	50.8	22.8	19	5G12MDL	£6.37	€ 8.60
-6	10	3/8	M16 x 1.5	49.8	21.9	17	6G10MDL	£3.03	€ 4.09
-6	10	3/8	M18 x 1.5	50.8	22.9	19	6G12MDL	£3.01	€ 4.06
-6	10	3/8	M22 x 1.5	51.8	23.9	24	6G15MDL	£3.77	€ 5.09
-8	12	1/2	M18 x 1.5	60.6	23.1	22	8G12MDL	£4.71	€ 6.36
-8	12	1/2	M22 x 1.5	61.5	24	24	8G15MDL	£3.27	€ 4.41
-8	12	1/2	M26 x 1.5	63	25.5	27	8G18MDL	£6.40	€ 8.64
-10	16	5/8	M26 x 1.5	62.5	25	27	10G18MDL	£5.08	€ 6.86
-12	20	3/4	M26 x 1.5	75.9	24.9	27	12G18MDL	£5.73	€ 7.74
-12	20	3/4	M30 x 2.0	78	27	32	12G22MDL	£6.91	€ 9.33
-16	25	1	M36 x 2.0	87.2	30.4	41	16G28MDL	£11.04	€ 14.90
-20	32	1.1/4	M45 x 2.0	94.1	35.1	46	20G35MDL	£26.91	€ 36.33
-24	40	1.1/2	M52 x 2.0	120	46.4	55	24G51342MDL	£25.28	€ 34.13



## DIN 24° FDHORX

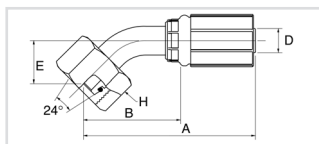


Female DIN 'CY' ring swivel. 24° cone. Heavy series.

www.flowfitonline.com  
TECH. DATA SHEET  
**GH01**

D			REF.	A	B	H	G	NETT. PRICE	
SIZE	DN	"						mm	mm
-4	6	1/4	M14 x 1.5	51.8	25.8	17	4G6FDHORX	£3.35	€ 4.52
-4	6	1/4	M16 x 1.5	54.4	28.4	19	4G8FDHORX	£2.66	€ 3.59
-4	6	1/4	M18 x 1.5	55.3	29.3	22	4G10FDHORX	£2.85	€ 3.85
-4	6	1/4	M20 x 1.5	55.7	29.7	24	4G12FDHORX	£3.10	€ 4.19
-5	8	5/16	M18 x 1.5	58	29.9	22	5G10FDHORX	£3.17	€ 4.28
-5	8	5/16	M20 x 1.5	58	30	24	5G12FDHORX	£2.95	€ 3.98
-5	8	5/16	M22 x 1.5	58	30	27	5G14FDHORX	£16.87	€ 22.77
-6	10	3/8	M18 x 1.5	57.1	29.2	22	6G10FDHORX	£4.20	€ 5.67
-6	10	3/8	M20 x 1.5	57.8	29.9	24	6G12FDHORX	£2.89	€ 3.90
-6	10	3/8	M22 x 1.5	60.4	32.5	27	6G14FDHORX	£3.43	€ 4.63
-8	12	1/2	M20 x 1.5	70.2	32.7	24	8G12FDHORX	£4.65	€ 6.28
-8	12	1/2	M22 x 1.5	70	32.5	27	8G14FDHORX	£15.44	€ 20.84
-8	12	1/2	M24 x 1.5	71.1	33.6	30	8G16FDHORX	£3.90	€ 5.27
-8	12	1/2	M30 x 2.0	75.5	38	36	8G20FDHORX	£13.10	€ 17.69
-10	16	5/8	M24 x 1.5	71.9	34.4	30	10G16FDHORX	£10.39	€ 14.03
-10	16	5/8	M30 x 2.0	75.7	38.2	36	10G20FDHORX	£5.82	€ 7.86
-12	20	3/4	M30 x 2.0	91.7	40.7	36	12G20FDHORX	£11.24	€ 15.17
-12	20	3/4	M36 x 2.0	96.1	45.1	46	12G25FDHORX	£8.54	€ 11.53
-16	25	1	M36 x 2.0	102.5	45.7	46	16G25FDHORX	£16.04	€ 21.65
-16	25	1	M42 x 2.0	106	49.2	50	16G30FDHORX	£13.41	€ 18.10
-20	32	1.1/4	M52 x 2.0	116.8	57.8	60	20G38FDHORX	£31.60	€ 42.66
-24	40	1.1/2	M52 x 2.0	150	76.3	60	24GSP38FDHORX	£29.48	€ 39.80

## DIN 24° FDHORX45

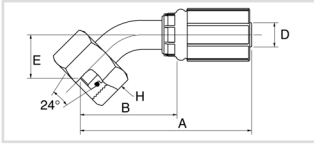


Female DIN 'O' ring swivel. 24° cone. Heavy series.  
45° swept elbow. Drop dimensions meet ISO 12151-2.

www.flowfitonline.com  
TECH. DATA SHEET  
**GH01**

D			REF.	A	B	E	H	G	NETT. PRICE	
SIZE	DN	"							mm	mm
-4	6	1/4	M16 x 1.5	62.6	36.5	16.2	19	4G8FDHORX45	£5.55	€ 7.49
-4	6	1/4	M18 x 1.5	64.4	38.3	17.9	22	4G10FDHORX45	£5.08	€ 6.86
-4	6	1/4	M20 x 1.5	66.7	40.7	18.3	24	4G12FDHORX45	£4.34	€ 5.86
-5	8	5/16	M18 x 1.5	67.3	39.3	17.1	22	5G10FDHORX45	£7.36	€ 9.94
-5	8	5/16	M20 x 1.5	67.7	39.7	18.9	24	5G12FDHORX45	£6.57	€ 8.87
-6	10	3/8	M18 x 1.5	68.5	40.5	18.6	22	6G10FDHORX45	£8.02	€ 10.83
-6	10	3/8	M20 x 1.5	68.8	40.9	18.9	24	6G12FDHORX45	£4.82	€ 6.51
-6	10	3/8	M22 x 1.5	70.9	43	21	27	6G14FDHORX45	£13.21	€ 17.83
-8	12	1/2	M22 x 1.5	91.5	54	27.1	27	8G14FDHORX45	£21.61	€ 29.17
-8	12	1/2	M24 x 1.5	86	48.5	21.6	30	8G16FDHORX45	£6.58	€ 8.88
-10	16	5/8	M30 x 2.0	93.1	55.7	24.9	36	10G20FDHORX45	£11.05	€ 14.92
-12	20	3/4	M30 x 2.0	109.4	58.4	24.9	36	12G20FDHORX45	£20.13	€ 27.18
-12	20	3/4	M36 x 2.0	118.6	67.6	31.2	46	12G25FDHORX45	£18.01	€ 24.31
-16	25	1	M36 x 2.0	146.5	89.7	35.1	46	16G25FDHORX45	£23.79	€ 32.12
-16	25	1	M42 x 2.0	139.8	83	35.1	50	16G30FDHORX45	£25.57	€ 34.52
-20	32	1.1/4	M52 x 2.0	166.9	107.9	42.5	60	20G38FDHORX45	£41.41	€ 55.90
-24	40	1.1/2	M52 x 2.0	208.9	135.2	44	60	24GSP38FDHORX45	£39.26	€ 53.00

## DIN 24° FDHORX90

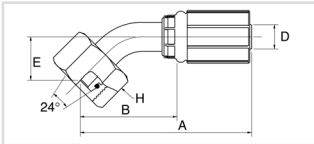


Female DIN 'O' ring swivel. 24° cone. Heavy series.  
90° swept elbow. Drop dimensions meet ISO 12151-2.

www.flowfitonline.com  
TECH. DATA SHEET  
**GH01**

D								REF.		NETT. PRICE	
SIZE	DN	"		A	B	E	H	G		£ STERLING	€ EUROS
			mm	mm	mm	mm	mm				
-4	6	1/4	M14 x 1.5	57.6	31.5	35	17	4G6FDHORX90		£5.31	€ 7.17
-4	6	1/4	M16 x 1.5	57.5	31.5	35	19	4G8FDHORX90		£4.55	€ 6.14
-4	6	1/4	M18x 1.5	57.6	31.5	36.5	22	4G10FDHORX90		£4.48	€ 6.05
-4	6	1/4	M20x 1.5	59.6	33.5	37	24	4G12FDHORX90		£4.34	€ 5.86
-5	8	5/16	M18x 1.5	62.5	34.4	36.5	22	5G10FDHORX90		£6.86	€ 9.26
-5	8	5/16	M20x 1.5	59	31	37	24	5G12FDHORX90		£5.15	€ 6.95
-5	8	5/16	M22 x 1.5	59	31	40	27	5G14FDHORX90		£18.53	€ 25.02
-6	10	3/8	M18x 1.5	60.1	32.2	36.5	22	6G10FDHORX90		£7.58	€ 10.23
-6	10	3/8	M20x 1.5	60.1	32.2	37	24	6G12FDHORX90		£4.83	€ 6.52
-6	10	3/8	M22 x 1.5	60.1	32.2	40	27	6G14FDHORX90		£8.39	€ 11.33
-8	12	1/2	M24 x 1.5	77.9	40.4	44	30	8G16FDHORX90		£6.58	€ 8.88
-10	16	5/8	M30 x 2.0	84.1	46.6	51	36	10G20FDHORX90		£9.82	€ 13.26
-12	20	3/4	M30 X 2.0	100.3	49.3	51	36	12G20FDHORX90		£20.13	€ 27.18
-12	20	3/4	M36 x 2.0	107.3	56.3	64	46	12G25FDHORX90		£13.65	€ 18.43
-16	25	1	M36 x 2.0	137.8	81	76	46	16G25FDHORX90		£23.79	€ 32.12
-16	25	1	M42 x 2.0	131.1	74.3	76	50	16G30FDHORX90		£24.17	€ 32.63
-20	32	1.1/4	M52 x 2.0	151.4	92.4	87	60	20G38FDHORX90		£46.42	€ 62.67
-24	40	1.1/2	M52 x 2.0	194.6	121	92	60	24GSP38FDHORX90		£44.71	€ 60.36

## DIN 24°



Male DIN parallel. 24° inverted cone. Heavy series. 24°

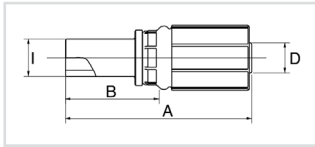
www.flowfitonline.com  
TECH. DATA SHEET  
**GH01**

D								REF.		NETT. PRICE	
SIZE	DN	"		A	B	H	G		£ STERLING	€ EUROS	
			mm	mm	mm	mm					
-4	6	1/4	M16 x 1.5	53	27	17	4G8MDH		£4.97	€ 6.71	
-4	6	1/4	M18 x 1.5	52.5	26.5	19	4G10MDH		£5.56	€ 7.51	
-5	8	5/16	M18 x 1.5	53.8	25.8	19	5G10MDH		£5.35	€ 7.22	
-5	8	5/16	M20 x 1.5	55.8	27.8	22	5G12MDH		£5.77	€ 7.79	
-6	10	3/8	M18 x 1.5	55	27.1	19	6G10MDH		£4.15	€ 5.60	
-6	10	3/8	M20 x 1.5	57.5	29.6	24	6G12MDH		£3.16	€ 4.27	
-6	10	3/8	M22 x 1.5	59.5	31.6	24	6G14MDH		£3.60	€ 4.86	
-8	12	1/2	M20 x 1.5	66.5	29	24	8G12MDH		£15.44	€ 20.84	
-8	12	1/2	M24 x 1.5	69	31.5	27	8G16MDH		£4.20	€ 5.67	
-10	16	5/8	M30 x 2.0	73.5	36	32	10G20MDH		£5.91	€ 7.98	
-12	20	3/4	M30 x 2.0	84.9	33.9	32	12G20MDH		£9.92	€ 13.39	
-12	20	3/4	M36 x 2.0	92	41	41	12G25MDH		£9.53	€ 12.87	
-16	25	1	M36 x 2.0	97.2	40.4	41	16G25MDH		£26.20	€ 35.37	
-16	25	1	M42 x 2.0	99.2	42.4	46	16G30MDH		£14.62	€ 19.74	
-20	32	1.1/4	M52 X 2.0	108.1	49.1	55	20G38MDH		£32.77	€ 44.24	



## METRIC MSP

Metric standpipe.

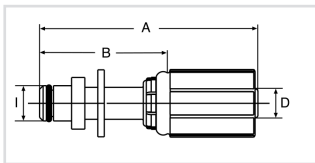


www.flowfitonline.com  
TECH. DATA SHEET  
**GH01**

SIZE	D		A	B	H	REF.	NETT. PRICE	
	DN	"					mm	mm
-4	6	1/4	L6	62.5	36.5	4G6MSP	£2.83	€ 3.82
-4	6	1/4	L8	62.5	36.5	4G8MSP	£2.88	€ 3.89
-4	6	1/4	L10	64.5	38.5	4G10MSP	£2.83	€ 3.82
-5	8	5/16	L8	64.5	36.5	5G8MSP	£6.99	€ 9.44
-5	8	5/16	L10	66.5	38.5	5G10MSP	£3.27	€ 4.41
-5	8	5/16	L12	66.5	38.5	5G12MSP	£3.45	€ 4.66
-6	10	3/8	L10	66.5	38.6	6G10MSP	£2.57	€ 3.47
-6	10	3/8	L12	66.5	38.6	6G12MSP	£2.27	€ 3.06
-8	12	1/2	L15	76.3	38.8	8G15MSP	£3.69	€ 4.98
-10	16	5/8	L18	77.2	39.7	10G18MSP	£4.76	€ 6.43
-12	20	3/4	L22	93.2	42.2	12G22MSP	£5.45	€ 7.36

## POWERWASH PWSP

Male PowerWash standpipe with 'O' ring.



www.flowfitonline.com  
TECH. DATA SHEET  
**GH01**

SIZE	D		A	B	H	REF.	NETT. PRICE	
	DN	"					mm	mm
-4	6	1/4	59.6	36.5	9.9	4G1 OPWSP	£11.33	€ 15.30
-5	8	5/16	64.5	36.5	9.9	5G1 OPWSP	£3.31	€ 4.47
-5	8	5/16	67.5	39.5	10.9	5G11PWSP	£3.31	€ 4.47
-6	10	3/8	64.5	36.6	9.9	6G1 OPWSP	£6.93	€ 9.36
-6	10	3/8	67.5	39.6	10.9	6G11PWSP	£6.93	€ 9.36



## CRIMPING MACHINES: OVERVIEW

### MC 1001

Lightweight, portable crimper designed for reliability in field service. Comes with separate box, designed to contain complete set of dies. The pneumatic version has a foot-operated air pump. Crimps no-skive MegaCrimp® couplings for wire-braid hose up to 1".



Ref: 7480-19164: manual machine



Ref: 7480-19165: air operated machine

### MC X 20

Powerful, lightweight, portable hand-operated crimper, ideal for field service operations. Comes with separate box, designed to contain complete set of dies. Crimps no-skive GlobalSpiral™ couplings up to 1" and no-skive MegaCrimp® couplings for wire-braid hose up to 1.1/4".



Ref: 7480-19181

## MCX 25

Compact crimper for low-volume production. Ideal as starter machine or for small workshops. Crimps no-skive GlobalSpiral™ couplings up to 1" and no-skive MegaCrimp® couplings for wire-braid hose up to 1.1/4". Equipped with a die set storage rack allowing for logically organised die storage within easy reach of the operator, thus speeding up die selection and assembly. Also available for mobile service with DC power pack.



Ref: 7480-19184: 3 phase / 7480-19183: 1 phase / 7480-19182: 12V

## MCX 30

Compact, operator-friendly machine to crimp the complete Gates range up to 1.1/4". Equipped with a die set storage rack allowing for logically organised die storage within easy reach of the operator, thus speeding up die selection and assembly. Also available for mobile service with DC power pack.



Ref: 7480-19187: 3 phase / 7480-19186: 1 phase / 7480-19185: 12V

## MCX 50

Full-range crimper (up to 2" six spiral wire hose) for the professional workshop. Optional foot pedal to enable hands-free operation. Equipped with a die set storage rack allowing for logically organised die storage within easy reach of the operator, thus speeding up die selection and assembly.



Ref: 7480-19188: 3 phase

## CUTTING MACHINES: OVERVIEW

### MKX 25

Compact cutting machine, perfectly suitable for the small workshop. Cuts up to 1.1/4" four spiral wire hose.



Ref: 7480-19190: 1 phase / 7480-19189: 12V

### MKX 30

Robust cutter for all types of workshops. Cuts up to 1.1/4" six spiral wire hose.



Ref: 7480-19191: 3 phase

### MKX 50

A heavy-duty pneumatic hose cutter allowing quick and reliable production across all hose size ranges. Cuts up to 2" six spiral wire hose. For workshop professionals who want to further enhance their set-up and improve the ease-of-use, we have a complete kit available including also a machine table and air compressor.



Ref: 7480-19192: 3 phase / 7480-19197: 3 phase with compressor kit

## TOOLS

### MARKING MACHINE

This hand-operated marking machine is a precise, compact service-free bench unit for Gates ferrules, one-piece and two-piece fittings. The MSX 50 is equipped with a hand wheel to adjust the character setting to the ferrule for the requested marking depth. The slot in the character holder allows for easy character placement. Please contact Gates for order info on the required characters.



Ref: 7480-19193

### MEGACRIMP® VERNIER CALIPER

A handy tool which measures finished outside diameters. Special design for easy measuring of the finished diameters on -4, -5 and -6 MegaCrimp®. Comes in a solid case.



Ref: 7369-0322

### MEGACRIMP® INSERTION TOOL

The MegaCrimp® coupling insertion tool offers an easy way to confirm the right insertion depth for all Gates wire-braid hydraulic hoses. It also verifies the squareness of cut!



Ref: 7482-1342



## HIGH PRESSURE 6000 PST HYDRAULIC HOSE EFG6K

www.flowfitonline.com  
TECH. DATA SHEET  
**GH01**



<b>RECOMMENDED FOR</b>	Extremely high pressure and high impulse applications such as hydrostatic transmissions.
<b>TUBE NBR</b>	(Nitrile) based.
<b>REINFORCEMENT</b>	Four (six for -20, -24) alternating layers of spiralled, high tensile steel wire.
<b>COVER</b>	(Chloroprene) based. MSHA approved.
<b>TEMPERATURE RANGE</b>	-40°C to +121°C
<b>STANDARDS</b>	SAE 100R15. ISO 3862 R15. Meets or exceeds performance requirements of EN 856 4SP (-8) and EN 856 4SH (-12, -16).
<b>COUPLINGS</b>	-6 to -20: GlobalSpiralTM; -24: GlobalSpiralTM High.
<b>TYPE APPROVALS</b>	DNV, GL, LR, BV, ABS and MOD.
<b>CHARACTERISTICS/BENEFITS</b>	Extremely flexible. Superior flex impulse performance: tested to 1,000,000 impulse cycles at 50% of SAE 100R15 bend radii. 40% of EN 856 4SP/4SH bend radius at rated working pressure. EFG6K hose is compatible with biodegradable hydraulic fluids like synthetic esters, polyglycols and vegetable oils as well as petroleum-based fluids.
<b>OPTIONAL</b>	EFG6K-MTF: the complete range of EFG6K is also available with the Gates special MegaTuffm cover which offers 300 times the abrasion resistance of the standard EFG6K cover as per ISO 6945, superior ozone and weathering resistance.

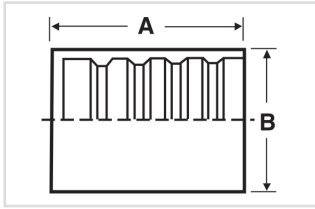


**IMPORTANT**  Please consult Gates Product Application Engineers for use of MegaTuffr hose in reverse bending applications or for constant bending at minimum bend radius.

SIZE	DN	"	"	mm	PSI	MPa	PSI	MPa	mm	kg/100m	REF.	NETT. PRICE	
												£ STERLING	€ EUROS
-6	10	3/8	0.80	20.	6000	42.0	24000	168.0	65	71	6EFG6K	£11.72	€ 15.82
-8	12	1/2	0.95	24.0	6000	42.0	24000	168.0	90	89	8EFG6K	£12.72	€ 17.17
-10	16	5/8	1.	28.	6000	42.0	24000	168.0	100	115	10EFG6K	£14.54	€ 19.63
-12	19	3/4	1.	31.	6000	42.0	24000	168.0	120	144	12EFG6K	£16.35	€ 22.07
-16	25	1	2.	39.	6000	42.0	24000	168.0	150	223	16EFG6K	£21.51	€ 29.04
-20	31	1.1/4	2.	50.0	6000	42.0	24000	168.0	210	399	20EFG6K	£42.14	€ 56.89
-24	38	1.1/2	2.	57.	6000	42.0	24000	168.0	250	482	24EFG6K	£58.50	€ 78.98



## NO-SKIVE FERRULES

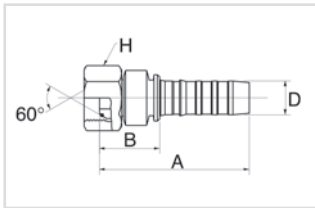


www.flowfitonline.com  
TECH. DATA SHEET  
**GH01**

D			A	B	REF.	NETT. PRICE	
SIZE	DN	"	mm	mm	G	£ STERLING	€ EUROS
-6	10	3/8	36.	32.	6GS 1 F-4	£1.11	€ 1.50
-8	12	1/2	37.	34.	8GS1F-4	£1.13	€ 1.53
-10	16	5/8	48.	42.	10GS1F-4	£2.39	€ 3.23
-12	20	3/4	50,0	46.	12GS1F-4	£2.77	€ 3.74
-16	25	1	56.	53.	16GS1F-4	£3.63	€ 4.90
-20	32	1.1/4	68.	62.	20GS1F-4	£10.67	€ 14.40
-20	32	1.1/4	73.	68.	20GS1F-6	£10.67	€ 14.40
-24	40	1.1/2	76,5	72,0	24GSP1F-4	£12.89	€ 17.40
-32	50	2	91,0	85,0	32GSP1F-4	£17.72	€ 23.92

THIS IS NEEDED EVERYTIME A HOSE END IS FITTED

## BSP FBSPORX

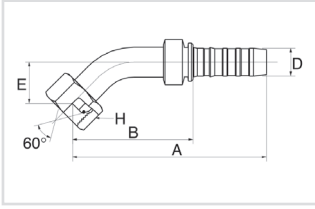


Female BSP 'O' ring swivel. 60° cone.

www.flowfitonline.com  
TECH. DATA SHEET  
**GH01**

D			A	B	H	REF.	NETT. PRICE		
SIZE	DN	"	mm	mm	mm	G	£ STERLING	€ EUROS	
-6	10	3/8	G 3/8" -19 BSP	60.5	24.7	22	6GS6FBSPORX	£2.34	€ 3.16
-6	10	3/8	G 1/2" -14 BSP	60.2	24.4	27	6GS8FBSPORX	£4.47	€ 6.03
-8	12	1/2	G 1/2" -14 BSP	61	23.5	27	8GS8FBSPORX	£2.76	€ 3.73
-8	12	1/2	G 5/8" -14 BSP	62	24.5	30	8GS10FBSPORX	£6.51	€ 8.79
-10	16	5/8	G 5/8" -14 BSP	80.5	30.2	30	10GS10FBSPORX	£2.87	€ 3.87
-10	16	5/8	G 3/4" -14 BSP	82.3	32	32	10GS12FBSPORX	£6.03	€ 8.14
-12	20	3/4	G 3/4" -14 BSP	86.5	35.5	32	12GS12FBSPORX	£4.18	€ 5.64
-12	20	3/4	G 1" -11 BSP	86.6	35.6	41	12GS16FBSPORX	£15.27	€ 20.61
-16	25	1	G 1" -11 BSP	95	38.6	41	16GS16FBSPORX	£6.61	€ 8.92
-16	25	1	G 1.1/4" -11 BSP	83	26.2	50	16GS20FBSPORX	£20.53	€ 27.72
-20	32	1.1/4	G 1.1/4" -11 BSP	116.5	45.4	50	20GS20FBSPORX	£13.99	€ 18.89
-24	40	1.1/2	G 1.1/2" -11 BSP	125	51.3	55	24GSP24FBSPORX	£17.67	€ 23.85
-32	50	2	G 2" -11 BSP	152	60	70	32GSP32FBSPORX	£24.89	€ 33.60

## BSP FBSPORX45

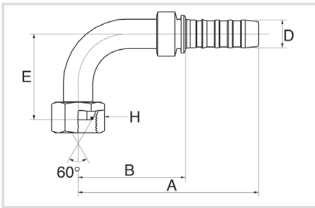


Female BSP '0' ring swivel. 60° cone. 45°  
Drop dimensions meet ISO 12151-6.

www.flowfitonline.com  
TECH. DATA SHEET  
**GH01**

SIZE		D	DN	"		A	B	E	H	REF.	NETT. PRICE
						mm	mm	mm	mm	GS	
		£ STERLING € EUROS									
-6	10	3/8	G 3/8" - 19 BSP	83.1	47.3	15.4	22	6GS6FBSPORX45	£4.44	€ 5.99	
-8	12	1/2	G 1/2" - 14 BSP	91.5	54.1	17	27	8GS8FBSPORX45	£6.04	€ 8.15	
-10	16	5/8	G 5/8" - 14 BSP	118	67.7	21.3	30	10GS10FBSPORX45	£15.84	€ 21.38	
-10	16	5/8	G 3/4" - 14 BSP	127.9	77.6	31.2	32	10GS12FBSPORX45	£24.34	€ 32.86	
-12	20	3/4	G 3/4" - 14 BSP	132.6	81.6	28.3	32	12GS12FBSPORX45	£7.73	€ 10.44	
-16	25	1	G 1" - 11 BSP	155.5	99.1	30.9	41	16GS16FBSPORX45	£11.43	€ 15.43	
-20	32	1.1/4	G 1.1/4" - 11 BSP	191.1	119.9	37.5	50	20GS20FBSPORX45	£26.93	€ 36.36	
-24	40	1.1/2	G 1.1/2" - 11 BSP	214.5	140.8	49.7	55	24GSP24FBSPORX45	£29.42	€ 39.72	
-32	50	2	G 2" - 11 BSP	276.1	184.1	62.3	70	32GSP32FBSPORX45	£37.24	€ 50.27	

## BSP FBSPORX90

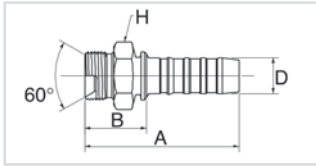


Female BSP '0' ring swivel. 60° cone. 90° swept elbow.  
Drop dimensions meet ISO 12151-6.

www.flowfitonline.com  
TECH. DATA SHEET  
**GH01**

SIZE		D	DN	"		A	B	E	H	REF.	NETT. PRICE
						mm	mm	mm	mm	GS	
		£ STERLING € EUROS									
-6	10	3/8	G 3/8" - 19 BSP	78	42.2	32	22	6GS6FBSPORX90	£4.16	€ 5.62	
-8	12	1/2	G 1/2" - 14 BSP	88	50.5	37.5	27	8GS8FBSPORX90	£5.48	€ 7.40	
-10	16	5/8	G 5/8" - 14 BSP	112.5	62.2	46	30	10GS10FBSPORX90	£14.66	€ 19.79	
-10	16	5/8	G 3/4" - 14 BSP	112.5	62.2	60	32	10GS12FBSPORX90	£15.39	€ 20.78	
-12	20	3/4	G 3/4" - 14 BSP	124.2	73.2	60	32	12GS12FBSPORX90	£7.10	€ 9.59	
-16	25	1	G 1" - 11 BSP	151	94.6	70	41	16GS16FBSPORX90	£11.60	€ 15.66	
-20	32	1.1/4	G 1.1 AV - 11 BSP	180.5	109.4	80	50	20GS20FBSPORX90	£26.93	€ 36.36	
-24	40	1.1/2	G 1.1/2" - 11 BSP	194.6	120.9	100	55	24GSP24FBSPORX90	£27.42	€ 37.02	
-32	50	2	G 2" - 11 BSP	254.7	162.7	129.1	70	32GSP32FBSPORX90	£37.24	€ 50.27	

## BSP MBSPP

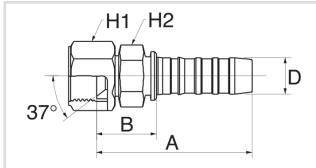


Male BSP parallel. 60° inverted cone. 60°

www.flowfitonline.com  
TECH. DATA SHEET  
**GH01**

SIZE		D	DN	"		A	B	H	REF.	GS	NETT. PRICE
						mm	mm	mm			£ STERLING € EUROS
-6	10	3/8	G 3/8" - 19 BSP	63	27.2	22	6GS6MBSPP	£2.79	€ 3.77		
-6	10	3/8	G 1/2" - 14 BSP	68	32.2	27	6GS8MBSPP	£8.65	€ 11.68		
-8	12	1/2	G 1/2" - 14 BSP	67.5	30	27	8GS8MBSPP	£3.45	€ 4.66		
-10	16	5/8	G 5/8" - 14 BSP	84	33.7	30	10GS10MBSPP	£6.60	€ 8.91		
-10	16	5/8	G 3/4" - 14 BSP	85	34.7	32	10GS12MBSPP	£10.91	€ 14.73		
-12	20	3/4	G 3/4" - 14 BSP	85	34.7	32	12GS12MBSPP	£4.73	€ 6.39		
-12	20	3/4	G 1" - 11 BSP	90	39	41	12GS16MBSPP	£12.26	€ 16.55		
-16	25	1	G 1" - 11 BSP	98	41.2	41	16GS16MBSPP	£6.70	€ 9.05		
-20	32	1.1/4	G 1.1/4" - 11 BSP	118	46.9	50	20GS20MBSPP	£23.95	€ 32.33		
-24	40	1.1/2	G 1.1/2" - 11 BSP	130	56.4	55	24GSP24MBSPP	£21.23	€ 28.66		
-32	50	2	G 2" - 11 BSP	148.8	56.8	70	32GSP32MBSPP	£28.89	€ 39.00		

## JIC 37° FJX



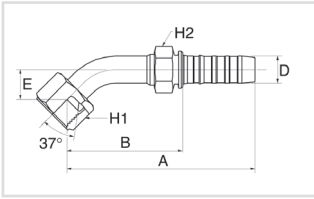
Female JIC swivel. 37° inverted cone.

www.flowfitonline.com  
TECH. DATA SHEET  
**GH01**

SIZE		D	DN	"		A	B	H1	H2	REF.	G	NETT. PRICE
						mm	mm	mm	mm			£ STERLING € EUROS
-6	10	3/8	9/16" - 18 UNF	69.0	33.0	19.	19.	6GS6FX	£2.77	€ 3.74		
-6	10	3/8	3/4" - 16 UNF	71.0	35.	22.	19.	6GS8FX	£3.14	€ 4.24		
-8	12	1/2	3/4" - 16 UNF	72.0	35.	22.	22.	8GS8FX	£3.55	€ 4.79		
-8	12	1/2	7/8" - 14 UNF	76.	38.	27.0	22.	8GS10FX	£4.57	€ 6.17		
-8	12	1/2	1.1/16" - 12 UN	77.0	40.	32.	22.	8GS12FX	£6.78	€ 9.15		
-10	16	5/8	7/8" - 14 UNF	94.	43.	27.0	25.	10GS10FX	£3.43	€ 4.63		
-10	16	5/8	1.1/16" - 12 UN	95.0	45.	32.	25.	10GS12FX	£4.63	€ 6.25		
-12	20	3/4	7/8" - 14 UNF	98.	47.	29.	27.0	12GS10FX	£21.10	€ 28.49		
-12	20	3/4	1.1/16" - 12 UN	98.0	47.0	32.	29.	12GS12FX	£4.57	€ 6.17		
-12	20	3/4	1.3/16" - 12 UN	103.	52.	35.	29.	12GS14FX	£12.09	€ 16.32		
-12	20	3/4	1.5/16" - 12 UN	102.0	51.0	38.	29.	12GS16FX	£11.24	€ 15.17		
-16	25	1	1.1/16" - 12 UN	108.	51.	35.	35.	16GS12FX	£34.97	€ 47.21		
-16	25	1	1.3/16" - 12 UN	108.	51.	38.	35.	16GS14FX	£62.01	€ 83.71		
-16	25	1	1.5/16" - 12 UN	110.	53.	38.	38.	16GS16FX	£7.19	€ 9.71		
-16	25	1	1.5/8" - 12 UN	115.0	59.	51.	38.	16GS20FX	£25.15	€ 33.95		
-20	32	1.1/4	1.5/16" - 12 UN	129.0	58.	41.	45.	20GS16FX	£59.22	€ 79.95		
-20	32	1.1/4	1.5/8" - 12 UN	136.0	65.	51.	48.	20GS20FX	£16.50	€ 22.28		
-20	32	1.1/4	1.7/8" - 12 UN	137.0	66.	60.	48.	20GS24FX	£49.10	€ 66.29		
-24	40	1.1/2	1.7/8" - 12 UN	124.0	50.	60.0	55.0	24GSP24FX	£23.48	€ 31.70		
-32	50	2	2.1/2" - 12 UN	148.0	56.0	75.0	65.0	32GSP32FX	£31.64	€ 42.71		

## JIC 37° FJX45S

www.flowfitonline.com  
TECH. DATA SHEET  
**GH01**

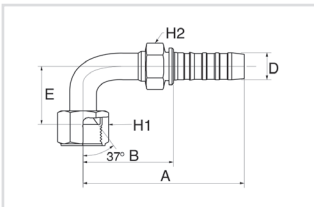


Female JIC swivel. 37° inverted cone. 45° swept elbow.  
Short drop (-6 to -20 drop dimensions meet ISO 12151-5).

D			A	B	E	H1	H2	REF.	NETT. PRICE		
SIZE	DN	"	mm	mm	mm	mm	mm	G	£ STERLING	€ EUROS	
-6	10	3/8	9/16" - 18 UNF	82	46.2	11	19.1	19.1	6GS6FX 455	£4.73	€ 6.39
-6	10	3/8	3/4" -16 UNF	93	57.2	15	22.2	19.1	6GS8FX 455	£7.10	€ 9.59
-8	12	1/2	3/4" -16 UNF	94	56.5	15	22.2	22.2	8GS8FX 455	£5.55	€ 7.49
-8	12	1/2	7/8" -14 UNF	91	53.5	16	27	22.2	8GS10FX 455	£10.93	€ 14.76
-10	16	5/8	7/8" -14 UNF	113	63	18	27	30	10GS10FX 45-018	£10.91	€ 14.73
-10	16	5/8	1.1/16" - 12 UN	122	71.7	21	31.8	25.4	10GS12FX 455	£23.39	€ 31.58
-12	20	3/4	1.1/16" - 12 UN	130	79	21	31.8	28.6	12GS12FX 455	£9.79	€ 13.22
-12	20	3/4	1.5/16" - 12 UN	137	86	24	38.1	28.6	12GS16FX 455	£19.77	€ 26.69
-16	25	1	1.5/16" - 12 UN	152	95.7	24	38.1	38.1	16GS16FX 455	£13.64	€ 18.41
-16	25	1	1.5/8" -12 UN	164	107.7	25	50.8	38.1	16GS20FX 455	£42.06	€ 56.78
-20	32	1.1/4	1.5/8" -12 UN	180	109	38	50.8	47.6	20GS20FX 455	£43.00	€ 58.05
-24	40	1.1/2	1.7/8" -12 UN	233	159.5	50	60	55	24G SP24FX 45-050	£39.62	€ 53.49
-32	50	2	2.1/2" -12 UN	276	183.8	45	75	65	32GSP32FX 45-065	£45.56	€ 61.51

## JIC 37° FJX90S

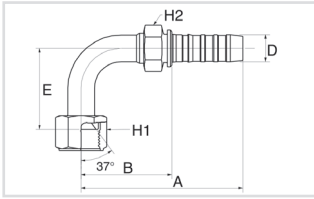
www.flowfitonline.com  
TECH. DATA SHEET  
**GH01**



Female JIC swivel. 37° inverted cone. 90° swept elbow.  
Short drop (-6 to -20 drop dimensions meet ISO 12151-5).

D			A	B	E	H1	H2	REF.	NETT. PRICE		
SIZE	DN	"	mm	mm	mm	mm	mm	G	£ STERLING	€ EUROS	
-6	10	3/8	9/16" - 18 UNF	79	43.2	23	19.1	19.1	6GS6FX 90S	£4.21	€ 5.68
-8	12	1/2	3/4" -16 UNF	86	48.6	29	22.2	22.2	8GS8FX 90S	£5.55	€ 7.49
-8	12	1/2	7/8" -14 UNF	92	54.5	32	27	22.2	8GS10FX 90S	£10.93	€ 14.76
-8	12	1/2	1.1/16" - 12 UN	111	73.5	48	31.8	22.2	8GS12FX 90S	£53.29	€ 71.94
-10	16	5/8	7/8" -14 UNF	111	43.3	36	27	30	10GS10FX 90-036	£25.80	€ 34.83
-12	20	3/4	1.1/16" - 12 UN	119	68	48	31.8	28.6	12GS12FX 90S	£9.79	€ 13.22
-12	20	3/4	1.5/16" - 12 UN	135	84	56	38.1	28.6	12GS16FX 90S	£32.19	€ 43.46
-16	25	1	1.5/16" - 12 UN	144	87.6	56	38.1	38.1	16GS16FX 90S	£13.77	€ 18.59
-20	32	1.1/4	1.5/8" -12 UN	174	102.9	64	50.8	47.6	20GS20FX 90S	£48.01	€ 64.81

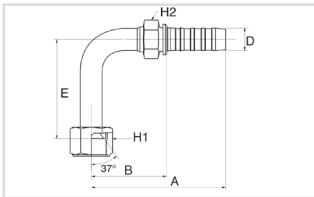
## JIC 37° FJX90M



Female JIC swivel. 37° inverted cone. 90° swept elbow.  
Medium drop (-6 to -20 drop dimensions meet ISO 12151-5).

D									REF.		NETT. PRICE	
SIZE	DN	"	A	B	E	H1	H2	G		£ STERLING	€ EUROS	
			mm	mm	mm	mm	mm					
-6	10	3/8	3/4" - 16 UNF	91	55.2	41	22.2	19.1	6GS8FX 90M	£7.43	€ 10.03	
-8	12	1/2	3/4" - 16 UNF	92	54.6	41	22.2	22.2	8GS8FX 90M	£7.11	€ 9.60	
-8	12	1/2	7/8" - 14 UNF	89	51.5	47	27	22.2	8GS10FX 90M	£6.24	€ 8.42	
-10	16	5/8	7/8" - 14 UNF	107	56.7	47	27	25.4	10GS10FX 90M	£10.91	€ 14.73	
-10	16	5/8	1.1/16" - 12 UN	121	70.7	58	31.8	25.4	10GS12FX 90M	£14.67	€ 19.80	
-12	20	3/4	1.1/16" - 12 UN	119	68	58	31.8	28.6	12GS12FX 90M	£7.92	€ 10.69	
-12	20	3/4	1.3/16" - 12 UN	141	90	60	34.9	28.6	12GS14FX 90-060	£24.53	€ 33.12	
-12	20	3/4	1.5/16" - 12 UN	135	84	71	38.1	28.6	12GS16FX 90M	£17.31	€ 23.37	
-16	25	1	1.5/16" - 12 UN	144	87.6	71	38.1	38.1	16GS16FX 90M	£12.38	€ 16.71	
-20	32	1.1/4	1.5/8" - 12 UN	174	102.9	78	50.8	47.6	20GS20FX 90M	£32.70	€ 44.15	
-24	40	1.1/2	1.7/8" - 12 UN	212	138.4	89	60	55	24GSP24FX 90-089	£34.82	€ 47.01	
-32	50	2	2.1/2" - 12 UN	272	179.7	140	75	65	32GSP32FX 90	£41.73	€ 56.34	

## JIC 37° FJX90L



Female JIC swivel. 37° inverted cone. 90° swept elbow.

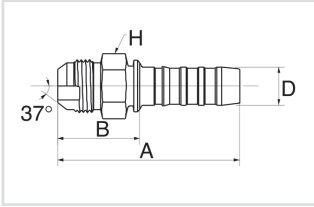
Long drop (-6 to -20 drop dimensions meet ISO 12151-5).

D									REF.		NETT. PRICE	
SIZE	DN	"	A	B	E	H1	H2	G		£ STERLING	€ EUROS	
			mm	mm	mm	mm	mm					
-6	10	3/8	9/16" - 18 UNF	86	50.2	54	19.1	19.1	6GS6FX 90L	£21.61	€ 29.17	
-8	12	1/2	3/4" - 16 UNF	92	54.6	64	22.2	22.2	8GS8FX 90L	£42.11	€ 56.85	
-8	12	1/2	7/8" - 14 UNF	89	51.5	70	27	22.2	8GS10FX 90L	£28.14	€ 37.99	
-12	20	3/4	1.1/16" - 12 UN	113	62	96	31.8	28.6	12GS12FX 90L	£28.44	€ 38.39	
-16	25	1	1.5/16" - 12 UN	144	87.6	114	38.1	38.1	16GS16FX 90L	£36.86	€ 49.76	
-16	25	1	1.5/8" - 12 UN	154	97.6	129	50.8	38.1	16GS20FX 90L	£74.42	€ 100.47	
-20	32	1.1/4	1.5/8" - 12 UN	174	102.9	129	50.8	47.6	20GS20FX 90L	£53.11	€ 71.70	

## JIC 37° MJ

Male J C parallel. 37° cone.

www.flowfitonline.com  
TECH. DATA SHEET  
**GH01**

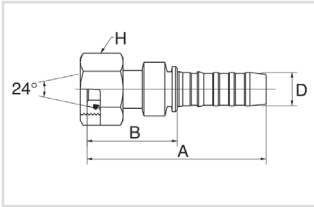


SIZE		D			A	B	H	REF.	NETT. PRICE	
	DN	"			mm	mm	mm	G	£ STERLING	€ EUROS
-6	10	3/8	9/16" -18 UNF	66	30.2	17.5	6GS6MJ		£3.14	€ 4.24
-6	10	3/8	3/4" -16 UNF	70	34.2	20.6	6GS8MJ		£5.21	€ 7.03
-6	10	3/8	7/8" -14 UNF	77	41.2	23.8	6GS10MJ		£10.28	€ 13.88
-8	12	1/2	3/4" -16 UNF	72	34.5	20.6	8GS8MJ		£3.03	€ 4.09
-8	12	1/2	7/8" -14 UNF	75	37.5	22.2	8GS10MJ		£3.91	€ 5.28
-10	16	5/8	7/8" -14 UNF	92	41.7	23.8	10GS10MJ		£6.40	€ 8.64
-10	16	5/8	1.1/16" -12 UN	94	43.7	27	10GS12MJ		£7.94	€ 10.72
-12	20	3/4	1.1/16" -12 UN	93	42	28.6	12GS12MJ		£6.44	€ 8.69
-12	20	3/4	1.3/16" -12 UN	94	43	31.8	12GS14MJ		£14.19	€ 19.16
-12	20	3/4	1.5/16" -12 UN	96	45	33.3	12GS16MJ		£8.84	€ 11.93
-16	25	1	1.5/16" -12 UN	104	47.2	34.9	16GS16MJ		£9.23	€ 12.46
-16	25	1	1.5/8" -12 UN	108.5	51.7	44.5	16GS20MJ		£17.43	€ 23.53
-20	32	1.1/4	1.5/8" -12 UN	125	53.9	44.5	20GS20MJ		£24.89	€ 33.60
-24	40	1.1/2	1.7/8" -12 UN	130	56.4	50	24GSP24MJ		£23.24	€ 31.37
-32	50	2	2.1/2" -12 UN	161.1	69.1	65	32GSP32MJ		£30.14	€ 40.69

## DIN 24° FDLORX

Female DIN 'O' ring swivel. 24° cone. Light series.

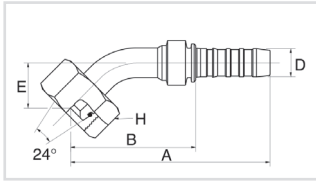
www.flowfitonline.com  
TECH. DATA SHEET  
**GH01**



SIZE		D			A	B	H	REF.	NETT. PRICE	
	DN	"			mm	mm	mm	G	£ STERLING	€ EUROS
-6	10	3/8	M18 x 1.5	73	37.2	22	6G512FDLORX		£4.08	€ 5.51
-8	12	1/2	M22 x 1.5	73	35.5	27	8G515FDLORX		£4.85	€ 6.55
-10	16	5/8	M26 x 1.5	91.8	41.5	32	10G518FDLORX		£5.94	€ 8.02
-12	20	3/4	M30 x 2.0	97	46	36	12G522FDLORX		£7.64	€ 10.31
-12	20	3/4	M36 x 2.0	99	48	41	12G528FDLORX		£16.88	€ 22.79
-16	25	1	M36 x 2.0	105	48.6	41	16G528FDLORX		£15.58	€ 21.03
-20	32	1.1/4	M45 x 2.0	132.5	61.4	50	20G535FDLORX		£18.26	€ 24.65
-24	40	1.1/2	M52 x 2.0	135.7	62	60	24G51342FDLORX		£24.48	€ 33.05



## DIN 24° FDLORX45

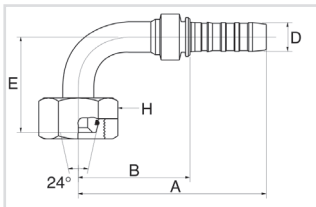


Female DIN 'O' ring swivel. 24° cone. Light series.  
45° swept elbow. Drop dimensions meet ISO 12151-2.

www.flowfitonline.com  
TECH. DATA SHEET  
**GH01**

D			A	B	E	H	REF.	NETT. PRICE		
SIZE	DN	"	mm	mm	mm	mm	G	£ STERLING	€ EUROS	
-8	12	1/2	M22 x 1.5	94.7	57.2	20.2	27	8G515FDLORX45	£10.40	€ 14.04
-12	20	3/4	M30 x 2.0	135.8	84.8	29.8	36	12G522FDLORX45	£19.20	€ 25.92
-16	25	1	M36 x 2.0	155.5	99.1	30.9	41	16G528FDLORX45	£17.48	€ 23.60
-24	40	1.1/2	M52 x 2.0	208.9	135.2	44	60	24G51342FDLORX45	£31.56	€ 42.61

## DIN 24° FDLORX90

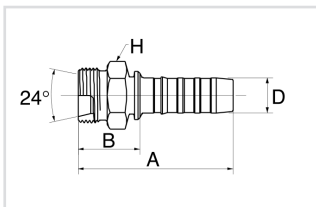


Female DIN 'O' ring swivel. 24° cone. Light series.  
90° swept elbow. Drop dimensions meet ISO 12151-2.

www.flowfitonline.com  
TECH. DATA SHEET  
**GH01**

D			A	B	E	H	REF.	NETT. PRICE		
SIZE	DN	"	mm	mm	mm	mm	G	£ STERLING	€ EUROS	
-6	10	3/8	M18 x 1.5	78	42.2	37	22	6G512FDLORX90	£8.19	€ 11.06
-8	12	1/2	M22 x 1.5	88	50.5	42	27	8G515FDLORX90	£10.42	€ 14.07
-10	16	5/8	M26 x 1.5	113.5	63.2	51.5	32	10G518FDLORX90	£12.88	€ 17.39
-12	20	3/4	M30 x 2.0	126	75	62	36	12G522FDLORX90	£19.20	€ 25.92
-16	25	1	M36 x 2.0	151	94.6	70	41	16G528FDLORX90	£17.48	€ 23.60
-24	40	1.1/2	M52 x 2.0	194.6	120.9	92	60	24G51342FDLORX90	£31.56	€ 42.61

## DIN 24° MDL



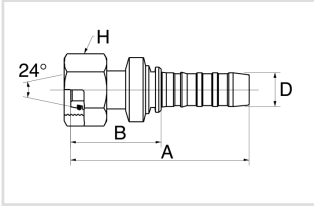
Male DIN parallel. 24° inverted cone. Light series.

www.flowfitonline.com  
TECH. DATA SHEET  
**GH01**

D			A	B	H	REF.	NETT. PRICE		
SIZE	DN	"	mm	mm	mm	G	£ STERLING	€ EUROS	
-6	10	3/8	M18 x 1.5	60	24.2	19	6GS12MDL	£4.57	€ 6.17
-8	12	1/2	M22 x 1.5	63	25.5	24	8GS15MDL	£4.13	€ 5.58
-10	16	5/8	M26 x 1.5	76.5	26.2	27	10GS18MDL	£6.95	€ 9.38
-12	20	3/4	M30 x 2.0	79.5	28.5	32	12GS22MDL	£14.44	€ 19.49
-16	25	1	M36 x 2.0	90	33.2	41	16GS28MDL	£16.16	€ 21.82
-24	40	1.1/2	M52 x 2.0	120	46.4	55	24GSP42MDL	£23.39	€ 31.58

## DIN 24° FDHORX

www.flowfitonline.com  
TECH. DATA SHEET  
**GH01**

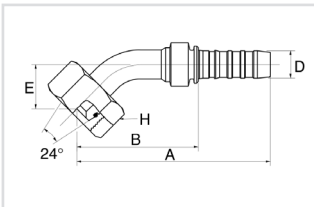


Female DIN 'O' ring swivel. 24° cone. Heavy series.

D			A B H				REF.	NETT. PRICE	
SIZE	DN	"	mm	mm	mm	G	£ STERLING	€ EUROS	
-6	10	3/8	M20 x 1.5	73	37.2	24	6GS12FDHORX	£4.28	€ 5.78
-6	10	3/8	M22 x 1.5	75.5	39.7	27	6GS14FDHORX	£5.26	€ 7.10
-8	12	1/2	M24 x 1.5	76.5	38.9	27	8GS14FDHORX	£33.58	€ 45.33
-8	12	1/2	M24 x 1.5	79	41.5	30	8GS16FDHORX	£5.47	€ 7.38
-8	12	1/2	M30 x 2.0	82	44.5	36	8GS20FDHORX	£9.50	€ 12.83
-10	16	5/8	M30 x 2.0	100	49.7	36	10GS20FDHORX	£6.22	€ 8.40
-10	16	5/8	M36 x 2.0	104	53.7	46	10GS25FDHORX	£22.60	€ 30.51
-12	20	3/4	M30 x 2.0	103	52	36	12GS20FDHORX	£8.65	€ 11.68
-12	20	3/4	M36 x 2.0	107.4	56.4	46	12GS25FDHORX	£11.43	€ 15.43
-12	20	3/4	M42 x 2.0	97	46	50	12GS30FDHORX	£23.96	€ 32.35
-16	25	1	M36 x 2.0	116	59.6	46	16GS25FDHORX	£13.64	€ 18.41
-16	25	1	M42 x 2.0	118	61.6	50	16GS30FDHORX	£15.52	€ 20.95
-20	32	1.1/4	M52 x 2.0	145	73.9	60	20GS38FDHORX	£21.81	€ 29.44
-24	40	1.1/2	M52 x 2.0	180	85	60	24GSH38FDHORX	£22.88	€ 30.89
-24	40	1.1/2	M52 x 2.0	150	76.3	60	24GSP38FDHORX	£25.24	€ 34.07

## DIN 24° FDHORX45

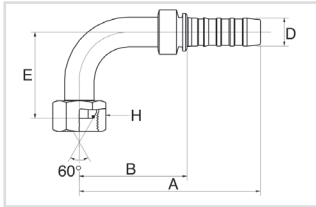
www.flowfitonline.com  
TECH. DATA SHEET  
**GH01**



Female DIN 'O' ring swivel. 24° cone. Heavy series.  
45° swept elbow. Drop dimensions meet ISO 12151-2.

D			A B E H				REF.	NETT. PRICE		
SIZE	DN	"	mm	mm	mm	mm	G	£ STERLING	€ EUROS	
-6	10	3/8	M20 x 1.5	86.7	50.8	18.9	24	6G512FDHORX45	£6.36	€ 8.59
-6	10	3/8	M22 x 1.5	88.8	53	21	27	6G514FDHORX45	£11.91	€ 16.08
-8	12	1/2	M24 x 1.5	96.1	58.7	21.6	30	8G516FDHORX45	£9.57	€ 12.92
-10	16	5/8	M30 x 2.0	121.6	71.3	24.9	36	10G520FDHORX45	£10.70	€ 14.45
-12	20	3/4	M30 x 2.0	160.9	109.9	29.8	36	12G520FDHORX45	£17.77	€ 23.99
-12	20	3/4	M36 x 2.0	137.3	86.3	31.2	46	12G525FDHORX45	£15.90	€ 21.47
-16	25	1	M36 x 2.0	159.7	103.3	35.1	46	16G525FDHORX45	£26.75	€ 36.11
-16	25	1	M42 x 2.0	159.7	103.3	35.1	50	16G530FDHORX45	£20.58	€ 27.78
-20	32	1.1/4	M52 x 2.0	196	124.9	42.5	60	20G538FDHORX45	£38.93	€ 52.56
-24	40	1.1/2	M52 x 2.0	236.9	141.9	44	60	24G51-138FDHORX45	£39.42	€ 53.22
-24	40	1.1/2	M52 x 2.0	208.9	135.2	44	60	24G51338FDHORX45	£39.42	€ 53.22

## DIN 24° FDHORX90

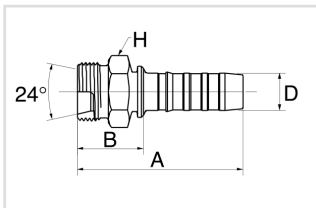


Female DIN 'O' ring swivel. 24° cone. Heavy series.  
90° swept elbow. Drop dimensions meet ISO 12151-2.

www.flowfitonline.com  
TECH. DATA SHEET  
**GH01**

SIZE		D	DN	"		A	B	E	H	REF.	NETT. PRICE
					mm	mm	mm	mm	mm	G	£ STERLING € EUROS
-6	10	3/8	M20 x 1.5	78	42.2	37	24	6G512FDHORX90	£7.46	€ 10.07	
-6	10	3/8	M22 x 1.5	78	42.2	40	27	6G514FDHORX90	£11.69	€ 15.78	
-8	12	1/2	M24 x 1.5	88	50.5	44	30	8G516FDHORX90	£9.55	€ 12.89	
-10	16	5/8	M30 x 2.0	112.5	62.2	51	36	10G520FDHORX90	£10.70	€ 14.45	
-12	20	3/4	M30 x 2.0	126	75	62	36	12G520FDHORX90	£17.77	€ 23.99	
-12	20	3/4	M36 x 2.0	126	75	64	46	12G525FDHORX90	£15.90	€ 21.47	
-16	25	1	M36 x 2.0	151	94.6	76	46	16G525FDHORX90	£26.75	€ 36.11	
-16	25	1	M42 x 2.0	151	94.6	76	50	16G530FDHORX90	£20.58	€ 27.78	
-20	32	1.1/4	M52 x 2.0	180.5	109.4	87	60	20G538FDHORX90	£38.93	€ 52.56	
-24	40	1.1/2	M52 x 2.0	194.6	121	92	60	24G51338FDHORX90	£38.93	€ 52.56	

## DIN 24° MDH



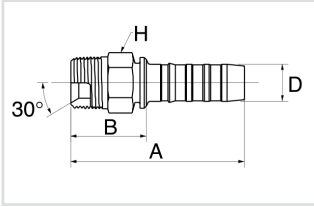
Male DIN parallel. 24° inverted cone. Heavy series.

www.flowfitonline.com  
TECH. DATA SHEET  
**GH01**

SIZE		D	DN	"		A	B	H	REF.	NETT. PRICE
					mm	mm	mm	mm	G	£ STERLING € EUROS
-6	10	3/8	M20 x 1.5	63.7	27.9	22	6GS12MDH	£4.56	€ 6.16	
-6	10	3/8	M22 x 1.5	65.7	29.9	24	6GS14MDH	£5.92	€ 7.99	
-8	12	1/2	M24 x 1.5	67.5	30	27	8GS16MDH	£5.35	€ 7.22	
-10	16	5/8	M30 x 2.0	85	34.7	32	10GS20MDH	£7.56	€ 10.21	
-12	20	3/4	M30 x 2.0	85	34	32	12GS20MDH	£10.71	€ 14.46	
-12	20	3/4	M36 x 2.0	89	38	41	12GS25MDH	£9.34	€ 12.61	
-12	20	3/4	M42 x 2.0	95	44	46	12GS30MDH	£14.44	€ 19.49	
-16	25	1	M36 x 2.0	97	40.2	41	16GS25MDH	£18.46	€ 24.92	
-16	25	1	M42 x 2.0	99	42.2	46	16GS30MDH	£14.77	€ 19.94	
-20	32	1.1/4	M52 x 2.0	123	51.9	55	20GS38MDH	£26.26	€ 35.45	

## NPTF MP

Male NPTF pipe. 30°



www.flowfitonline.com  
TECH. DATA SHEET  
**GH01**

↔			🌀	↔	🌀				
D				A	B	H	REF.		
SIZE	DN	"		mm	mm	mm	G	NETT. PRICE	
								£ STERLING	€ EUROS
-6	10	3/8	3/8" -18 NPTF	69	33.2	17.5	6GS6MP	£2.83	€ 3.82
-6	10	3/8	1/2" -14 NPTF	73	37.2	22.2	8GS8MP	£7.98	€ 10.77
-8	12	1/2	1/2" -14 NPTF	74	36.5	22.2	8GS8MP	£3.37	€ 4.55
-8	12	1/2	3/4" -14 NPTF	77	39.5	27	8GS12MP	£16.08	€ 21.71
-10	16	5/8	1/2" -14 NPTF	87	36.7	23.8	10GS8MP	£13.64	€ 18.41
-10	16	5/8	3/4" -14 NPTF	91	40.7	28.6	10GS12MP	£27.90	€ 37.67
-12	20	3/4	3/4" -14 NPTF	90	39	27	12GS12MP	£5.10	€ 6.89
-12	20	3/4	1" -11.5 NPTF	97	46	34.9	12GS16MP	£14.70	€ 19.85
-16	25	1	3/4" -14 NPTF	101	44.2	34.9	16GS12MP	£41.51	€ 56.04
-16	25	1	1" -11.5 NPTF	106	49.2	34.9	16GS16MP	£9.84	€ 13.28
-16	25	1	1.1/4" -11.5 NPTF	109	52.2	44.5	16GS20MP	£27.55	€ 37.19
-20	32	1.1/4	1.1/4" -11.5 NPTF	127	55.9	44.5	20GS20MP	£23.52	€ 31.75
-24	40	1.1/2	1.1/2" -11.5 NPTF	133	59.4	50.8	24GSP24MP	£23.89	€ 32.25
-32	50	2	2" -11.5 NPTF	153.7	61.7	63.5	32GSP32MP	£27.32	€ 36.88

**HYDRAULIC COMPONENTS**

# MINTOR ACCESSORIES FOR HYDRAULIC COMPONENTS

PRODUCT	PAGE
BREATHER PLUGS	502
MAGNETIC PLUGS	508
DRAIN FILLING PLUGS	511
VISUAL LEVEL INDICATORS	514
FILLING PLUGS	526
PLUGS ON INCLINED FLANGE	532



**FROM ONLY  
£1.89  
+VAT**



**FROM ONLY  
£3.59  
+VAT**



**FROM ONLY  
£18.67  
+VAT**



**QUALITY PRODUCTS**



**FREE ADVICE**

**FOR SALES  
& ADVICE  
CALL US  
01584  
876033**

## BREATHER PLUGS

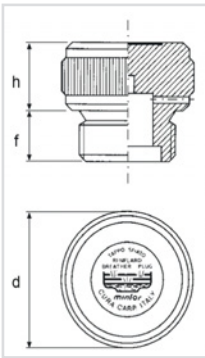
### TCF/Z - FILLING PLUG WITH BREATHER

www.flowfitonline.com  
TECH. DATA SHEET  
**MA01**

- Threaded plug with knurled round head for hand-tightening.
- Hole for venting internal pressure.
- For application only on upper part of the crankcase away from moving parts.
- For applications requiring extra-tight sealing, type TSFT/N is recommended.



TYPE	CODE	GAS	h	f	d	NETT. PRICE	
						£ STERLING	€ EUROS
TCF/ZOG	1GCFZ00A	1/8"	12	8	20	£1.89	€ 2.55
TCF/Z1G	1GCFZ10A	1/4"	12	8	22	£2.18	€ 2.94
TCF/Z2G	1 GCFZ20A	3/8"	13,5	10	26	£2.53	€ 3.42
TCF/ZOG	1GCFZ30A	1/2"	16,5	10	30	£2.85	€ 3.85
TCF/Z4G	1 GCFZ40A	3/4"	20	12	40	£4.81	€ 6.49
TCF/Z5G	1GCFZ50A	1"	21,5	14	45	£6.98	€ 9.42
TCF/ZOG	1GCFZ60A	1"1/4	20	15	55	£10.55	€ 14.24
TCF/Z7G	1 GCFZ70A	1"1/2	20	15	55	£12.62	€ 17.04
TCF/Z8G	1 GCFZ80A	2"	20	17	70	£23.31	€ 31.47



TYPE	CODE	MB SERIES	h	f	d	NETT. PRICE	
						£ STERLING	€ EUROS
TCF/ZOM	1 MCFZ00A	1 0 x 1	12	8	20	£1.89	€ 2.55
TCF/Z1 M	1MCFZ10A	14 x 1,5	12	8	22	£2.18	€ 2.94
TCF/Z2M	1MCFZ20A	16 x 1,5	12	10	26	£2.53	€ 3.42
TCF/ZOM	1MCFZ30A	18 x 1,5	12	10	26	£2.82	€ 3.81
TCF/Z4M	1 MCFZ40A	20 x 1,5	15	10	30	£2.84	€ 3.83
TCF/Z5M	1MCFZ50A	22 x 1,5	15	10	30	£2.85	€ 3.85
TCF/ZOM	1MCFZ60A	24 x 2	15	12	36	£5.00	€ 6.75
TCF/Z7M	1 MCFZ70A	30 x 2	20	12	42	£6.46	€ 8.72
TCF/Z8M	1 MCFZ80A	33 x 2	21,5	14	45	£6.98	€ 9.42

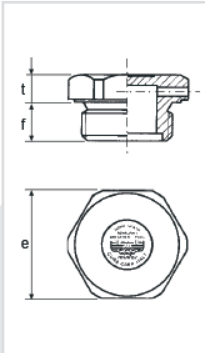
### TCF - FILLING PLUG WITH BREATHER

www.flowfitonline.com  
TECH. DATA SHEET  
**MA01**

- Hole for venting internal pressure.
- For application only on upper part of the crankcase away from moving parts.
- For applications requiring extra-tight sealing, type TSFT/N is recommended.



TYPE	CODE	GAS	t	f	e	NETT. PRICE	
						£ STERLING	€ EUROS
TCFOG	1 GTC F00A	1/8"	5	8	14	£1.62	€ 2.19
TCF1 G	1GTCF10A	1/4"	7,5	8	17	£1.79	€ 2.42
TCF2G	1GTCF20A	3/8"	8,5	10	22	£1.85	€ 2.50
TCFOG	1GTCF30A	1/2"	8,5	10	27	£2.47	€ 3.33
TCF4G	1 GTCF40A	3/4"	9,5	12	32	£3.51	€ 4.74
TCFOG	1GTCF50A	1"	9,5	14	40	£5.68	€ 7.67
TCFOG	1GTCF60A	1"1/4	10	15	50	£9.38	€ 12.66
TCF7G	1GTCF70A	1"1/2	10	15	55	£11.30	€ 15.26
TCFOG	1 GTCF80A	2"	12	17	70	£22.59	€ 30.50



TYPE	CODE	MB SERIES	t	f	e	NETT. PRICE	
						£ STERLING	€ EUROS
TCFOM	1 MTC F00A	1 0 x 1	5	8	14	£1.62	€ 2.19
TCF1M	1MTCF10A	14 x 1,5	6	8	17	£1.79	€ 2.42
TCF2M	1MTCF20A	16 x 1,5	7	10	22	£1.85	€ 2.50
TCF3M	1MTCF30A	18 x 1,5	7	10	22	£2.24	€ 3.02
TCF4M	1 MTCF40A	20 x 1,5	7	10	24	£2.54	€ 3.43
TCF5M	1MTCF50A	22 x 1,5	8,5	10	27	£2.47	€ 3.33
TCF6M	1MTCF60A	24 x2	8	12	30	£4.07	€ 5.49
TCF7M	1MTCF70A	26 x1,5	8	12	32	£4.63	€ 6.25
TCF8M	1 MTCF80A	30 x2	8	12	36	£5.87	€ 7.92
TCF9M	1MTCF90A	33 x2	8	14	40	£6.32	€ 8.53
TCF10M	1MTCF91A	42 x3	10	15	50	£9.38	€ 12.66
TCF11M	1 MTCF92A	48 x3	10	15	55	£11.30	€ 15.26
TCF12M	1MTCF93A	60 x 4	12	17	70	£22.59	€ 30.50

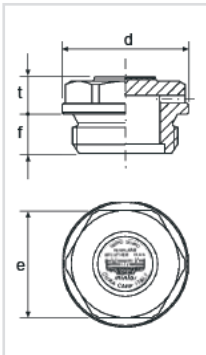


## TCF/F - FILLING PLUG WITH BREATHER AND MILLED HEAD

- Hole for venting internal pressure.
- The milled head produces a crown with greater adherence area to the crankcase.
- For application only on upper part of the crankcase away from moving parts.
- For applications requiring extra-tight sealing, type TSFT/N is recommended



TYPE	CODE	GAS	d	t	f	e	NETT. PRICE	
							£ STERLING	€ EUROS
TCF/FOG	1G F/FOOA	1/8"	14	7	8	10	£1.50	€ 2.03
TCF/F1G	1G F/F10A	1/4"	20	9,5	8	17	£1.80	€ 2.43
TCF/F2G	1G F/F20A	3/8"	22	10	9	18	£1.84	€ 2.48
TCF/FOG	1G F/F30A	1/2"	28	10,5	11	22	£2.40	€ 3.24
TCF/F4G	1G F/F40A	3/4"	32	10,5	12	27	£1.46	€ 1.97
TCF/F5G	1G F/F50A	1"	40	12	12,5	34	£5.41	€ 7.30



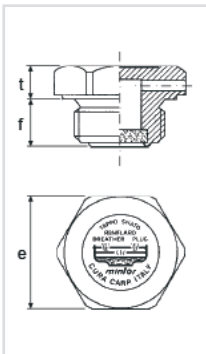
TYPE	CODE	MB SERIES	d	t	f	e	NETT. PRICE	
							£ STERLING	€ EUROS
TCF/FOM	1MF/FOOA	10 x 1	14	7	8	10	£1.50	€ 2.03
TCF/F1M	1MF/F10A	14 x 1,5	20	8	8	17	£1.80	€ 2.43
TCF/F2M	1MF/F20A	16 x 1,5	22	10	9	18	£1.84	€ 2.48
TCF/FOM	1MF/F30A	18 x 1,5	26	8	9	20	£2.02	€ 2.73
TCF/F4M	1M F/F40A	20 x 1,5	28	9	11	22	£2.28	€ 3.08
TCF/F5M	1M F/F50A	22 x 1,5	28	10,5	11	22	£2.40	€ 3.24

## TCFS - FILLING PLUG AND BREATHER

- Threaded plug with hex head and with hole and a spherical bronze filter which vent internal pressure and keep out foreign bodies during the intake stroke.
- The built-in filter has a filtration degree of 40 microns.
- The TCFS is especially suitable in dusty environments and with very small encumbrance.



TYPE	CODE	GAS	t	f	e	μ	NETT. PRICE	
							£ STERLING	€ EUROS
TCFS1G	1GCFS10A	1/4"	7,5	8	17	40	£2.61	€ 3.52
TCFS2G	1 GCFS20A	3/8"	8,5	9	22	40	£3.00	€ 4.05
TCFS3G	1GCFS30A	1/2"	7	12	27	40	£4.34	€ 5.86
TCFS4G	1GCFS40A	3/4"	8	14	32	40	£5.61	€ 7.57
TCFS5G	1GCFS50A	1"	8	16	40	40	£7.94	€ 10.72



TYPE	CODE	MB SERIES	t	f	e	μ	NETT. PRICE	
							£ STERLING	€ EUROS
TCFS1M	1MCFS10A	14 x 1,5	6	8	17	40	£2.61	€ 3.52
TCFS2M	1MCFS20A	16 x 1,5	7	9	22	40	£3.01	€ 4.06
TCFS3M	1MCFS30A	18 x 1,5	7	9	22	40	£3.56	€ 4.81
TCFS4M	1 MCFS40A	20 x 1,5	7	12	24	40	£4.31	€ 5.82
TCFS5M	1 MCFS50A	22 x 1,5	7	12	27	40	£4.34	€ 5.86

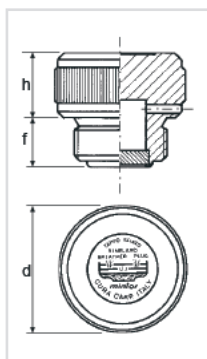
## TCSF/Z - FILLING PLUG AND BREATHER

www.flowfitonline.com  
TECH. DATA SHEET  
**MA01**

- Threaded plug with knurled round head for hand-tightening.
- The hole and a spherical bronze filter vent internal pressure and keep out foreign bodies during the intake stroke.
- The built-in filter has a filtration degree of 40 microns.
- The TCSF/Z is therefore especially suitable in dusty environments and is recommended for applications on Hydraulic Units.



TYPE	CODE	GAS	h	f	d	μ	NETT. PRICE	
							£ STERLING	€ EUROS
TCSF/Z1G	1GSFZ10A	1/4"	12	8	22	40	£3.52	€ 4.75
TCSF/Z2G	1GSFZ20A	3/8"	12	10	26	40	£4.02	€ 5.43
TCSF/Z3G	1GSFZ30A	1/2"	16,5	12	30	40	£4.78	€ 6.45
TCSF/Z4G	1GSFZ40A	3/4"	20	13,5	40	40	£6.98	€ 9.42
TCSF/Z5G	1GSFZ50A	1"	21,5	14	45	40	£9.25	€ 12.49
TCSF/Z6G	1GSFZ60A	1" 1/4	21,5	16	55	200	£13.01	€ 17.56
TCSF/Z7G	1GSFZ70A	1" 1/2	21,5	16	55	200	£15.06	€ 20.33
TCSF/Z8G	1GSFZ80A	2"	20	17	70	200	£23.24	€ 31.37



TYPE	CODE	MB SERIES	h	f	d	μ	NETT. PRICE	
							£ STERLING	€ EUROS
TCSF/Z1M	1MSFZ10A	14 x 1,5	12	8	22	40	£3.52	€ 4.75
TCSF/Z2M	1MS FZ20A	16 x 1,5	12	10	26	40	£4.02	€ 5.43
TCSF/Z3M	1MS FZ30A	18 x 1,5	12	10	26	40	£4.40	€ 5.94
TCSF/Z4M	1MS FZ40A	20 x 1,5	15	12	30	40	£5.01	€ 6.76
TCSF/Z5M	1MS FZ50A	22 x 1,5	15	12	30	40	£5.05	€ 6.82
TCSF/Z6M	1MS FZ60A	24 x 2	15	13,5	36	40	£6.39	€ 8.63
TCSF/Z7M	1MS FZ70A	30 x 2	20	14	42	40	£8.18	€ 11.04
TCSF/Z8M	1MS FZ80A	33 x 2	20	14	45	40	£9.25	€ 12.49

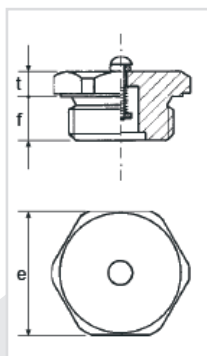
## TMV - BREATHER PLUG

www.flowfitonline.com  
TECH. DATA SHEET  
**MA01**

- Breather plug with 0-ring and external valve with an inox spring calibrated from 0,10 to 0,15 bar.
- It opens at intervals and vents internal pressure.
- The valve has the double function of keeping out foreign bodies and avoid fluid leakage.
- It is especially recommended for Differentials, Transmissions and small Speed Reducers.



TYPE	CODE	GAS	t	f	e	NETT. PRICE	
						£ STERLING	€ EUROS
TMVOG	1GTMV00A	1/8"	5	8	14	£2.50	€ 3.38
TMV1G	1GTMV10A	1/4"	6	8	17	£2.67	€ 3.60
TMV2G	1GTMV20A	3/8"	7	10	22	£3.18	€ 4.29
TMVOG	1GTMV30A	1/2"	7	10	27	£3.89	€ 5.25
TMV4G	1GTMV40A	3/4"	8	12	32	£5.83	€ 7.87
TMVOG	1GTMV50A	1"	8	14	40	£7.43	€ 10.03



TYPE	CODE	MB SERIES	t	f	e	NETT. PRICE	
						£ STERLING	€ EUROS
TMVOM	1MTMV00A	10 x 1	5	8	14	£2.50	€ 3.38
TMV1M	1MTMV10A	12 x 1,5	6	8	17	£2.50	€ 3.38
TMV2M	1MTMV20A	14 x 1,5	6	8	17	£2.67	€ 3.60
TMVOM	1MTMV30A	16 x 1,5	7	10	22	£3.18	€ 4.29
TMV4M	1MTMV40A	18 x 1,5	7	10	22	£3.64	€ 4.91
TMVOM	1MTMV50A	20 x 1,5	7	10	24	£4.11	€ 5.55
TMVOM	1MTMV60A	22 x 1,5	7	10	27	£3.89	€ 5.25

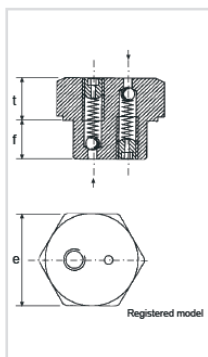
## TSVV - BREATHER PLUG WITH DOUBLE VALVE

www.flowfitonline.com  
TECH. DATA SHEET  
**MA01**

- Breather plug with double valve made of hardened and tempered light alloy. It is provided with standard 0,10 bar calibration, which can be adjusted by the operator depending on the intended use.
- The double valve ensures venting of internal pressure and inlet of air when the flow medium level decreases thus hindering cavitation on delivery.
- Particularly suitable for Tanks, Oil-hydraulic Circuits and Hydraulically Operated Lifting Machines.



TYPE	CODE	GAS	t	f	e	NETT. PRICE	
						£ STERLING	€ EUROS
TSVV1G	1GSVV10A	1/4"	10	10	17	£5.68	€ 7.67
TSVV2G	1GSVV20A	3/8"	10	10	22	£6.02	€ 8.13
TSVV3G	1GSVV30A	1/2"	10	10	27	£7.32	€ 9.88
TSVV4G	1GSVV40A	3/4"	8	12	32	£9.80	€ 13.23
TSVV5G	1GSVV50A	1"	8	14	40	£14.76	€ 19.93
TSVV/Z7G	1GSVVZ70	1" 1/2	31	14	55	£40.28	€ 54.38
TSVV/Z8G	1GSVVZ80	2"	31	14	70	£48.22	€ 65.10



TYPE	CODE	MB SERIES	t	f	e	NETT. PRICE	
						£ STERLING	€ EUROS
TSVVOM	1MSVVO0A	12 x 1,5	10	10	17	£5.68	€ 7.67
TSVV1M	1MSVV10A	14 x 1,5	10	10	17	£5.68	€ 7.67
TSVV2M	1MSVV20A	16 x 1,5	10	10	22	£6.02	€ 8.13
TSVVOM	1MSVV30A	18 x 1,5	10	10	22	£6.65	€ 8.98
TSVV4M	1MSVV40A	20 x 1,5	10	10	24	£7.08	€ 9.56
TSVVOM	1MSVV50A	22 x 1,5	10	10	27	£7.32	€ 9.88
TSVVOM	1MSVV60A	24 x 1,5	10	10	30	£10.93	€ 14.76
TSVV7M	1MSVV70A	26 x 1,5	8	12	32	£12.66	€ 17.09
TSVVOM	1MSVV80A	30 x 2	8	12	36	£14.09	€ 19.02
TSVV9M	1MSVV90A	33 x 2	8	14	40	£14.76	€ 19.93

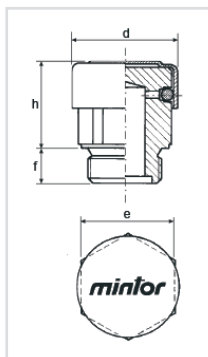
## TSFO/R - BREATHER PLUG

www.flowfitonline.com  
TECH. DATA SHEET  
**MA01**

- Oil filling and breather plug with galvanized-steel cover.
- Large internal chamber with O-ring especially designed for Agricultural and Earth-moving Machines, to be applied wherever there is strong sloshing of the fluids.



TYPE	CODE	GAS	d	h	f	e	NETT. PRICE	
							£ STERLING	€ EUROS
TSFO/ROG	1GTOROOM	1/8"	21	21	8	17	£2.50	€ 3.38
TSFO/R1 G	1GTOR1OM	1/4"	21	21	8	17	£2.65	€ 3.58
TSFO/R2G	1GTOR2OM	3/8"	24	23	9	20	£2.81	€ 3.79
TSFO/R3G	1GTOR3OM	1/2"	30	26	10	27	£3.72	€ 5.02
TSFO/R4G	1GTOR4OM	3/4"	30	24	12	32	£5.19	€ 7.01
TSFO/R5G	1GTOR5OM	1"	38	29	14	40	£7.97	€ 10.76



TYPE	CODE	MB SERIES	d	h	f	e	NETT. PRICE	
							£ STERLING	€ EUROS
TSFO/ROM	1MTOROOM	10 x 1	21	21	8	17	£2.50	€ 3.38
TSFO/R1 M	1MTOR1OM	14 x 1,5	21	21	8	17	£2.65	€ 3.58
TSFO/R2M	1MTOR2OM	16 x 1,5	24	23	9	20	£2.81	€ 3.79
TSFO/R3M	1MTOR3OM	18 x 1,5	30	26	10	27	£2.81	€ 3.79
TSFO/R4M	1MTOR4OM	20 x 1,5	30	26	10	27	£3.64	€ 4.91
TSFO/R5M	1MTOR5OM	22 x 1,5	30	26	10	27	£3.72	€ 5.02

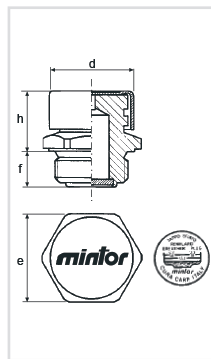
## TSF - OIL FILLING PLUG WITH BREATHER

- A galvanized-steel cover and a spherical bronze filter vent internal pressure and keep out foreign bodies during the intake stroke.
- The built-in filter has a filtration degree of 40 microns.
- The TSF is therefore especially suitable in dusty environments and is recommended for applications on Hydraulic Units and Cylinders.

www.flowfitonline.com  
TECH. DATA SHEET  
**MA01**



TYPE	CODE	GAS	d	h	f	e	μ	NETT. PRICE	
								£ STERLING	€ EUROS
TSF1G	1GTSF10M	1/4"	16,5	17	8	17	40	£3.69	€ 4.98
TSF2G	1GTSF20M	3/8"	22	19	10	22	40	£4.49	€ 6.06
TSF3G	1GTSF30M	1/2"	26	21	12	27	40	£5.42	€ 7.32
TSF4G	1GTSF40M	3/4"	30	24	14	32	40	£7.48	€ 10.10
TSF5G	1GTSF50M	1"	38	29	16	40	40	£10.63	€ 14.35
TSF6G	1GTSF60A	1"1/4	50	33	16	50	200	£17.80	€ 24.03
TSF7G	1GTSF70A	1"1/2	55	35	16	55	200	£24.24	€ 32.72
TSF8G	1GTSF80A	2"	70	40	16	70	200	£44.98	€ 60.72



TYPE	CODE	MB SERIES	d	h	f	e	μ	NETT. PRICE	
								£ STERLING	€ EUROS
TSF1M	1MTSF10M	14 x 1,5	16,5	17	8	17	40	£3.69	€ 4.98
TS F2M	1MTSF20M	16 x 1,5	22	19	10	22	40	£4.49	€ 6.06
TS F3M	1MTSF30M	18 x 1,5	22	19	10	22	40	£5.01	€ 6.76
TSF4M	1MTSF40M	20 x 1,5	24	21	12	24	40	£5.37	€ 7.25
TSF5M	1MTSF50M	22 x 1,5	26	21	12	27	40	£5.42	€ 7.32
TSF6M	1MTSF60M	24 x 2	30	24	12	30	40	£9.56	€ 12.91
TSF7M	1MTSF70M	30 x 2	30	25	14	36	40	£10.23	€ 13.81
TSF8M	1MTSF80M	33 x 2	38	29	16	40	40	£10.63	€ 14.35
TSF9M	1MTSF90A	42 x 3	50	33	16	50	200	£17.80	€ 24.03
TSF10M	1MTSF91A	48 x 3	55	35	16	55	200	£24.24	€ 32.72
TSF11M	1MTSF92A	60 x 4	70	40	16	70	200	£44.98	€ 60.72

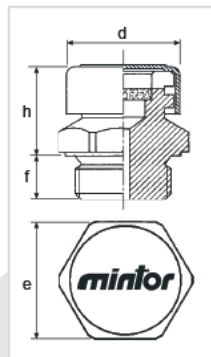
## TSFA - OIL FILLING PLUG AND BREATHER

- A galvanized-steel cover and a spherical bronze filter vent internal pressure and keep out foreign bodies during the intake stroke.
- The built-in filter has a filtration degree of 40 microns.
- The TSFA is therefore especially suitable in dusty environments and is recommended for applications in the motor field.

www.flowfitonline.com  
TECH. DATA SHEET  
**MA01**



TYPE	CODE	GAS	d	h	f	e	μ	NETT. PRICE	
								£ STERLING	€ EUROS
TSFAOG	1GTS FAOM	1/8"	16,5	16	8	14	40	£2.92	€ 3.94
TSFA1G	1GTSFA1M	1/4"	16,5	17	8	17	40	£3.08	€ 4.16
TSFA2G	1GTSFA2M	3/8"	22	19	11	22	40	£3.86	€ 5.21
TSFAOG	1GTSFA3M	1/2"	26	20	11	27	40	£4.84	€ 6.53
TSFA4G	1GTSFA4M	3/4"	30	24	12	32	40	£6.75	€ 9.11
TSFAOG	1GTSFA5M	1"	38	29	14	40	40	£10.31	€ 13.92



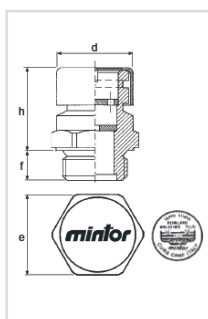
TYPE	CODE	MB SERIES	d	h	f	e	μ	NETT. PRICE	
								£ STERLING	€ EUROS
TSFAOM	1MTSFAOM	10 x 1	16,5	16	8	14	40	£3.54	€ 4.78
TSFA1 M	1MTSFA1M	12 x 1,5	16,5	17	8	17	40	£3.56	€ 4.81
TSFA2M	1MTSFA2M	14 x 1,5	16,5	17	8	17	40	£3.56	€ 4.81
TSFAOM	1MTSFA3M	16 x 1,5	22	19	11	22	40	£3.86	€ 5.21
TSFA4M	1MTSFA4M	18 x 1,5	22	19	11	22	40	£4.92	€ 6.64
TSFAOM	1MTSFA5M	20 x 1,5	24	20	11	24	40	£5.05	€ 6.82
TSFAOM	1MTSFA6M	22 x 1,5	26	20	11	27	40	£4.84	€ 6.53
TSFA7M	1MTSFA7M	24 x 1,5	30	24	12	30	40	£8.62	€ 11.64
TSFAOM	1MTSFA8M	26 x 1,5	30	24	12	32	40	£8.84	€ 11.93
TSFA9M	1MTSFA9M	30 x 1,5	30	25	14	36	40	£9.74	€ 13.15

## TSFT/N - OIL FILLING PLUG AND BREATHER

www.flowfitonline.com  
TECH. DATA SHEET  
**MA01**

- Large chamber with labyrinth and perpendicular cut protected by a galvanized-steel cover.
- The pressure created by moving parts within the gearbox is vented through the labyrinth without oil spattering, even though the plug is mounted vertically to the parts.

- Particularly suitable for mounting on Reduction Gears, Geared Motors, Speed Variators and Gearshift Boxes.



TYPE	CODE	GAS	d	h	f	e	NETT. PRICE	
							£ STERLING	€ EUROS
TSFT/N1G	1GTSN10M	1/4"	16.5	23	8	17	£4.07	€ 5.49
TSFT/N2G	1GTSN20M	3/8"	22	29	9	22	£4.87	€ 6.57
TSFT/N3G	1GTSN30M	1/2"	26	29	10	27	£6.79	€ 9.17
TSFT/N4G	1GTSN40M	3/4"	30	35	12	32	£8.49	€ 11.46
TSFT/N5G	1GTSN50M	1"	38	43	14	40	£12.17	€ 16.43
TSFT/N6G	1GTSN60A	1" 1/4	50	45	15	50	£22.40	€ 30.24
TSFT/N7G	1GTSN70A	1" 1/2	55	46	15	55	£27.09	€ 36.57
TSFT/N8G	1GTSN80A	2"	70	46	17	70	£51.89	€ 70.05

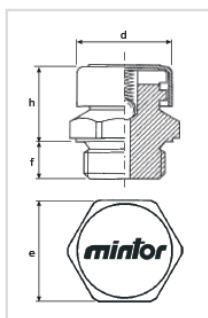
TYPE	CODE	MB SERIES	d	h	f	e	NETT. PRICE	
							£ STERLING	€ EUROS
TSFT/N1M	1MTSN10M	14 x 1,5	16,5	23	8	17	£4.08	€ 5.51
TSFT/N2M	1MTSN20M	16 x 1,5	22	29	9	22	£4.87	€ 6.57
TSFT/N3M	1MTSN30M	18 x 1,5	22	29	9	22	£5.95	€ 8.03
TSFT/N4M	1MTSN40M	20 x 1,5	24	29	10	24	£6.57	€ 8.87
TSFT/N5M	1MTSN50M	22 x 1,5	26	29	10	27	£6.79	€ 9.17
TSFT/N6M	1MTSN60M	24x2	30	35	12	30	£10.19	€ 13.76
TSFT/N7M	1MTSN70M	30 x 2	30	42	12	36	£13.17	€ 17.78
TSFT/N8M	1MTSN80M	33 x 2	38	43	14	40	£13.61	€ 18.37
TSFT/N9M	1MTSN90A	42 x 3	50	45	15	50	£22.40	€ 30.24
TSFT/N10M	1MTSN91A	48 x 3	55	46	15	55	£27.09	€ 36.57
TSFT/N11M	1MTSN92A	60 x 4	70	46	17	70	£51.89	€ 70.05

## TSS - BREATHER PLUG WITH VALVE

www.flowfitonline.com  
TECH. DATA SHEET  
**MA01**

- Breather plug with galvanized-steel cover and specially-designed internal valve with an inox spring, calibrated from 0,05 to 0,10 bar, which opens at intervals to vent internal pressure created by fluid turbulence and keep out foreign bodies.

- It is especially recommended for applications on Speed-shift Gears, Agricultural over-Gears and Industrial Speed-Reduction Gearboxes.



TYPE	CODE	GAS	d	h	f	e	NETT. PRICE	
							£ STERLING	€ EUROS
TSSOG	1 GTSS00M	1/8"	16,5	16	8	14	£4.08	€ 5.51
TSS1 G	1GTSS10M	1/4"	16,5	17	9,5	17	£4.38	€ 5.91
TSS2G	1 GTSS20M	3/8"	22	19	11	22	£4.64	€ 6.26
TSSOG	1GTSS30M	1/2"	26	20	11	27	£5.53	€ 7.47
TSS4G	1 GTSS40M	3/4"	30	24	12	32	£7.64	€ 10.31
TSSOG	1GTSS50M	1"	38	29	14	40	£10.73	€ 14.49

TYPE	CODE	GAS	d	h	f	e	NETT. PRICE	
							£ STERLING	€ EUROS
TSSOM	1MTSS00M	10 x 1	16,5	16	8	14	£4.08	€ 5.51
TSS1 M	1MTSS10M	14 x 1,5	16,5	17	9,5	17	£4.38	€ 5.91
TSS2M	1MTSS20M	16 x 1,5	22	19	11	22	£4.64	€ 6.26
TSSOM	1MTSS30M	18 x 1,5	22	19	11	22	£5.22	€ 7.05
TSS4M	1 MTSS40M	20 x 1,5	24	20	11	24	£5.50	€ 7.43
TSSOM	1MTSS50M	22 x 1,5	26	20	11	27	£5.53	€ 7.47
TSSOM	1MTSS60M	24 x 2	30	24	12	30	£6.83	€ 9.22
TSS7M	1MTSS70M	30 x 2	30	25	14	36	£11.06	€ 14.93
TSSOM	1MTSS80M	33 x 2	38	29	14	40	£10.73	€ 14.49

## PRS/F - EXTENSION FOR OIL WITH BREATHER

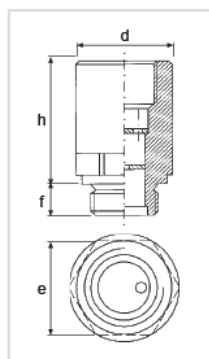
www.flowfitonline.com  
TECH. DATA SHEET  
**MA01**

• Made of aluminium alloy, same thread for both internal and external side, with large chamber with labyrinth.

• Particularly suitable for Agricultural, Earth Moving and Building Machines.



TYPE	CODE	GAS	d	h	f	e	NETT. PRICE	
							£ STERLING	€ EUROS
PRS/F1G	1GPSF10A	Ye	20	40	8	17	£4.25	€ 5.74
PRS/F2G	1G PSF20A	3/8"	26	40	10	22	£5.19	€ 7.01
PRS/F3G	1G PSF30A	1/2"	30	40	11	27	£6.58	€ 8.88
PRS/F4G	1G PSF40A	3/4"	36	50	12	32	£8.34	€ 11.26
PRS/F5G	1G PSF50A	1"	42	50	14	38	£13.17	€ 17.78



TYPE	CODE	MB SERIES	d	h	f	e	NETT. PRICE	
							£ STERLING	€ EUROS
PRS/F1M	1MPSF10A	14 x 1,5	20	40	8	17	£4.25	€ 5.74
PRS/F2M	1M PSF20A	16 x 1,5	26	40	10	22	£5.19	€ 7.01
PRS/F3M	1M PSF30A	18 x 1,5	26	40	10	22	£5.73	€ 7.74
PRS/F4M	1M PSF40A	20 x 1,5	30	40	11	27	£6.35	€ 8.57
PRS/F5M	1M PSF50A	22 x 1,5	30	40	11	27	£6.58	€ 8.88

## MAGNETIC PLUGS

### TCEM - MAGNETIC OIL DRAIN PLUG WITH HEX SLOT

www.flowfitonline.com  
TECH. DATA SHEET  
**MA01**

• Made of tempered, hardened alloy.

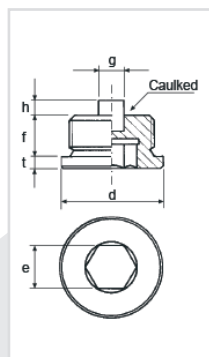
• Especially recommended for high-rpm machinery.

• A permanent magnetic insert of special alloy attracts and holds ferrous particles suspended or circulating in the oil.

• Available with metal washers only.



TYPE	CODE	GAS	e	g	h	f	t	d	NETT. PRICE	
									£ STERLING	€ EUROS
TCEMOG	1GTEMOOA	1/8"	5	5	4	8	3	14	£2.88	€ 3.89
TCEM1G	1GTEM10A	1/4"	6	5	5	12	3	18	£2.95	€ 3.98
TCEM2G	1GTEM20A	3/8"	8	5	5	12	3	22	£3.09	€ 4.17
TCEMOG	1GTEM30A	1/2"	10	6	5	14	4	26	£3.89	€ 5.25
TCEM4G	1GTEM40A	3/4"	12	10	6	16	4	32	£7.02	€ 9.48
TCEMOG	1GTEM50A	1"	17	10	6	16	5	40	£8.09	€ 10.92
TCEMOG	1GTEM60A	1" 1/4	22	15	10	16	5	49	£15.81	€ 21.34
TCEM7G	1GTEM70A	1" 1/2	24	15	10	16	5	55	£18.24	€ 24.62
TCEMOG	1GTEM80A	2"	32	15	15	20	5	68	£33.11	€ 44.70

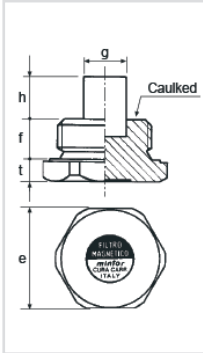


TYPE	CODE	MB SERIES	e	g	h	f	t	d	NETT. PRICE	
									£ STERLING	€ EUROS
TCEMOM	1MTEMOOA	10 x 1	5	5	4	8	3	14	£2.88	€ 3.89
TCEM1 M	1MTEM10A	12 x 1,5	6	5	4	12	3	17	£2.94	€ 3.97
TCEM2M	1MTEM20A	14 x 1,5	6	5	5	12	3	19	£2.95	€ 3.98
TCEM3M	1MTEM30A	16 x 1,5	8	5	5	12	3	21	£3.09	€ 4.17
TCEM4M	1MTEM40A	18 x 1,5	8	6	5	12	3	23	£3.51	€ 4.74
TCEM5M	1MTEM50A	20 x 1,5	10	6	5	14	4	25	£3.73	€ 5.04
TCEM6M	1MTEM60A	22 x 1,5	10	6	5	14	4	27	£3.89	€ 5.25
TCEM7M	1MTEM70A	24 x 1,5	12	6	5	14	4	29	£5.97	€ 8.06
TCEM8M	1MTEM80A	24 x 2	12	6	5	14	4	29	£5.97	€ 8.06
TCEM9M	1MTEM90A	26 x 1,5	12	10	6	16	4	32	£7.52	€ 10.15
TCEM10M	1MTEM91A	27x 2	12	10	6	16	4	32	£7.52	€ 10.15
TCEM11M	1MTEM92A	30 x 1,5	17	10	6	16	4	36	£7.95	€ 10.73
TCEM12M	1MTEM93A	30x 2	17	10	6	16	4	36	£7.95	€ 10.73
TCEM13M	1MTEM94A	33x 2	17	10	6	16	5	40	£8.09	€ 10.92



## TSCM - MAGNETIC DRAIN PLUG

- A magnetic insert attracts and holds ferrous particles suspended or circulating in the oil, safeguarding rotating parts.
- Recommended for high-rpm machinery.

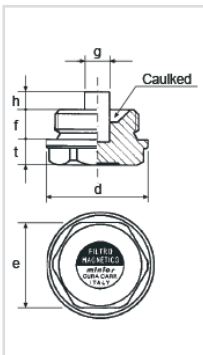


TYPE	CODE	GAS	e	g	h	f	t	NETT. PRICE	
								£ STERLING	€ EUROS
TSCMOG	1GSCMOOA	1/8"	14	5	6	8	5	£3.36	€ 4.54
TSCM1G	1GSCM10A	1/4"	17	5	6	8	7,5	£3.60	€ 4.86
TSCM2G	1GSCM20A	3/8"	22	6	6	10	8,5	£4.21	€ 5.68
TSCM3G	1GSCM30A	1/2"	27	8	8	10	8,5	£5.95	€ 8.03
TSCM4G	1GSCM40A	3/4"	32	10	10	12	9,5	£8.22	€ 11.10
TSCM5G	1GSCM50A	1"	40	15	15	14	9,5	£11.69	€ 15.78
TSCM6G	1GSCM60A	1" 1/4	50	15	15	15	10	£16.45	€ 22.21
TSCM7G	1GSCM70A	1" 1/2	55	15	15	15	10	£18.24	€ 24.62
TSCM8G	1GSCM80A	2"	70	15	15	17	12	£29.12	€ 39.31

TYPE	CODE	MB SERIES	e	g	h	f	t	NETT. PRICE	
								£ STERLING	€ EUROS
TSCMOM	1MSCMOOA	10 x 1	14	5	6	8	5	£3.56	€ 4.81
TSCM1M	1MSCM10A	12 x 1,5	17	5	6	8	6	£3.73	€ 5.04
TSCM2M	1MSCM20A	14 x 1,5	17	5	6	8	6	£3.91	€ 5.28
TSCM3M	1MSCM30A	16 x 1,5	22	6	6	10	8,5	£4.44	€ 5.99
TSCM4M	1MSCM40A	18 x 1,5	22	6	6	10	8,5	£4.67	€ 6.30
TSCM5M	1MSCM50A	20 x 1,5	24	8	8	10	7	£5.70	€ 7.70
TSCM6M	1MSCM60A	22 x 1,5	27	8	8	10	8,5	£6.44	€ 8.69
TSCM7M	1MSCM70A	24 x 2	30	10	10	12	8	£7.75	€ 10.46
TSCM8M	1MSCM80A	30 x 2	36	10	10	12	8	£9.90	€ 13.37
TSCM9M	1MSCM90A	33 x 2	40	15	15	14	8	£13.76	€ 18.58
TSCM10M	1MSCM91A	42 x 3	50	15	15	15	10	£17.31	€ 23.37
TSCM11M	1MSCM92A	48 x 3	55	15	15	15	10	£18.24	€ 24.62
TSCM12M	1MSCM93A	60 x 4	70	15	15	17	12	£29.12	€ 39.31

## TSCM/F - MAGNETIC DRAIN PLUG WITH MILLED HEAD

- Head milling produces a crown with greater sealing area against the crankcase.
- Recommended for high-rpm machinery.
- A magnetic insert attracts and holds ferrous particles suspended or circulating in the oil, protecting all rotating parts.



TYPE	CODE	GAS	e	g	h	f	t	d	NETT. PRICE	
									£ STERLING	€ EUROS
TSCIWFOG	1GM/FOOA	1/8"	10	5	4	8	8	14	£3.59	€ 4.85
TSCIWF1G	1GM/F10A	1/4"	14	5	4	8	9,5	18	£3.96	€ 5.35
TSCWF2G	1GM/F20A	3/8"	18	5	5	9	10	22	£4.49	€ 6.06
TSCM/F3G	1GM/F30A	1/2"	22	6	6	11	10,5	28	£6.39	€ 8.63
TSCM/F4G	1GM/F40A	3/4"	27	10	6	12	12	32	£8.51	€ 11.49
TSCIWF5G	1GM/F50A	1"	34	10	7	14	12	40	£11.91	€ 16.08

TYPE	CODE	MB SERIES	e	g	h	f	t	d	NETT. PRICE	
									£ STERLING	€ EUROS
TSCM/FOM	1MM/FOOA	10 x 1	10	5	4	8	8	14	£3.59	€ 4.85
TSCM/F1M	1MM/F10A	14 x 1,5	14	5	4	8	8	18	£3.96	€ 5.35
TSCWF2M	1MM/F20A	16 x 1,5	18	5	5	9	10	22	£4.49	€ 6.06
TSCWF3M	1MM/F30A	18 x 1,5	18	5	5	9	9	24	£4.92	€ 6.64
TSCWF4M	1MM/F40A	20 x 1,5	20	6	6	10	9	26	£5.43	€ 7.33
TSCWF5M	1MM/F50A	22 x 1,5	22	6	6	11	10,5	28	£6.39	€ 8.63
TSCWF6M	1MM/F60A	24 x 2	24	8	6	12	9	30	£7.82	€ 10.56
TSCWF7M	1MM/F70A	30 x 2	30	10	6	12	10,5	38	£9.86	€ 13.31
TSCWF8M	1MM/F80A	33 x 2	34	10	7	14	10,5	40	£11.91	€ 16.08

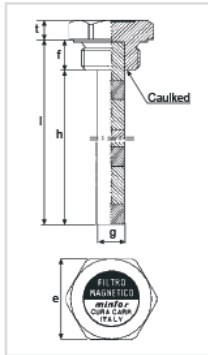
## FMC - MAGNETIC FILTER ROD

www.flowfitonline.com  
TECH. DATA SHEET  
**MA01**

- Head of hardened, tempered light alloy.
- Permanent magnetic sections of special alloy with wide-radius action.
- Non-magnetic coating is smooth for easier, better cleaning.
- Recommended for Grinding Machines, Hydraulic Units and Large tanks.
- On request, supplied with different length.



TYPE	CODE	GAS	t	f	l	h	g	e	NETT. PRICE	
									£ STERLING	€ EUROS
FMC1G	1GFMC10A	3/8"	7	10	80	70	9	22	£18.67	€ 25.20
FMC2G	1G FMC20A	1/2"	9,5	10	95	85	12	27	£22.79	€ 30.77
FMC3G	1G FMC30A	3/4"	9,5	12	102	90	17	32	£29.94	€ 40.42
FMC4G	1G FMC40A	1"	9,5	14	104	90	17	40	£37.71	€ 50.91
FMC5G	1G FMC50A	1" 1/4	10	15	105	90	28	50	£47.58	€ 64.23
FMC6G	1G FMC60A	1" 1/2	10	15	105	90	28	55	£49.78	€ 67.20
FMC7G	1G FMC70A	2"	12	17	107	90	28	70	£58.28	€ 78.68



TYPE	CODE	MB SERIES	t	f	l	h	g	e	NETT. PRICE	
									£ STERLING	€ EUROS
FMC1M	1MFMC10A	16 x 1,5	7	10	80	70	9	22	£18.81	€ 25.39
FMC2M	1MFMC20A	18 x 1,5	7	10	80	70	9	22	£20.32	€ 27.43
FM C3M	1MFMC30A	20 x 1,5	7	10	95	85	12	24	£24.62	€ 33.24
FMC4M	1MFMC40A	22 x 1,5	8,5	10	95	85	12	27	£24.64	€ 33.26
FMC5M	1MFMC50A	24 x 2	8	12	102	90	12	30	£31.21	€ 42.13
FM C6M	1MFMC60A	30 x 2	8	12	102	90	17	36	£40.60	€ 54.81
FMC7M	1MFMC70A	33 x 2	8	14	104	90	17	40	£37.71	€ 50.91
FMC8M	1MFMC80A	42 x 3	10	15	105	90	28	50	£47.58	€ 64.23
FM C9M	1MFMC90A	48 x 3	10	15	105	90	28	55	£52.41	€ 70.75
FMC10M	1M FMC95A	60 x 4	12	17	107	90	28	70	£58.28	€ 78.68

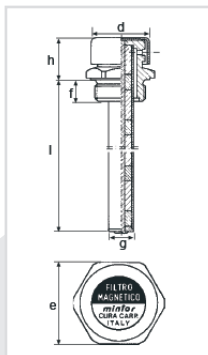
## FMC/LS - MAGNETIC FILTER WITH DIPSTICK AND BREATHER

www.flowfitonline.com  
TECH. DATA SHEET  
**MA01**

- Magnetic dipstick built into breather plug.
- Galvanized-steel cover vents internal pressure and keeps out foreign bodies during the intake stroke.
- The magnetic dipstick is composed of permanent magnetic sections in special alloy with wide-radius action.
- The non-magnetic coating is smooth for easier, better cleaning.
- Recommended for Grinding Machines Hydraulic Units and Large Tanks.
- On request, supplied with different length.



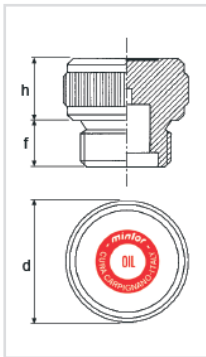
TYPE	CODE	GAS	t	f	l	h	g	e	NETT. PRICE	
									£ STERLING	€ EUROS
FMC/LS1G	1GFLS10A	1/2"	26	22	10	170	9	27	£26.04	€ 35.15
FMC/LS2G	1G FLS20A	3/4"	30	24	12	200	12	32	£34.69	€ 46.83
FMC/LS3G	1G FLS30A	1"	38	29	14	200	12	40	£45.97	€ 62.06
FM C/LS4G	1G FLS40A	1" 1/4	50	33	15	200	17	50	£55.80	€ 75.33



## DRAIN FILLING PLUGS

### TC/Z - FILLING PLUG

- Threaded plug with knurled round head for hand-tightening.  
By request: with filling label



TYPE	CODE	GAS	h	f	d	NETT. PRICE	
						£ STERLING	€ EUROS
TC/ZOG	1GCZ00A	1/8"	12	8	20	£1.80	€ 2.43
TC/Z1G	1GCZ010A	1/4"	12	8	22	£2.09	€ 2.82
TC/Z2G	1GCZ020A	3/8"	13,5	10	26	£2.38	€ 3.21
TC/Z3G	1GCZ030A	1/2"	16,5	10	30	£3.18	€ 4.29
TC/Z4G	1GCZ040A	3/4"	20	12	40	£4.63	€ 6.25
TC/Z5G	1GCZ050A	1"	21,5	14	45	£6.43	€ 8.68
TC/Z6G	1GCZ060A	1" 1/4	20	15	55	£9.95	€ 13.43
TC/Z7G	1GCZ070A	1" 1/2	20	15	55	£12.72	€ 17.17
TC/Z8G	1GCZ080A	2"	20	17	70	£23.70	€ 32.00

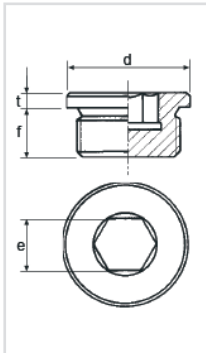
TYPE	CODE	MB SERIES	h	f	d	NETT. PRICE	
						£ STERLING	€ EUROS
TC/ZOM	1MCZ00A	10 x 1	12	8	20	£1.80	€ 2.43
TC/Z1M	1MCZ010A	14 x 1,5	12	8	22	£2.09	€ 2.82
TC/Z2M	1MCZ020A	16 x 1,5	12	10	26	£2.38	€ 3.21
TC/Z3M	1MCZ030A	18 x 1,5	12	10	26	£2.70	€ 3.65
TC/Z4M	1MCZ040A	20 x 1,5	15	10	30	£3.01	€ 4.06
TC/Z5M	1MCZ050A	22 x 1,5	15	10	30	£3.18	€ 4.29
TC/Z6M	1MCZ060A	24 x 2	15	12	36	£4.53	€ 6.12
TC/Z7M	1MCZ070A	30 x 2	20	12	42	£5.91	€ 7.98
TC/Z8M	1MCZ080A	33 x 2	20	14	45	£6.43	€ 8.68

www.flowfitonline.com  
TECH. DATA SHEET  
**MA01**

### TCE - DRAIN FILLING PLUG WITH HEX SLOT

- Made of tempered, hardened light alloy.
- High twisting resistance, suitable for applications requiring minimum projection.

- Available with metal washers only.



TYPE	CODE	GAS	d	t	f	e	NETT. PRICE	
							£ STERLING	€ EUROS
TCEOG	1GTBE00A	1/8"	14	3	8	5	£1.03	€ 1.39
TCE1G	1GTBE10A	1/4"	18	3	12	6	£1.14	€ 1.54
TCE2G	1GTBE20A	3/8"	22	3	12	8	£1.25	€ 1.69
TCEOG	1GTBE30A	1/2"	26	4	14	10	£1.66	€ 2.24
TCE4G	1GTBE40A	3/4"	32	4	16	12	£2.16	€ 2.92
TCEOG	1GTBE50A	1"	40	5	16	17	£3.09	€ 4.17
TCEOG	1GTBE60A	1" 1/4	49	5	16	22	£7.49	€ 10.11
TCE7G	1GTBE70A	1" 1/2	55	5	16	24	£9.35	€ 12.62
TCEOG	1GTBE80A	2"	68	5	20	32	£19.32	€ 26.08

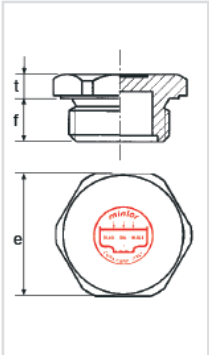
TYPE	CODE	MB SERIES	d	t	f	e	NETT. PRICE	
							£ STERLING	€ EUROS
TCEOM	1MTBE00A	10 x 1	14	3	8	5	£1.03	€ 1.39
TCE1M	1MTBE10A	12 x 1,5	17	3	12	6	£1.11	€ 1.50
TCE2M	1MTBE20A	14 x 1,5	19	3	12	6	£1.14	€ 1.54
TCE3M	1MTBE30A	16 x 1,5	21	3	12	8	£1.25	€ 1.69
TCE4M	1MTBE40A	18 x 1,5	23	3	12	8	£1.38	€ 1.86
TCE5M	1MTBE50A	20 x 1,5	25	4	14	10	£1.76	€ 2.38
TCE6M	1MTBE60A	22 x 1,5	27	4	14	10	£1.66	€ 2.24
TCE7M	1MTBE70A	24 x 1,5	29	4	14	12	£3.17	€ 4.28
TCE8M	1MTBE80A	24 x 2	29	4	14	12	£3.17	€ 4.28
TCE9M	1MTBE90A	26 x 1,5	32	4	16	12	£3.23	€ 4.36
TCE10M	1MTBE91A	27 x 2	32	4	16	12	£3.47	€ 4.68
TCE11M	1MTBE92A	30 x 1,5	36	4	16	17	£3.55	€ 4.79
TCE12M	1MTBE93A	30 x 2	36	4	16	17	£3.55	€ 4.79
TCE13M	1MTBE94A	33 x 2	40	5	16	17	£3.62	€ 4.89

www.flowfitonline.com  
TECH. DATA SHEET  
**MA01**

## TC - FILLING PLUG

• Tight-sealing, maximum resistance to twisting and overheating.

www.flowfitonline.com  
TECH. DATA SHEET  
**MA01**



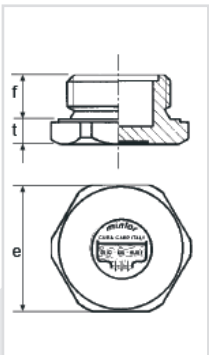
TYPE	CODE	GAS	t	f	e	NETT. PRICE	
						£ STERLING	€ EUROS
TCOG	1GTC000A	1/8"	5	8	14	£1.50	€ 2.03
TC1G	1GTC010A	1/4"	7,5	8	17	£1.55	€ 2.09
TC2G	1GTCO20A	3/8"	8,5	10	22	£1.61	€ 2.17
TC3G	1GTCO30A	1/2"	8,5	10	27	£2.24	€ 3.02
TC4G	1GTC040A	3/4"	9,5	12	32	£3.32	€ 4.48
TC5G	1GTCO50A	1"	9,5	14	40	£5.09	€ 6.87
TC6G	1GTC060A	1" 1/4	10	15	50	£9.17	€ 12.38
TC7G	1GTC070A	1" 1/2	10	15	55	£10.65	€ 14.38
TC8G	1GTC080A	2"	12	17	70	£19.46	€ 26.27

TYPE	CODE	MB SERIES	t	f	e	NETT. PRICE	
						£ STERLING	€ EUROS
TC0M	1MTC000A	10 x 1	5	8	14	£1.50	€ 2.03
TC1M	1MTC010A	14 x 1,5	6	8	17	£1.55	€ 2.09
TC2M	1MTCO20A	16 x 1,5	7	10	22	£1.61	€ 2.17
TC3M	1MTCO30A	18 x 1,5	7	10	22	£2.12	€ 2.86
TC4M	1MTC040A	20 x 1,5	7	10	24	£2.43	€ 3.28
TC5M	1MTCO50A	22 x 1,5	8,5	10	27	£2.24	€ 3.02
TC6M	1MTC060A	24 x 2	8	12	30	£3.71	€ 5.01
TC7M	1MTC070A	26 x 1,5	8	12	32	£4.00	€ 5.40
TC8M	1MTC080A	30 x 2	8	12	36	£5.22	€ 7.05
TC9M	1MTC090A	33 x 2	8	14	40	£5.66	€ 7.64
TC10M	1MTC091A	42 x 3	10	15	50	£9.17	€ 12.38
TC11M	1MTC092A	48 x 3	10	15	55	£11.84	€ 15.98
TC12M	1MTC093A	60 x 4	12	17	70	£19.46	€ 26.27

## TC - FILLING PLUG

• Tight-sealing, maximum resistance to twisting and overheating.

www.flowfitonline.com  
TECH. DATA SHEET  
**MA01**



TYPE	CODE	GAS	f	t	e	NETT. PRICE	
						£ STERLING	€ EUROS
TSCOG	1GTSCOOA	1/8"	8	5	14	£1.50	€ 2.03
TSC1G	1GTSC10A	1/4"	8	7,5	17	£1.55	€ 2.09
TSC2G	1GTSC20A	3/8"	10	8,5	22	£1.61	€ 2.17
TSCOG	1GTSC30A	1/2"	10	8,5	27	£2.24	€ 3.02
TSC4G	1GTSC40A	3/4"	12	9,5	32	£3.32	€ 4.48
TSCOG	1GTSC50A	1"	14	9,5	40	£5.09	€ 6.87
TSCOG	1GTSC60A	1" 1/4	15	10	50	£9.17	€ 12.38
TSC7G	1GTSC70A	1" 1/2	15	10	55	£10.65	€ 14.38
TSCOG	1GTSC80A	2"	17	12	70	£19.46	€ 26.27

TYPE	CODE	MB SERIES	f	t	e	NETT. PRICE	
						£ STERLING	€ EUROS
TSCOM	1MTSCOOA	10 x 1	8	5	14	£1.50	€ 2.03
TSC1M	1MTSC10A	14 x 1,5	8	6	17	£1.55	€ 2.09
TSC2M	1MTSC20A	16 x 1,5	10	7	22	£1.61	€ 2.17
TSC3M	1MTSC30A	18 x 1,5	10	7	22	£2.12	€ 2.86
TSC4M	1MTSC40A	20 x 1,5	10	7	24	£2.43	€ 3.28
TSC5M	1MTSC50A	22 x 1,5	10	8,5	27	£2.24	€ 3.02
TSC6M	1MTSC60A	24 x 2	12	8	30	£3.71	€ 5.01
TSC7M	1MTSC70A	26 x 1,5	12	8	32	£4.00	€ 5.40
TSC8M	1MTSC80A	30 x 2	12	8	36	£5.22	€ 7.05
TSC9M	1MTSC90A	33 x 2	14	8	40	£5.66	€ 7.64
TSC10M	1MTSC91A	42 x 3	15	10	50	£9.17	€ 12.38
TSC11M	1MTSC92A	48 x 3	15	10	55	£11.84	€ 15.98
TSC12M	1MTSC93A	60 x 4	17	12	70	£19.46	€ 26.27

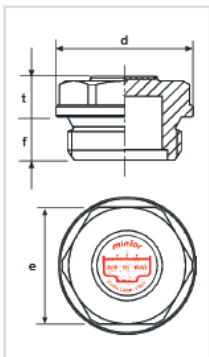
## TC/F - FILLING PLUG

- Tight-sealing, maximum resistance to twisting and overheating.
- Head milling produces a crown with greater sealing area against the crankcase.

www.flowfitonline.com  
TECH. DATA SHEET  
**MA01**



TYPE	CODE	GAS	d	t	f	e	NETT. PRICE	
							£ STERLING	€ EUROS
TC/FOG	1GC/FOOA	1/8"	14	7	8	10	£1.41	€ 1.90
TC/F1G	1GC/F10A	1/4"	20	9,5	8	17	£1.51	€ 2.04
TC/F2G	1GC/F20A	3/8"	22	10	9	18	£1.73	€ 2.34
TC/FOG	1GC/F30A	1/2"	28	10,5	11	22	£2.28	€ 3.08
TC/F4G	1GC/F40A	3/4"	32	10,5	12	27	£3.89	€ 5.25
TC/F5G	1GC/F50A	1"	40	12	12,5	34	£4.98	€ 6.72



TYPE	CODE	MB SERIES	d	t	f	e	NETT. PRICE	
							£ STERLING	€ EUROS
TC/FOM	1MC/FOOA	10x1	14	7	8	10	£1.41	€ 1.90
TC/F1M	1MC/F10A	14x 1,5	20	8	8	17	£1.51	€ 2.04
TC/F2M	1MC/F20A	16 x 1,5	22	10	9	18	£1.73	€ 2.34
TC/FOM	1MC/F30A	18 x 1,5	26	8	9	20	£1.90	€ 2.57
TC/F4M	1MC/F40A	20 x 1,5	28	9	10	22	£2.18	€ 2.94
TC/F5M	1MC/F50A	22 x 1,5	28	10,5	11	22	£2.28	€ 3.08

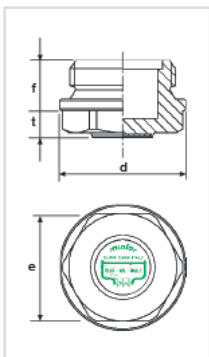
## TSC/F - DRAIN PLUG

- Tight-sealing, maximum resistance to twisting and overheating.
- Head milling produces a crown with greater sealing area against the crankcase.

www.flowfitonline.com  
TECH. DATA SHEET  
**MA01**



TYPE	CODE	GAS	d	t	f	e	NETT. PRICE	
							£ STERLING	€ EUROS
TSC/FOG	1GS/FOOA	1/8"	14	7	8	10	£1.41	€ 1.90
TSC/F1G	1GS/F10A	1/4"	20	9,5	8	17	£1.51	€ 2.04
TSC/F2G	1GS/F20A	3/8"	22	10	9	18	£1.73	€ 2.34
TSC/FOG	1GS/F30A	1/2"	28	10,5	11	22	£2.28	€ 3.08
TSC/F4G	1GS/F40A	3/4"	32	10,5	12	27	£3.89	€ 5.25
TSC/F5G	1GS/F50A	1"	40	12	12,5	34	£4.98	€ 6.72



TYPE	CODE	MB SERIES	d	t	f	e	NETT. PRICE	
							£ STERLING	€ EUROS
TSC/FOM	1MS/FOOA	10 x 1	14	7	8	10	£1.41	€ 1.90
TSC/F1M	1MS/F10A	14 x 1,5	20	8	8	17	£1.51	€ 2.04
TSC/F2M	1MS/F20A	16 x 1,5	22	10	9	18	£1.73	€ 2.34
TSC/FOM	1MS/F30A	18 x 1,5	26	8	9	20	£1.90	€ 2.57
TSC/F4M	1MS/F40A	20 x 1,5	28	9	10	22	£2.18	€ 2.94
TSC/F5M	1MS/F50A	22 x 1,5	28	10,5	11	22	£2.28	€ 3.08

## VISUAL LEVEL INDICATORS

### TLP - VISUAL LEVEL INDICATOR NON-THREADED

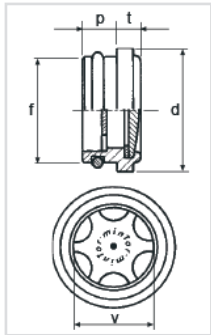
• Transparent inspection window unaffected by high or low temperatures.

• Avoid contact with alcohol and solvents.  
• O-ring for pressure assembly.

www.flowfitonline.com  
TECH. DATA SHEET  
**MA01**



TYPE	CODE	O - R	p	t	d	Øf <sup>mm</sup>	V	NETT. PRICE	
								£ STERLING	€ EUROS
TLP0	1PTP000A	OR 115	9	5	20	17	11	£3.42	€ 4.62
TLP1	1PTP010A	OR 119	9	6	24	20	13	£3.68	€ 4.97
TLP2	1PTP020A	OR 128	9	8	30	26	16	£4.53	€ 6.12
TLP3	1PTP030A	OR 3100	10	8	34	30	21	£5.36	€ 7.24
TLP4	1PTP040A	OR 3118	10	8	38	35	27	£7.21	€ 9.73
TLP5	1PTP050A	OR 3131	10	8	42	38	27	£7.95	€ 10.73



### TLA - VISUAL LEVEL INDICATOR

• Standard polycarbonate transparent inspection window unaffected by high or low temperatures.

• Special version: with Pyrex glass for high temperatures.

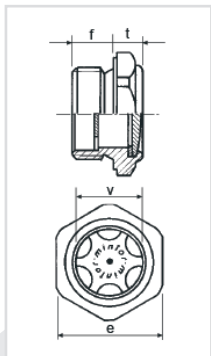
• Avoid contacts with alcohol and solvents.

• By request: with anchor nut for unthreaded hole.

www.flowfitonline.com  
TECH. DATA SHEET  
**MA01**



TYPE	CODE	GAS	d	t	v	e	NETT. PRICE	
							£ STERLING	€ EUROS
TLAN1G	1GTLN10A	1/4"	8	7	10	17	£2.73	€ 3.69
TLA2G	1GTLA20A	3/8"	9	7	13	22	£2.93	€ 3.96
TLA3G	1GTLA30A	1/2"	10	9	16	27	£3.28	€ 4.43
TLA4G	1GTLA40A	3/4"	11	9	21	32	£3.89	€ 5.25
TLA5G	1GTLA50A	1"	14	10	27	40	£5.52	€ 7.45
TLA6G	1GTLA60A	1 1/4"	15	10	37	50	£11.01	€ 14.86
TLA7G	1GTLA70A	1 1/2"	15	10	40	55	£12.85	€ 17.35
TLA8G	1GTLA80A	2"	17	14	50	70	£24.63	€ 33.25



TYPE	CODE	MB SERIES	d	t	v	e	NETT. PRICE	
							£ STERLING	€ EUROS
TLAN1M	1MTLN10A	14 x 1,5	8	7	10	17	£2.58	€ 3.48
TLA2M	1MTLA20A	16 x 1,5	9	7	13	22	£2.75	€ 3.71
TLA3M	1MTLA30A	18 x 1,5	9	7	13	22	£2.85	€ 3.85
TLA4M	1MTLA40A	20 x 1,5	10	7	16	24	£2.99	€ 4.04
TLA5M	1MTLA50A	22 x 1,5	10	9	16	27	£3.09	€ 4.17
TLA6M	1MTLA60A	24 x 1,5	11	9	16	30	£4.62	€ 6.24
TLA7M	1MTLA70A	24 x 2	11	9	16	30	£4.90	€ 6.62
TLA8M	1MTLA80A	25 x 1,5	11	9	21	32	£4.90	€ 6.62
TLA9M	1MTLA90A	27 x 1,5	11	9	21	32	£5.17	€ 6.98
TLA10M	1MTLA91A	30 x 1,5	11	9	21	36	£5.38	€ 7.26
TLA11M	1MTLA92A	30 x 2	11	9	21	36	£5.38	€ 7.26
TLA12M	1MTLA93A	33 x 1,5	14	10	27	40	£5.52	€ 7.45
TLA13M	1MTLA94A	33 x 2	14	10	27	40	£5.52	€ 7.45
TLA14M	1MTLA95A	35 x 1,5	14	10	27	40	£8.65	€ 11.68
TLA15M	1MTLA96A	40 x 1,5	12	10	37	50	£10.69	€ 14.43
TLA16M	1MTLA97A	42 x 3	15	10	37	50	£11.01	€ 14.86
TLA17M	1MTLA98A	48 x 3	15	10	40	55	£12.85	€ 17.35
TLA18M	1MTLA99A	60 x 2	17	14	50	70	£24.63	€ 33.25
TLA19M	1MTLA999	60 x 4	17	14	50	70	£24.63	€ 33.25



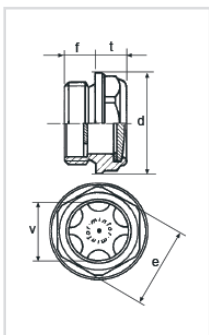
## TLA/F - VISUAL LEVEL INDICATOR WITH MILLED HEAD

www.flowfitonline.com  
TECH. DATA SHEET  
**MA01**

- Standard polycarbonate transparent inspection window unaffected by high or low temperatures.
- Head milling produces a crown with greater sealing area against the crankcase.
- Avoid contacts with alcohol and solvents.
- Special version: with Pyrex glass for high temperatures.



TYPE	CODE	GAS	v	e	f	t	d	NETT. PRICE	
								£ STERLING	€ EUROS
TLA/F1G	1GL/F10A	3/8"	10	18	9	9	22	£3.03	€ 4.09
TLA/F2G	1GL/F20A	1/2"	16	22	10	9	28	£3.47	€ 4.68
TLA/F3G	1GL/F30A	3/4"	21	27	12	11	32	£4.15	€ 5.60
TLA/F4G	1GL/F40A	1"	27	34	12,5	12	40	£5.82	€ 7.86
TLA/F5G	1GL/F50A	1 1/4"	37	46	15	12	50	£11.45	€ 15.46



TYPE	CODE	GAS	v	e	f	t	d	NETT. PRICE	
								£ STERLING	€ EUROS
TLA/F1 M	1ML/F10A	16 x 1,5	10	18	9	9	22	£3.03	€ 4.09
TLA/F2M	1ML/F20A	18 x 1,5	13	20	9	9	26	£3.17	€ 4.28
TLA/F3M	1ML/F30A	20 x 1,5	16	22	10	9	28	£3.38	€ 4.56
TLA/F4M	1ML/F40A	22 x 1,5	16	22	10	9	28	£3.47	€ 4.68

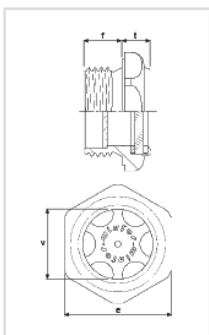
## TLAX - VISUAL LEVEL INDICATOR WITH GLASS

www.flowfitonline.com  
TECH. DATA SHEET  
**MA01**

- Transparent inspection window in Pyrex glass suitable for high and low temperatures from - 20°C till + 200°C max.
- Supplied complete with internal Viton washer.



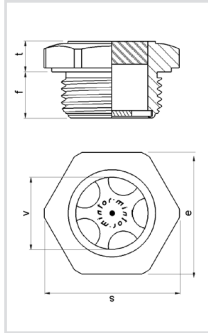

TYPE	CODE	GAS	f	t	v	e	NETT. PRICE	
							£ STERLING	€ EUROS
TLAX1G	1GTLX10A	1/4"	8	9	10	17	£5.47	€ 7.38
TLAX2G	1GTLX20A	3/8"	9	10	13	22	£6.00	€ 8.10
TLAX3G	1GTLX30A	1/2"	10	9	16	27	£7.74	€ 10.45
TLAX4G	1GTLX40A	3/4"	11	9	21	32	£9.52	€ 12.85
TLAX5G	1GTLX50A	1"	14	10	27	40	£12.13	€ 16.38
TLAX6G	1GTLX60A	1 1/4"	15	10	37	50	£19.56	€ 26.41
TLAX7G	1GTLX70A	1 1/2"	15	10	40	55	£20.39	€ 27.53
TLAX8G	1GTLX80A	2"	17	14	50	70	£20.39	€ 27.53



TYPE	CODE	MB SERIES	f	t	v	e	NETT. PRICE	
							£ STERLING	€ EUROS
TLAX1M	1MTLX10A	14 x 1,5	8	9	10	17	£5.47	€ 7.38
TLAX2M	1MTLX20A	16 x 1,5	9	10	13	22	£6.00	€ 8.10
TLAX3M	1MTLX30A	18 x 1,5	9	10	13	22	£7.21	€ 9.73
TLAX4M	1MTLX40A	20 x 1,5	10	10	16	24	£7.63	€ 10.30
TLAX5M	1MTLX50A	22 x 1,5	10	9	16	27	£7.74	€ 10.45
TLAX6M	1MTLX60A	27 x 1,5	11	9	21	32	£11.05	€ 14.92
TLAX7M	1MTLX70A	33 x 1,5	14	10	27	40	£13.62	€ 18.39
TLAX8M	1MTLX80A	33 x 2	14	10	27	40	£13.62	€ 18.39
TLAX9M	1MTLX90A	35 x 1,5	14	10	27	40	£15.46	€ 20.87
TLAX10M	1MTLX91A	40 x 1,5	12	10	37	50	£21.30	€ 28.76
TLAX11 M	1MTLX92A	42 x 3	15	10	37	50	£22.54	€ 30.43

## TLA XP - VISUAL LEVEL INDICATOR IN STEEL WITH GLASS FOR HIGH PRESSURE

www.flowfitonline.com  
TECH. DATA SHEET  
**MA01**

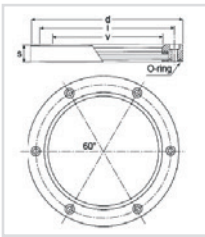


- Body made in nichel-plated steel and transparent inspection window in glass.  
Suitable for high pressures max 30 bar.
- Suitable for high and low temperatures from -30°C till +250°C max.
- Application: Compressors, Construction Machinery and Earth Moving

TYPE	CODE	GAS	f	t	v	e	S	NETT. PRICE	
								£ STERLING	€ EUROS
TLAXP3G	1GTLXP3A	1/2"	9	9,5	14	27	30,2	£13.14	€ 17.74
TLAXP4G	1GTLXP4A	3/4"	12,5	8	19	32	35,7	£15.14	€ 20.44

## OBLÒ - INSPECTION PORTHOLE OR LIQUID-LEVEL Ø 100

www.flowfitonline.com  
TECH. DATA SHEET  
**MA01**



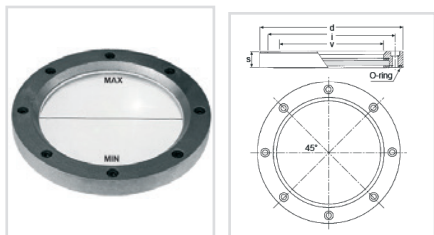
- Made of aluminium light alloy with tempered glass; supplied complete with gum washers, anchor screws and O-ring
- For the tightening to build a central hole of 100 mm and 6 threaded holes M6 arranged 60° on a diameter with inter-axis of 130 mm.
- The thickness of the reservoir must not be less than 5 mm.

TYPE	CODE	v	d	i	s	NETT. PRICE	
						£ STERLING	€ EUROS
OBLÒ	10BL030A	Ø 100	Ø 150	Ø 130	19,5	£40.87	€ 55.17



# OBLÒ - INSPECTION PORTHOLE OR LIQUID-LEVEL Ø 148

www.flowfitonline.com  
TECH. DATA SHEET  
**MA01**



- Made of aluminium light alloy with tempered glass; supplied complete with gum washers, anchor screws and O-ring.
- For the tightening to build a central hole of 148 mm and 8 threaded holes M6 arranged 45° on a diameter with inter-axis of 180 mm
- The thickness of the reservoir must not be less than 5 mm.

TYPE	CODE	GAS	f	t	e	NETT. PRICE	
						£ STERLING	€ EUROS
OBL0	10BL040A	Ø 148	Ø 202	Ø 180	21,5	£55.70	€ 75.20

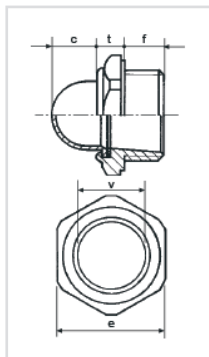
# IFC - DOME-SHAPED LEVEL GAUGE

www.flowfitonline.com  
TECH. DATA SHEET  
**MA01**

- Transparent glass that does not alter at high and low temperatures.
- It is particularly suitable for seeing the fluid from the side, as well as the circulation of fluid from the top.
- Avoid contact with alcohol and solvents.
- It is supplied with fixing nut for non-threaded holes on request.



TYPE	CODE	GAS	f	t	v	e	c	NETT. PRICE	
								£ STERLING	€ EUROS
IFCOG	1GIFC00A	3/8"	8	6	16	24	9	£2.98	€ 4.02
IFC1G	1GIFC10A	1/2"	10	9,5	16	27	9	£3.28	€ 4.43
IFC2G	1GIFC20A	3/4"	11	10	19	32	13	£3.89	€ 5.25
IFCOG	1GIFC30A	1"	14	10	25	40	17	£5.52	€ 7.45
IFC4G	1GIFC40A	1 1/4"	15	10,5	33	50	23	£12.31	€ 16.62
IFCOG	1GIFC50A	1 1/2"	15	10,5	36	55	24	£14.36	€ 19.39
IFCOG	1GIFC60A	2"	17	14	42	70	28	£24.63	€ 33.25



TYPE	CODE	MB SERIES	f	t	v	e	c	NETT. PRICE	
								£ STERLING	€ EUROS
IFCOM	1MIFC00A	16x 1,5	8	6	16	24	9	£2.98	€ 4.02
IFCOM	1MIFC01A	18x 1,5	8	6	16	24	9	£2.98	€ 4.02
IFC1M	1MIFC10A	20 x 1,5	10	8	16	24	9	£3.89	€ 5.25
IFC2M	1MIFC20A	22 x 1,5	10	9,5	16	27	9	£3.28	€ 4.43
IFC3M	1MIFC30A	24 x 1,5	11	9,5	14	30	9	£4.90	€ 6.62
IFC4M	1MIFC40A	25 x 1,5	11	10	18	32	13	£4.90	€ 6.62
IFC5M	1MIFC50A	27 x 1,5	11	10	18	32	13	£6.08	€ 8.21
IFC6M	1MIFC60A	30 x 1,5	11	11	23	36	15	£6.34	€ 8.56
IFC7M	1MIFC70A	33 x 1,5	14	10,5	25	40	17	£6.50	€ 8.78
IFC8M	1MIFC80A	35 x 1,5	14	10,5	23	40	17	£8.65	€ 11.68
IFC9M	1MIFC90A	40 x 1,5	15	10,5	33	50	23	£12.58	€ 16.98
IFC10M	1MIFC95A	45 x 1,5	15	10,5	36	55	24	£14.07	€ 18.99
IFC11M	1MIFC99A	52 x 1,5	17	14	42	60	28	£24.63	€ 33.25

## GTSF - LEVEL INDICATOR UNIT WITH BREATHER PLUG

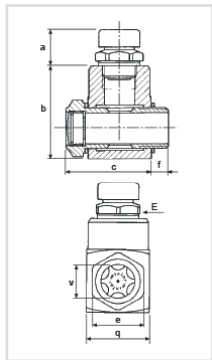
www.flowfitonline.com  
TECH. DATA SHEET  
**MA01**

• This unit was designed to satisfy both technical and economical requirements, because it can be applied with a single hole obtaining three services: oil filling, vapor venting, level indication.

• Avoid contact with alcohol and solvents.



TYPE	CODE	GAS	v	e	q	a	b	c	f	E	NETT. PRICE	
											£ STERLING	€ EUROS
GTSF1G	1GGSF10M	3/8"	16	27	30	20	46	43	11	22	£24.43	€ 32.98
GTSF2G	1GGSF20M	1/2"	16	27	30	21	46	43	11	22	£25.40	€ 34.29
GTSF3G	1GGSF30M	3/4"	21	32	40	22	60	52	11	27	£31.44	€ 42.44
GTSF4G	1GGSF40M	1"	27	40	40	26	60	55	16	32	£36.25	€ 48.94



TYPE	CODE	MB SERES	v	e	q	a	b	c	f	E	NETT. PRICE	
											£ STERLING	€ EUROS
GTSF1M	1MGSF10M	16 x 1,5	16	27	30	20	46	43	11	22	£24.43	€ 32.98
GTSF2M	1MGSF20M	18 x 1,5	16	27	30	21	46	43	11	22	£24.69	€ 33.33
GTSF3M	1MGSF30M	20 x 1,5	16	27	30	21	46	43	11	22	£25.04	€ 33.80
GTSF4M	1MGSF40M	22 x 1,5	16	27	30	21	46	43	11	22	£25.40	€ 34.29
GTSF5M	1MGSF50M	24 x 2	16	30	40	22	60	52	11	27	£33.60	€ 45.36
GTSF6M	1MGSF60M	30 x 2	21	36	40	26	60	52	14	27	£35.67	€ 48.15
GTSF7M	1MGSF70A	33 x 2	27	40	40	26	60	55	16	32	£36.25	€ 48.94

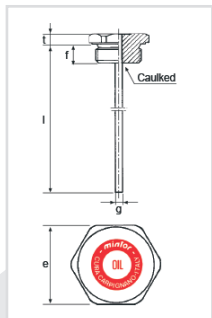
## TCLA - FILLING PLUG WITH DIPSTICK

www.flowfitonline.com  
TECH. DATA SHEET  
**MA01**

• Hex-head threaded plug with built-in dipstick.  
• Also available in various min. and max. notches and lengths.



TYPE	CODE	GAS	t	f	l	g	e	NETT. PRICE	
								£ STERLING	€ EUROS
TCLA1G	1GCLA10A	1/4"	6	8	120	5	17	£3.22	€ 4.35
TCLA2G	1GCLA20A	3/8"	8,5	10	170	5	22	£3.56	€ 4.81
TCLA3G	1GCLA30A	1/2"	8,5	10	170	5	27	£4.17	€ 5.63
TCLA4G	1GCLA40A	3/4"	9,5	12	200	5	32	£6.08	€ 8.21
TCLA5G	1GCLA50A	1"	9,5	14	200	5	40	£7.90	€ 10.67
TCLA6G	1GCLA60A	1" 1/4	10	15	250	5	50	£11.47	€ 15.48
TCLA7G	1GCLA70A	1" 1/2	10	15	250	5	55	£13.86	€ 18.71
TCLA8G	1GCLA80A	2"	12	17	250	5	70	£24.03	€ 32.44



TYPE	CODE	MB SERIES	t	f	l	g	e	NETT. PRICE	
								£ STERLING	€ EUROS
TCLA1M	1MCLA10A	14 x 1,5	6	8	120	5	17	£3.22	€ 4.35
TCLA2M	1MCLA20A	16 x 1,5	7	10	170	5	22	£3.56	€ 4.81
TCLA3M	1MCLA30A	18 x 1,5	7	10	170	5	22	£3.86	€ 5.21
TCLA4M	1MCLA40A	20 x 1,5	7	10	170	5	24	£3.97	€ 5.36
TCLA5M	1MCLA50A	22 x 1,5	7	10	170	5	27	£4.17	€ 5.63
TCLA6M	1MCLA60A	24 x 2	8	12	200	5	30	£6.10	€ 8.24
TCLA7M	1MCLA70A	30 x 2	8	12	200	5	36	£7.98	€ 10.77
TCLA8M	1MCLA80A	33 x 2	8	14	200	5	40	£8.32	€ 11.23
TCLA9M	1MCLA90A	42 x 3	10	15	250	5	50	£11.47	€ 15.48
TCLA10M	1MCLA95A	48 x 3	10	15	250	5	55	£14.58	€ 19.68
TCLA11M	1MCLA99A	60 x 4	12	17	250	5	70	£25.29	€ 34.14

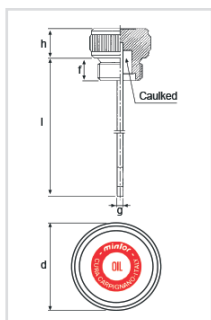
## TCLA/Z - FILLING PLUG WITH DIPSTICK

- Threaded plug with knurled round head for hand-tightening.
- Available on request with various min. and max. notches and lengths.
- Built-in dipstick.

www.flowfitonline.com  
TECH. DATA SHEET  
**MA01**



TYPE	CODE	GAS	h	f	l	g	d	PRICE	
								£ STERLING	€ EUROS
TCLA/Z1G	1GLAZ10A	1/4"	12	8	120	5	22	£3.28	€ 4.43
TCLA/Z2G	1GLAZ20A	3/8"	13,5	10	170	5	26	£3.64	€ 4.91
TCLA/Z3G	1GLAZ30A	1/2"	16,5	10	170	5	30	£4.25	€ 5.74
TCLA/Z4G	1GLAZ40A	3/4"	20	12	200	5	40	£6.13	€ 8.28
TCLA/Z5G	1GLAZ50A	1"	21,5	14	200	5	45	£8.41	€ 11.35
TCLA/Z6G	1GLAZ60A	1" 1/4	20	15	250	5	55	£11.54	€ 15.58
TCLA/Z7G	1GLAZ70A	1"1/2	20	15	250	5	55	£14.14	€ 19.09
TCLA/Z8G	1GLAZ80A	2"	20	17	250	5	70	£25.52	€ 34.45



TYPE	CODE	MB SERIES	h	f	l	g	d	PRICE	
								£ STERLING	€ EUROS
TCLA/Z1M	1MLAZ10A	14 x 1,5	12	8	120	5	22	£3.28	€ 4.43
TCLA/Z2M	1MLAZ20A	16 x 1,5	12	10	170	5	26	£3.64	€ 4.91
TCLA/Z3M	1MLAZ30A	18 x 1,5	12	10	170	5	26	£3.80	€ 5.13
TCLA/Z4M	1MLAZ40A	20 x 1,5	15	10	170	5	30	£4.13	€ 5.58
TCLA/Z5M	1MLAZ50A	22 x 1,5	15	10	170	5	30	£4.25	€ 5.74
TCLA/Z6M	1MLAZ60A	24 x 2	15	12	200	5	36	£6.37	€ 8.60
TCLA/Z7M	1MLAZ70A	30 x 2	20	12	200	5	42	£8.16	€ 11.02
TCLA/Z8M	1MLAZ80A	33 x 2	20	14	200	5	45	£8.41	€ 11.35

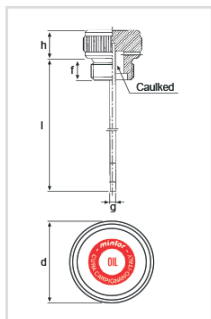
## TCLS/Z - FILLING PLUG WITH DIPSTICK AND BREATHER

- Threaded plug with knurled round head for hand-tightening.
- Available in various max. and min. notches and lengths on request.
- Hole for venting internal pressure.
- For applications requiring extratight sealing, type LSF is recommended.
- Built-in dipstick.

www.flowfitonline.com  
TECH. DATA SHEET  
**MA01**



TYPE	CODE	GAS	h	f	l	g	d	NETT. PRICE	
								£ STERLING	€ EUROS
TCLS/Z1G	1GLSZ10A	1/4"	12	8	120	5	22	£3.56	€ 4.81
TCLS/Z2G	1GLSZ20A	3/8"	13,5	10	170	5	26	£3.91	€ 5.28
TCLS/Z3G	1GLSZ30A	1/2"	16,5	10	170	5	30	£4.59	€ 6.20
TCLS/Z4G	1GLSZ40A	3/4"	20	12	200	5	40	£6.46	€ 8.72
TCLS/Z5G	1GLSZ50A	1"	21,5	14	200	5	45	£8.78	€ 11.85
TCLS/Z6G	1GLSZ60A	1" 1/4	20	15	250	5	55	£11.91	€ 16.08
TCLS/Z7G	1GLSZ70A	1"1/2	20	15	250	5	55	£14.54	€ 19.63
TCLS/Z8G	1GLSZ80A	2"	20	17	250	5	70	£25.78	€ 34.80



TYPE	CODE	MB SERIES	h	f	l	g	d	NETT. PRICE	
								£ STERLING	€ EUROS
TCLS/Z1M	1MLSZ10A	14 x 1,5	12	8	120	5	22	£3.56	€ 4.81
TCLS/Z2M	1MLSZ20A	16 x 1,5	12	10	170	5	26	£3.91	€ 5.28
TCLS/Z3M	1MLSZ30A	18 x 1,5	12	10	170	5	26	£4.13	€ 5.58
TCLS/Z4M	1MLSZ40A	20 x 1,5	15	10	170	5	30	£4.48	€ 6.05
TCLS/Z5M	1MLSZ50A	22 x 1,5	15	10	170	5	30	£4.59	€ 6.20
TCLS/Z6M	1MLSZ60A	24 x 2	15	12	200	5	36	£6.75	€ 9.11
TCLS/Z7M	1MLSZ70A	30 x 2	20	12	200	5	42	£8.51	€ 11.49
TCLS/Z8M	1MLSZ80A	33 x 2	21,5	14	200	5	45	£8.78	€ 11.85

## TCLS - FILLING PLUG WITH DIPSTICK AND BREATHER HOLE

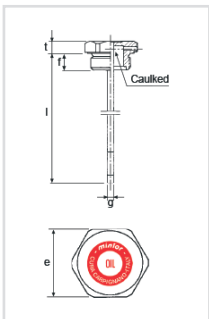
www.flowfitonline.com  
TECH. DATA SHEET  
**MA01**

- Threaded plug with hex head and breather hole for venting internal pressure.
- Built-in dipstick.

- Available with various min. and max. notches and lengths.
- For applications requiring extra-tight sealing, type LSF is recommended.



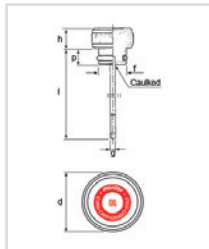
TYPE	CODE	GAS	t	f	l	g	e	NETT. PRICE	
								£ STERLING	€ EUROS
TCLS1G	1GCSSL10A		6	8	120	5	17	£3.42	€ 4.62
TCLS2G	1GCSSL20A	3/8"	8	10	170	5	22	£3.77	€ 5.09
TCLS3G	1GCSSL30A	1/2"	9	10	170	5	27	£4.38	€ 5.91
TCLS4G	1GCSSL40A	3/4"	9	12	200	5	32	£6.27	€ 8.46
TCLS5G	1GCSSL50A	1"	12	14	200	5	40	£8.55	€ 11.54
TCLS6G	1GCSSL60A	1" 1/4	14	15	250	5	50	£11.66	€ 15.74
TCLS7G	1GCSSL70A	1" 1/2	14	15	250	5	55	£14.84	€ 20.03
TCLS8G	1GCSSL80A	2"	14	17	250	5	70	£25.55	€ 34.49



TYPE	CODE	MB SERIES	t	f	l	g	e	NETT. PRICE	
								£ STERLING	€ EUROS
TCLS1M	1MCSL10A	14 x 1,5	6	8	120	5	17	£3.42	€ 4.62
TCLS2M	1MCSL20A	16 x 1,5	8	10	170	5	22	£3.77	€ 5.09
TCLS3M	1MCSL30A	18 x 1,5	8	10	170	5	22	£3.97	€ 5.36
TC LS4M	1MCSL40A	20 x 1,5	9	10	170	5	24	£4.15	€ 5.60
TCLS5M	1MCSL50A	22 x 1,5	9	10	170	5	27	£4.38	€ 5.91
TCLS6M	1MCSL60A	24 x 2	9	12	200	5	30	£6.32	€ 8.53
TCLS7M	1MCSL70A	30 x 2	10	12	200	5	36	£8.21	€ 11.08
TCLS8M	1MCSL80A	33 x 2	12	14	200	5	40	£8.55	€ 11.54
TCLS9M	1MCSL90A	42 x 3	14	15	250	5	50	£11.66	€ 15.74
TCLS10M	1MCSL95A	48 x 3	14	15	250	5	55	£14.84	€ 20.03
TCLS11M	1MCSL99A	60 x 4	14	17	250	5	70	£25.55	€ 34.49

## ILA - LEVEL INDICATOR

www.flowfitonline.com  
TECH. DATA SHEET  
**MA01**



- 0-ring version for smooth holes.
- Knurled round head.
- Built-in dipstick.
- Also available with different min. and max. notches and lengths.

TYPE	CODE	O - R	h	p	l	Øf <sup>mm</sup>	g	d	NETT. PRICE	
									£ STERLING	€ EUROS
ILAO	1PILA00A	OR 108	12	20	120	12	5	21	£6.39	€ 8.63
ILA1	1PILA10A	OR 115	12	9	170	17	5	25	£5.91	€ 7.98
ILA2	1PILA20A	OR 119	15	9	170	20	5	30	£6.43	€ 8.68
ILA3	1PILA30A	OR 3081	15	11	170	25	5	32	£7.06	€ 9.53
ILA4	1PILA40A	OR 3100	18	14	200	30	5	36	£8.61	€ 11.62
ILA5	1PILA50A	OR 4112	18	14	200	35	5	40	£10.32	€ 13.93

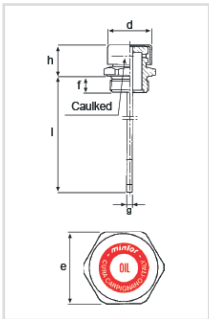


## ILAF - LEVEL INDICATOR WITH BREATHER

- Version for threaded holes.
- Also available in various min. and max. notches and lengths.
- Large chamber with cut perpendicular to the axis protected by its cover of galvanized steel that keeps out foreign bodies and vents internal pressure.
- For applications requiring extratight sealing, type LSF is recommended.
- Built-in dipstick.

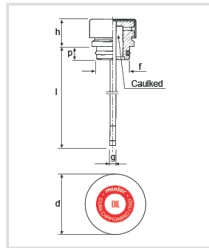


TYPE	CODE	GAS	d	h	f	l	g	e	NETT. PRICE	
									£ STERLING	€ EUROS
ILAF0G	1GIFA00A	1/4"	16,5	17	8	120	5	17	£5.99	€ 8.09
ILAF1G	1GIFA10A	3/8"	22	20	9	170	5	22	£5.99	€ 8.09
ILAF2G	1GIFA20A	1/2"	26	22	10	170	5	27	£6.38	€ 8.61
ILAF0G	1GIFA30A	3/4"	30	24	12	200	5	32	£7.82	€ 10.56
ILAF4G	1GIFA40A	1"	38	29	14	200	5	40	£10.97	€ 14.81
ILAF0G	1GIFA50A	1" 1/4	50	33	15	250	5	50	£17.46	€ 23.57
ILAF0G	1GIFA60A	1" 1/2	55	33	15	250	5	55	£20.59	€ 27.80
ILAF7G	1GIFA70A	2"	70	40	17	250	5	70	£40.39	€ 54.53



TYPE	CODE	MB SERIES	d	h	f	l	g	e	NETT. PRICE	
									£ STERLING	€ EUROS
ILAF0M	1M1FA00A	14 x 1,5	16,5	17	8	120	5	17	£5.99	€ 8.09
ILAF1M	1M1FA10A	16 x 1,5	22	20	9	170	5	22	£5.99	€ 8.09
ILAF2M	1M1FA20A	18 x 1,5	22	20	10	170	5	22	£6.10	€ 8.24
ILAF0M	1M1FA30A	20 x 1,5	24	21	10	170	5	24	£6.24	€ 8.42
ILAF4M	1M1FA40A	22 x 1,5	26	22	10	170	5	27	£6.38	€ 8.61
ILAF0M	1M1FA50A	24 x 2	30	24	12	200	5	30	£7.79	€ 10.52
ILAF6M	1M1FA60A	30 x 2	30	25	12	200	5	36	£10.69	€ 14.43
ILAF7M	1M1FA70A	33 x 2	38	29	14	200	5	40	£10.97	€ 14.81
ILAF8M	1M1FA80A	42 x 3	50	33	15	250	5	50	£17.46	€ 23.57
ILAF9M	1M1FA90A	48 x 3	55	33	15	250	5	55	£20.59	€ 27.80
ILAF10M	1M1FA95A	60 x 4	70	40	17	250	5	70	£40.39	€ 54.53

## ILAS - LEVEL INDICATOR WITH BREATHER



- 0-ring version for smooth holes.
- Large chamber with cut perpendicular to the axis protected by its cover of galvanized steel that keeps out foreign bodies and vents internal pressure.
- Built-in dipstick.
- Also available in various min. and max. notches and lengths.

TYPE	CODE	O - R	h	p	l	Øf <sup>mm</sup>	g	d	NETT. PRICE	
									£ STERLING	€ EUROS
ILAS1	1 PISA10A	OR 115	18	9	170	17	5	22	£6.37	€ 8.60
ILAS2	1 PISA20A	OR 119	19	9	170	20	5	26	£6.64	€ 8.96
ILAS3	1 PISA30A	OR 3081	21	11	170	25	5	30	£7.95	€ 10.73
ILAS4	1 PISA40A	OR 3100	26	14	200	30	5	38	£11.17	€ 15.08
ILAS5	1 PISA50A	OR 4112	30	14	200	35	5	50	£17.76	€ 23.98

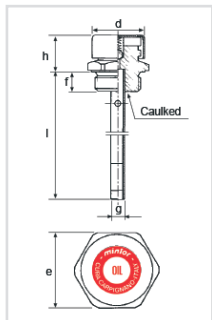
## LSF - LEVEL INDICATOR WITH BREATHER

www.flowfitonline.com  
TECH. DATA SHEET  
**MA01**

- Breather plug and level indicator with galvanized-steel cover and suitably designed internal valve calibrated from 0,05 to 0,10 bar, that opens at intervals to vent internal pressure created by fluid turbulence.
- It is especially recommended for applications on high-rpm speed-change gears.



TYPE	CODE	GAS	d	h	f	l	g	e	NETT. PRICE	
									£ STERLING	€ EUROS
LSF1G	1GLSF10A	1/4"	16,5	17,5	9	170	8	17	£7.94	€ 10.72
LSF2G	1GLSF20A	3/8"	22	19	11	170	10	22	£8.77	€ 11.84
LSF3G	1GLSF30A	1/2"	26	20	11	170	10	27	£9.48	€ 12.80
LSF4G	1GLSF40A	3/4"	30	24	12	200	10	32	£11.38	€ 15.36
LSF5G	1GLSF50A	1"	38	29	14	200	10	40	£15.34	€ 20.71



TYPE	CODE	MB SERIES	d	h	f	l	g	e	NETT. PRICE	
									£ STERLING	€ EUROS
LSF1M	1MLSF10A	14 x 1,5	16,5	17,5	9	170	8	17	£7.94	€ 10.72
LSF2M	1MLSF20A	16 x 1,5	22	19	11	170	10	22	£8.77	€ 11.84
LSF3M	1MLSF30A	18 x 1,5	22	19	11	170	10	22	£8.99	€ 12.14
LSF4M	1MLSF40A	20 x 1,5	24	20	11	170	10	24	£9.32	€ 12.58
LSF5M	1MLSF50A	22 x 1,5	26	20	11	170	10	27	£9.48	€ 12.80
LSF6M	1MLSF60A	24 x 2	30	24	12	170	10	30	£11.06	€ 14.93
LSF7M	1MLSF70A	30 x 2	30	25	14	200	10	36	£14.96	€ 20.20
LSF8M	1MLSF80A	33 x 2	38	29	14	200	10	40	£15.34	€ 20.71

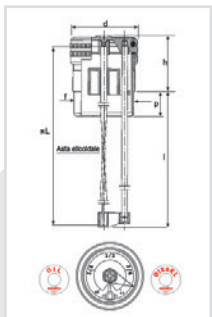
## TRBF/LG - VISUAL LEVEL INDICATOR WITH FLOAT SYSTEM

www.flowfitonline.com  
TECH. DATA SHEET  
**MA01**

- Composed of aluminium light alloy female cover with visual dial.
- It is screwed on burnished steel sleeve which is welded onto the machine cover or tank.
- Complete with float system, it allows an exact and constant indication of the level of fluid inside the tank.
- Especially designed for application on agricultural, earth moving, building machinery and hydraulic units.
- Temperature during use 80°C max.
- By request with breather. Avoid contacts with alcohol and solvents.



TYPE	OIL CODE	DIESEL CODE	GAS	L	d	h	p	l	f	NETT. PRICE	
										£ STERLING	€ EUROS
TRBF/LG	1G1LGBS301	1LGBS305	2"	200	65	56	24	160	57	£42.95	€ 57.98
TRBF/LG	2G1LGBS302	1LGBS306	2"	300	65	56	24	260	57	£43.67	€ 58.95
TRBF/LG	3G1LGBS303	1LGBS307	2"	350	65	56	24	310	57	£44.00	€ 59.40
TRBF/LG	4G1LGBS304	1LGBS308	2"	400	65	56	24	360	57	£44.45	€ 60.01



TYPE	OIL CODE	DIESEL CODE	METRIC	L	d	h	p	l	f	NETT. PRICE	
										£ STERLING	€ EUROS
TRBF/LG1M	1LGBS401	1LGBS405	60 X 2	200	65	56	24	160	57	£42.95	€ 57.98
TRBF/LG2M	1LGBS402	1LGBS406	60 X 2	300	65	56	24	260	57	£43.67	€ 58.95
TRBF/LG3M	1LGBS403	1LGBS407	60 X 2	350	65	56	24	310	57	£44.00	€ 59.40
TRBF/LG4M	1LGBS404	1LGBS408	60 X 2	400	65	56	24	360	57	£44.45	€ 60.01

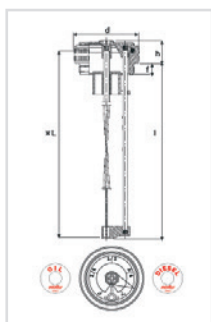
## TC/ZLG - VISUAL LEVEL INDICATOR WITH FLOAT SYSTEM

www.flowfitonline.com  
TECH. DATA SHEET  
**MA01**

- Composed of aluminium light alloy male cover with visual dial.
- Complete with float system, it allows an exact and constant indication of the level of fluid inside the tank.
- Especially designed for application on agricultural, earth moving, building machinery and hydraulic units.
- Supplied with O-ring.
- Temperature during use 80°C max.
- By request with breather.
- Avoid contacts with alcohol and solvents.



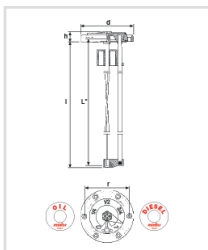
TYPE	OIL CODE	DIESEL CODE	GAS	L	d	h	f	l	NETT. PRICE	
									£ STERLING	€ EUROS
TC/ZLG1G	1LGTM304	1LGTM300	2"	200	70	25	12	192	£38.84	€ 52.43
TC/ZLG2G	1LGTM305	1LGTM301	2"	300	70	25	12	292	£39.52	€ 53.35
TC/ZLG3G	1LGTM306	1LGTM302	2"	350	70	25	12	342	£39.87	€ 53.82
TC/ZLG4G	1LGTM307	1LGTM303	2"	400	70	25	12	392	£40.24	€ 54.32



TYPE	OIL CODE	DIESEL CODE	METRRIC	L	d	h	p	l	NETT. PRICE	
									£ STERLING	€ EUROS
TC/ZLG1M	1LGTM404	1LGTM400	60 X 2	200	70	25	12	192	£38.84	€ 52.43
TC/ZLG2M	1LGTM405	1LGTM401	60 X 2	300	70	25	12	292	£39.52	€ 53.35
TC/ZLG3M	1LGTM406	1LGTM402	60 X 2	350	70	25	12	342	£39.87	€ 53.82
TC/ZLG4M	1LGTM407	1LGTM403	60 X 2	400	70	25	12	392	£40.24	€ 54.32

## LGF68 - FLANGED LEVEL INDICATOR WITH FLOAT SYSTEM

www.flowfitonline.com  
TECH. DATA SHEET  
**MA01**



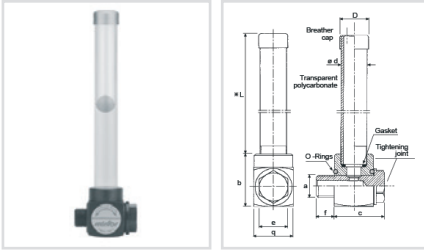
- Composed of aluminium light alloy flanged cover with orientable dial.
- Applicable to holes 50 to 54 mm.
- Complete with float system, it allows an exact and constant indication of the level of fluid inside the tank.
- Supplied with O-ring and alien screw M4 for the fixing.
- Especially designed for application on agricultural, earth moving, building machinery and hydraulic units.
- Temperature during use 80°C max.
- Avoid contacts with alcohol and solvents
- On request, provided in different colours.

TYPE	OIL CODE	GASOIL CODE	L*	d	h	l	r	NETT. PRICE	
								£ STERLING	€ EUROS
LGF681	1LGF6801	1LGF6806	200	80	16	203	68	£46.38	€ 62.61
LGF682	1LGF6802	1LGF6807	250	80	16	253	68	£46.81	€ 63.19
LGF683	1LGF6803	1LGF6808	300	80	16	303	68	£47.18	€ 63.69
LGF684	1LGF6804	1LGF6809	350	80	16	353	68	£47.66	€ 64.34
LGF685	1LGF6805	1LGF6810	400	80	16	403	68	£48.13	€ 64.98

\* variable data on customer's request (max. 200 mm)

## LGF68 - FLANGED LEVEL INDICATOR WITH FLOAT SYSTEM

www.flowfitonline.com  
TECH. DATA SHEET  
**MA01**

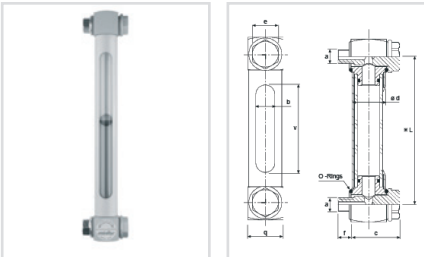


- Composed of aluminium light alloy flanged cover with orientable dial.
- Applicable to holes 50 to 54 mm.
- Complete with float system, it allows an exact and constant indication of the level of fluid inside the tank.
- Supplied with O-ring and alien screw M4 for the fixing.
- Especially designed for application on agricultural, earth moving, building machinery and hydraulic units.
- Temperature during use 80°C max.
- Avoid contacts with alcohol and solvents
- On request, provided in different colours.

TYPE	CODE	a	L*	b	e	q	D	d	c	f	NETT. PRICE	
											£ STERLING	€ EUROS
GLVS1G	1GLVS10A	3/8"	50	40	22	30	22	20	43	10	£22.62	€ 30.54
GLVS2G	1GLVS20A	3/8"	100	40	22	30	22	20	43	10	£23.50	€ 31.73
GLVS3G	1GLVS30A	3/8"	150	40	22	30	22	20	43	10	£24.68	€ 33.32
GLVS4G	1GLVS40A	3/8"	200	40	22	30	22	20	43	10	£25.88	€ 34.94

## GLVX - VERTICAL LEVEL INDICATOR WITH DOUBLE THREAD, WITH PYREX GLASS AND PROTECTION

www.flowfitonline.com  
TECH. DATA SHEET  
**MA01**

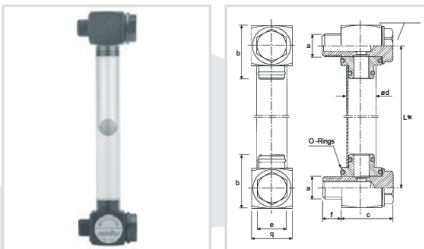


- Vertical level indicator with double thread to control fluid level.
- Realized with aluminium light alloy little blocks, transparent tube made in pyrex glass and Viton O-Rings.
- Suitable for low and high temperatures - 20°C + 200°C max.
- Supplied complete with protection.

TYPE	CODE	a	L*	e	q	d	c	f	v	b	NETT. PRICE	
											£ STERLING	€ EUROS
GLVX1G	1GLVX10A	3/8"	127	22	30	28	43	10	75	16	£54.53	€ 73.62
GLVX2G	1GLVX20A	3/8"	254	22	30	28	43	10	202	16	£66.75	€ 90.11
GLVX1M	1MLVX10A	10x1,5	127	22	30	28	43	10	75	16	£54.53	€ 73.62
GLVX2M	1MLVX20A	10x1,5	254	22	30	28	43	10	202	16	£66.75	€ 90.11
GLVX3M	1MLVX30A	12x1,75	127	22	30	28	43	10	75	16	£54.53	€ 73.62
GLVX4M	1MLVX40A	12x1,75	254	22	30	28	43	10	202	16	£66.75	€ 90.11

## GLV - VERTICAL LEVEL INDICATOR WITH DOUBLE THREAD

www.flowfitonline.com  
TECH. DATA SHEET  
**MA01**

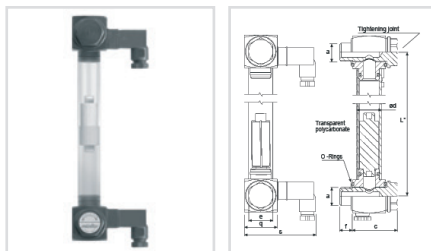


- Vertical level indicator with double thread to control fluid level.
- Realized with black anodized aluminium light alloy little blocks and transparent tube; available completed with O-Rings.
- Avoid contact with petrol, benzine, alcohol, petroleum, toluol and glycol.

TYPE	CODE	a	L*	b	e	q	d	c	f	NETT. PRICE	
										£ STERLING	€ EUROS
GLV1G	1GGLV10A	3/8"	500	40	22	30	22	43	10	£45.96	€ 62.05
GLV2G	1GGLV20A	3/8"	1000	40	22	30	22	43	10	£54.41	€ 73.45
GLV3G	1GGLV30A	3/8"	1500	40	22	30	22	43	10	£64.72	€ 87.37
GLV4G	1GGLV40A	3/8"	2000	40	22	30	22	43	10	£75.03	€ 101.29

## GLVE - VERTICAL LEVEL INDICATOR WITH DOUBLE ELECTRICAL CONTACT

www.flowfitonline.com  
TECH. DATA SHEET  
**MA01**

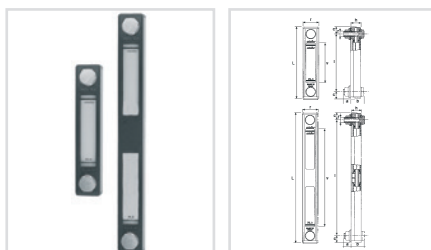


- Used for the control of the fluid for tanks.
- The electrical sensor indicates the attainment of the MIN and MAX level of the fluid. The contacts are normally opened, they close to the attainment of the MIN or MAX level.
- Available with length variable, on request of customer, from a minimum of 200 mm to a maximum of 2.000 mm.
- Supplied complete of connectors.
- Electrical characteristics: Maximum load on the electrical contacts: AC till 125 Volt — 1,0 A — 10 VA, DC till 100 Volt — 1,0 A — 10 VA.
- For further information please demand the electrical plan. Avoid contacts with alcohol, trichloroethylene, solvents, petrol and petroleum.

TYPE	CODE	a	L*	e	q	d	c	f	s	NETT. PRICE	
										£ STERLING	€ EUROS
GLVE1G	1GLVE10A	3/8"	500	22	30	22	43	10	65	£83.97	€ 113.36
GLVE2G	1GLVE20A	3/8"	1000	22	30	22	43	10	65	£94.35	€ 127.37
GLVE3G	1GLVE30A	3/8"	1500	22	30	22	43	10	65	£101.52	€ 137.05
GLVE4G	1GLVE40A	3/8"	2000	22	30	22	43	10	65	£109.78	€ 148.20

## PL - VERTICAL LEVEL INDICATOR

www.flowfitonline.com  
TECH. DATA SHEET  
**MA01**

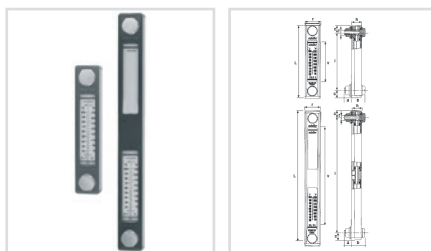


- Used for checking fluid level in large tanks.
- Complete with seals, screws and anchor nuts.
- Easy to assemble, it gives a tolerance of 0,5 mm along the interhole axis, maintaining a perfect seal.
- Avoid contact with alcohol, toluol and glycol.

TYPE	CODE	L	r	v	c	i	f	h	a	b	NETT. PRICE	
											£ STERLING	€ EUROS
PL1	1VPLV10A	109	34	37	16,5	76	M 10	21,5	11	29	£16.01	€ 21.61
PL2	1VPLV20A	160	34	88	16,5	127	M 12	21,5	16	29	£18.94	€ 25.57
PL3	1VPLV30A	287	34	215	16,5	254	M 12	21,5	16	29	£33.18	€ 44.79

## PLT - VERTICAL LEVEL INDICATOR WITH THERMOMETER

www.flowfitonline.com  
TECH. DATA SHEET  
**MA01**

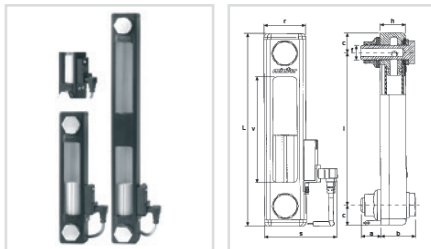


- Used for checking fluid level in large tanks.
- Complete with seals, thermometer, screws and anchor nuts.
- Easy to assemble, it gives a tolerance of 0,5 mm along the interhole axis, maintaining a perfect seal.
- Avoid contact with alcohol, toluol and glycol.

TYPE	CODE	L	r	v	c	i	f	h	a	b	NETT. PRICE	
											£ STERLING	€ EUROS
PLT1	1VPLT10A	109	34	37	16,5	76	M 10	21,5	11	29	£18.81	€ 25.39
PLT2	1VPLT20A	160	34	88	16,5	127	M 12	21,5	16	29	£22.27	€ 30.06
PLT3	1VPLT30A	287	34	215	16,5	254	M 12	21,5	16	29	£36.53	€ 49.32

## PLE - VERTICAL LEVEL INDICATOR WITH ELECTRICAL CONTACT

www.flowfitonline.com  
TECH. DATA SHEET  
**MA01**



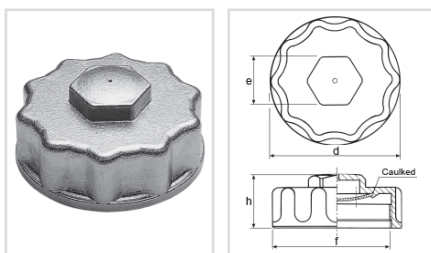
- Used for the control of the fluid for tanks.
- The electrical sensor indicates through a visual signal the attainment of the minimal level of the fluid.
- The contacts are normally opened, they close to the attainment of the minimal level.
- Supplied complete of connector and 2,5 mt cable.
- Electrical characteristics Electrical protection: as per norm IP67 - Maximum load on the electrical contacts: AC till 250 Volt - 0,5 Ampere, DC till 250 Volt - 0,5 Ampere. Concurred liquid specific weight: min. 0,80 kg/dm<sup>3</sup>.
- For further information pleas demand the electrical plan.
- Avoid contacts with alcohol, trichloroethylene and solvents.

TYPE	CODE	L	r	v	c	i	f	h	a	b	s	NETT. PRICE	
												£ STERLING	€ EUROS
PLE2	1VPLE20A	160	34	88	16,5	127	M 12	21,5	16	29	59	£75.24	€ 101.57
PLE3	1VPLE30A	287	34	215	16,5	254	M 12	21,5	16	29	59	£89.43	€ 120.73

## FILLING PLUGS

### TFES - FEMALE THREADED PLUG WITH BREATHER

www.flowfitonline.com  
TECH. DATA SHEET  
**MA01**



- Aluminium plug with inside thread and breather pipe, complete with gasket, suitable for large tanks.
- Handy grip and possibility of locking with Allen wrench.
- On request, with anodic treatment.

TYPE	CODE	f	d	h	e	NETT. PRICE	
						£ STERLING	€ EUROS
TFES1M	1MTFE10A	80 x 2	95	40	36	£16.21	€ 21.88

### TFE/Z - FEMALE THREADED PLUG

www.flowfitonline.com  
TECH. DATA SHEET  
**MA01**




- Plug with internal thread in aluminium alloy for applications on sleeves with male thread.
- Optionally available with different wordings.

TYPE	OIL CODE	DIESEL CODE	f	d	h	NETT. PRICE	
						£ STERLING	€ EUROS
TFE/ZOG	1 WCPA002	1 WCPA003	1"	40	20	£6.29	€ 8.49
TFE/Z1G	1WCPA102	1WCPA103	1" 1/4	50	20	£9.24	€ 12.47
TFE/Z2G	1WCPA202	1WCPA203	1" 1/2	55	20	£9.24	€ 12.47
TFE/Z3G	1WCPA302	1WCPA303	2"	65	20	£9.79	€ 13.22
TFE/Z4M	1WCPA402	1WCPA403	60 x 2	65	20	£9.79	€ 13.22



www.flowfitonline.com  
TECH. DATA SHEET  
**MA01**

## TFES/Z - FEMALE THREADED PLUG WITH BREATHER




- Plug with internal thread in aluminium alloy for applications on sleeves with male thread.
- The spherical bronze filter of 40 microns built into the plug vents internal pressure and keeps out foreign bodies during the intake stroke.

TYPE	OIL CODE	DIESEL CODE	f	d	h	NETT. PRICE	
						£ STERLING	€ EUROS
TFES/ZOG	1WFSZ002	1WFSZ003	1"	40	20	£7.12	€ 9.61
TFES/Z1G	1WFSZ102	1WFSZ103	1" 1/4	50	22	£7.50	€ 10.13
TFES/Z2G	1WFSZ202	1WFSZ203	1"1/2	55	22	£10.10	€ 13.64
TFES/ZOG	1WFSZ302	1WFSZ303	2"	65	22	£10.64	€ 14.36
TFES/Z4M	1WFSZ402	1WFSZ403	60 x 2	65	22	£10.64	€ 14.36

## TFES/ZA - PLUG WITH FEMALE THREAD, BREATHER AND DIPSTICK

www.flowfitonline.com  
TECH. DATA SHEET  
**MA01**




- Plug with internal thread in aluminium alloy for applications on sleeves with male thread.
- The spherical bronze filter of 40 microns built into the plug vents internal pressure and keeps out foreign bodies during the intake stroke.
- Built-in dipstick.
- On request, in different lengths and with minimum and maximum notches.

TYPE	OIL CODE	DIESEL CODE	f	d	h	l	g	NETT. PRICE	
								£ STERLING	€ EUROS
TFES/ZAOG	1WFZA002	1WFZA003	1"	40	20	200	5	£11.50	€ 15.53
TFES/ZA1G	1WFZA102	1WFZA103	1" 1/4	50	20	250	5	£12.59	€ 17.00
TFES/ZA2G	1WFZA202	1WFZA203	1"1/2	55	20	250	5	£12.59	€ 17.00
TFES/ZAOG	1WFZA302	1WFZA303	2"	65	20	250	5	£13.62	€ 18.39
TFES/ZA4M	1WFZA402	1WFZA403	60 x 2	65	20	250	5	£19.46	€ 26.27

## TFES/ZF - FEMALE THREADED PLUG WITH BREATHER

www.flowfitonline.com  
TECH. DATA SHEET  
**MA01**



- Plug with internal thread in aluminium alloy for applications on sleeves with male thread.
- A galvanized-steel cover and a spherical 40 microns bronze filter vent internal pressure and keep out foreign bodies during the intake stroke.
- Especially suitable in dusty environments and for application on agricultural and building machinery.

TYPE	OIL CODE	DIESEL CODE	f	d	h	l	D	NETT. PRICE	
								£ STERLING	€ EUROS
TFES/ZF1G	1WCPF101	1WCPF102	1"	30	21	41	40	£11.60	€ 15.66
TFES/ZF2G	1WCPF201	1WCPF202	1"1/2	38	21	41	55	£15.25	€ 20.59
TFES/ZF3G	1WCPF301	1WCPF302	2"	38	21	41	65	£18.45	€ 24.91
TFES/ZF4M	1WCPF401	1WCPF402	60 x 2	38	21	41	65	£18.45	€ 24.91

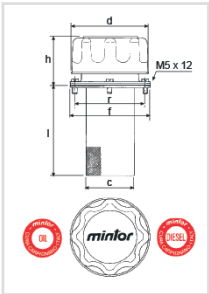
## TCAR - FILLING PLUG

www.flowfitonline.com  
TECH. DATA SHEET  
**MA01**

- With breather and trap for oil pre-filtering, made entirely of chromed steel with bayonet closure.
- The air filter contained in the plug is available at 10 microns and 40 microns.
- Supplied with screws and seals for immediate use.



TYPE 10μ	CODE	LT 1'	d	h	l	Ør	f	c	No of screws	NETT. PRICE	
										£ STERLING	€ EUROS
TCAR 1046 C 65	1VTAR10A - Trademark	175	46	45	65	41	52	29	3	£15.27	€ 20.61
TCAR 1080 C 80	1VTAR20A - Trademark	500	80	52	80	73	83	50	6	£18.15	€ 24.50
TCAR 1080 C150	1VTAR30A - Trademark	500	80	52	150	73	83	50	6	£20.36	€ 27.49



TYPE 40μ	CODE	LT 1'	d	h	l	Ør	f	c	No of screws	NETT. PRICE	
										£ STERLING	€ EUROS
TCAR 4046 C 65	1VTAR40A - Trademark	250	46	45	65	41	52	29	3	£13.55	€ 18.29
TCAR 4080 C 80	1VTAR50A - Trademark	700	80	52	80	73	83	50	6	£15.02	€ 20.28
TCAR 4080 C150	1VTAR60A - Trademark	700	80	52	150	73	83	50	6	£17.94	€ 24.22

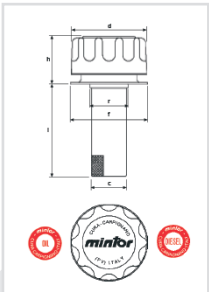
## TCARS - FILLING PLUG WITH FLANGE TO BE WELDED

www.flowfitonline.com  
TECH. DATA SHEET  
**MA01**

- With breather and trap oil pre-filtering.
- Made entirely of chromed steel with bayonet closure.
- Supplied with flange to be welded on the tank.
- The filter inside the plug is available with 10 or 40 microns.



TYPE 101J	CODE	LT 1'	d	h	l	r	f	c	NETT. PRICE		
										£ STERLING	€ EUROS
TCARS 1080 C 100 Label	1VTAS30A	500	80	52	100	41,5	83	38	£20.67	€ 27.90	
TCARS 1080 C 100 OIL	1VTAS302	500	80	52	100	41,5	83	38	£20.67	€ 27.90	
TCARS 1080 C 100 DIESEL	1VTAS303	500	80	52	100	41,5	83	38	£20.67	€ 27.90	



TYPE 40P	CODE	LT 1'	d	h	l	r	f	c	NETT. PRICE		
										£ STERLING	€ EUROS
TCARS 4080 C 100 Label	1VTAS50A	700	80	52	100	41,5	83	38	£16.66	€ 22.49	
TCARS 4080 C 100 OIL	1VTAS502	700	80	52	100	41,5	83	38	£16.66	€ 22.49	
TCARS 4080 C 100 DIESEL	1VTAS503	700	80	52	100	41,5	83	38	£16.66	€ 22.49	



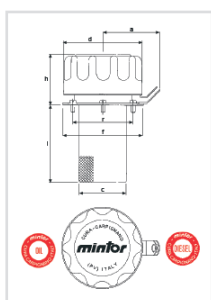
# TCAR/LC - FILLING PLUG WITH LOCK-HOLDER

www.flowfitonline.com  
TECH. DATA SHEET  
**MA01**

- With breather and trap for oil pre-filtering.
- Made entirely of chromed steel with bayonet closure and lock-holder.
- Supplied with slot screws M6 and seals for the fixing.
- The air filter contained in the plug is available at 10 microns and 40 microns.
- On request, provided with lock.



TYPE 10μ		CODE	LT 1'	d	h	l	r	f	c	a	No of screws	NETT. PRICE	
												£ STERLING	€ EUROS
TCAR/LC	1080 C 80	1VTLC10A - Label	500	80	52	80	73	83	50	70	6	£20.65	€ 27.88
TCAR/LC	1080 C 150	1VTLC20A - Label	500	80	52	150	73	83	50	70	6	£23.56	€ 31.81



TYPE 40μ		CODE	LT 1'	d	h	l	r	f	c	a	No of screws	NETT. PRICE	
												£ STERLING	€ EUROS
TCAR/LC	1080 C 80	1VTLC30A - Label	700	80	52	80	73	83	50	70	6	£17.82	€ 24.06
TCAR/LC	1080 C 150	1VTLC40A - Label	700	80	52	150	73	83	50	70	6	£20.72	€ 27.97

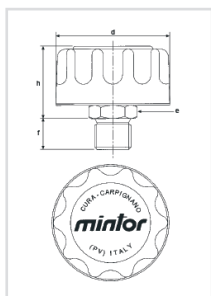
# TCARF - FILLING PLUG WITH THREADED MOUNT

www.flowfitonline.com  
TECH. DATA SHEET  
**MA01**

- Made entirely of chromed steel with threaded mount and breather.
- The air filter contained in the plug is available at 10 microns and 40 microns.




TYPE 10μ		GAS	CODE	LT 1'	d	h	f	e	NETT. PRICE	
									£ STERLING	€ EUROS
TCARF	1046	1/4"	2VTAF60A	175	46	41	10	17	£10.71	€ 14.46
TCARF	1046	3/8"	2VTAF70A	175	46	41	12	19	£11.12	€ 15.01
TCARF	1046	1/2"	2VTAF80A	175	46	43	14	22	£11.91	€ 16.08
TCARF	1080	3/4"	2VTAF90A	500	80	54	17	30	£15.68	€ 21.17
TCARF	1080	1"	2VTAF95A	500	80	55	19	36	£22.18	€ 29.94



TYPE 40μ		GAS	CODE	LT 1'	d	h	f	e	NETT. PRICE	
									£ STERLING	€ EUROS
TCARF	4046	1/4"	2VTAF10A	250	46	41	10	17	£10.27	€ 13.86
TCARF	4046	3/8"	2VTAF20A	250	46	41	12	19	£10.68	€ 14.42
TCARF	4046	1/2"	2VTAF30A	250	46	43	14	22	£11.46	€ 15.47
TCARF	4080	3/4"	2VTAF40A	700	80	54	17	30	£15.23	€ 20.56
TCARF	4080	1"	2VTAF50A	700	80	55	19	36	£21.66	€ 29.24

## TRBF - HERMETIC FILLING PLUG

www.flowfitonline.com  
TECH. DATA SHEET  
**MA01**



- Composed of aluminium alloy female cover with internal thread.
- It is screwed on UNI C30 burnished steel sleeve which is welded onto the machine tank.
- Complete with extractable steel cartridge which has a filtration degree of 800 microns.

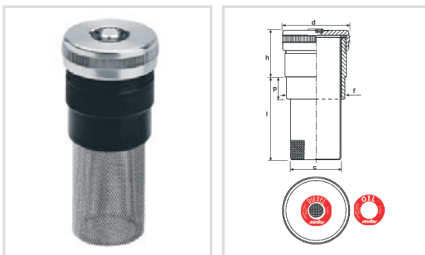
TYPE	OIL CODE	DIESEL CODE	GAS	d	h	p	l	c	f	NETT. PRICE	
										£ STERLING	€ EUROS
TRBF1G	1SBRF102	1SBRF103	1"	40	35	15	60	25	30	£12.47	€ 16.83
TRBF2G	1SBRF202	1 SBRF203	1 1/2"	55	37	15	85	40	45	£16.00	€ 21.60
TRBF3G	1SBRF302	1SBRF303	2"	65	45	24	85	50	57	£18.80	€ 25.38

TYPE	OIL CODE	DIESEL CODE	METRIC	d	h	p	l	c	f	NETT. PRICE	
										£ STERLING	€ EUROS
TRBF4M	1SBRF402	1SBRF403	60 x 2	65	45	24	85	50	57	£18.80	€ 25.38

## TRBFS - FILLING PLUG WITH BREATHER

www.flowfitonline.com  
TECH. DATA SHEET  
**MA01**



- Composed of aluminium alloy female cover with internal thread, with 40 microns spherical bronze filter.
- It is screwed on UNI C30 burnished steel sleeve which is welded on the machine cover or tank.
- Provided with extractable steel cartridge which has a filtration degree of 800 microns.

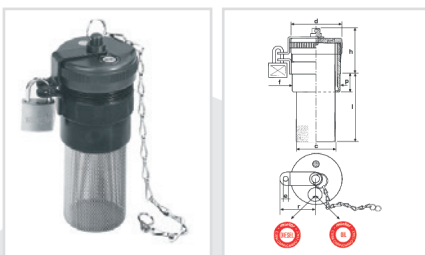
TYPE	OIL CODE	DIESEL CODE	GAS	d	h	p	l	c	f	NETT. PRICE	
										£ STERLING	€ EUROS
TRBFS1G	1SBSF102	1SBSF103	1"	40	35	15	60	25	30	£13.49	€ 18.21
TRBFS2G	1SBSF202	1SBSF203	1 1/2"	55	37	15	85	40	45	£17.06	€ 23.03
TRBFS3G	1 SBSF302	1SBSF303	2"	65	45	24	85	50	57	£19.94	€ 26.92

TYPE	OIL CODE	DIESEL CODE	METRIC	d	h	p	l	c	f	NETT. PRICE	
										£ STERLING	€ EUROS
TRBFS4M	1SBSF402	1 SBSF403	60 x 2	65	45	24	85	50	57	£19.94	€ 26.92

## TRBFSC- FILLING PLUG WITH BREATHER AND LOCK-HOLDER

www.flowfitonline.com  
TECH. DATA SHEET  
**MA01**



- Composed of a UNI C30 burnished steel sleeve that is welded on the machine cover or tank.
- Provided with extractable steel cartridge which has a filtration degree of 800 microns.
- Female cover with 40 microns spherical bronze filter and, on request, provided with lock.


TYPE	OIL CODE	DIESEL CODE	GAS	d	h	p	l	c	f	r	e	NETT. PRICE	
												£ STERLING	€ EUROS
TRBFSC2G	1BRFC201	1 BRFC202	1 1/2"	55	51	15	85	40	45	45	6	£30.58	€ 41.28
TRBFSC3G	1 BRFC301	1 BRFC302	2"	65	58	24	85	50	57	50	6	£31.62	€ 42.69

TYPE	OIL CODE	DIESEL CODE	METRIC	d	h	p	l	c	f	r	e	NETT. PRICE	
												£ STERLING	€ EUROS
TRBFSC4M	1BRFC401	1 BRFC402	60 x 2	65	58	24	85	50	57	50	6	£31.62	€ 42.69

www.flowfitonline.com  
TECH. DATA SHEET  
**MA01**

## TRBF/ZK - HERMETIC FILLING PLUG WITH KEY LOCK




- Composed of light alloy female cover with internal thread with key lock.
- It is screwed on UNI C30 burnished steel sleeve which is welded onto the machine tank.
- Complete with extractable steel cartridge which has a filtration degree of 800 microns.

TYPE	OIL CODE	DIESEL CODE	GAS	d	h	f	p	c	b	l	NETT. PRICE	
											£ STERLING	€ EUROS
TRBF/ZK3G	1 KBRF301	1KBRF303	2"	65	48	57	23	49	64	87	£54.27	€ 73.26

TYPE	OIL CODE	DIESEL CODE	METRIC	d	h	f	p	c	b	l	NETT. PRICE	
											£ STERLING	€ EUROS
TRBF/ZK4M	1KBRF401	1KBRF403	60 x 2	65	48	57	23	49	64	87	£54.27	€ 73.26

## TRBFS/A - FILLING PLUG WITH BREATHER

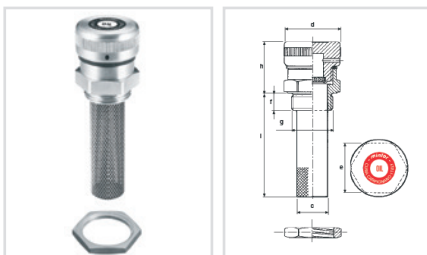


- Composed of duraluminium female plug and UNI C30 burnished steel sleeve which can be welded on large size machine cover or tanks.
- It is provided with breather device, with an extractable 800-microns filter cartridge made of steel.
- On request, supplied with sleeve length 50 mm.

www.flowfitonline.com  
TECH. DATA SHEET  
**MA01**

TYPE	CODE	METRIC	d	h	l	c	D	e	NETT. PRICE	
									£ STERLING	€ EUROS
TRBFS/A2M	1SBSF50A	80 x 2	82	118	49	70	95	36	£39.68	€ 53.57

## TRTCSF/Z - BREATHER AND FILLING PLUG



- Threaded plug with extractable filter cartridge in galvanized-steel.
- The built-in filter has a filtration degree of 40 microns.
- Optionally available with anchor nut for unthreaded hole, suitable for applications on Hydraulics units, Machine-tools and Earth-moving machinery.

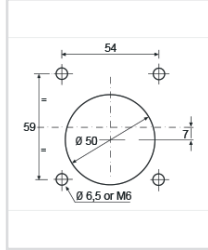
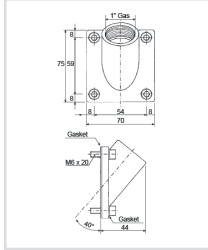
www.flowfitonline.com  
TECH. DATA SHEET  
**MA01**

TYPE	CODE	GAS	d	g	f	h	i	c	e	NETT. PRICE	
										£ STERLING	€ EUROS
TRTCSF/Z5G	1FSFZ502	1"	45	33,3	14	42	82	25	40	£38.21	€ 51.58
TRTCSF/Z8G	1FSFZ802	2"	70	59,4	17	53	113	49	70	£53.07	€ 71.64

## PLUGS ON INCLINED FLANGE

### FLGV - INCLINED FLANGE FOR SIDE APPLICATIONS

www.flowfitonline.com  
TECH. DATA SHEET  
**MA01**

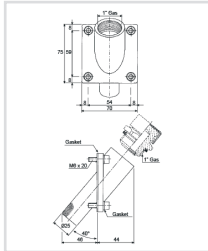


- Made of aluminium, supplied complete with washers and screws for receiving the different types of filling, filling with breather, breather filling and level dipsticks,
- For a rapid and economic application till a maximum thickness of 6 mm, it is advisable to conform to the boring jig indicated below.

TYPE	CODE	NETT. PRICE	
		£ STERLING	€ EUROS
FLGV5G	1YFL0003	£13.99	€ 18.89

### TFS - BREATHER PLUGS ON INCLINED FLANGE

www.flowfitonline.com  
TECH. DATA SHEET  
**MA01**

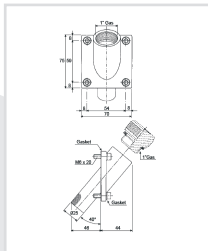


- Alternative breather plugs group are available to apply on inclined flange when it is necessary the side oil filling.

TYPE	CODE	NETT. PRICE	
		£ STERLING	€ EUROS
TFS15G	11GT5FOA	£27.46	€ 37.07
TCF15G	11GTCFOA	£23.48	€ 31.70
TCF/FI5G	11GF/F0A	£23.56	€ 31.81
TCSF/ZI5G	11GSFZ0A	£26.55	€ 35.84
TCF/ZI5G	11GCFZ0A	£24.43	€ 32.98

### TCI - FILLING PLUGS ON INCLINED FLANGE

www.flowfitonline.com  
TECH. DATA SHEET  
**MA01**



- Alternative filling plugs group are available to apply on inclined flange when it is necessary the side oil filling.

TYPE	CODE	NETT. PRICE	
		£ STERLING	€ EUROS
TCI5G	11GTCOOA	£23.15	€ 31.25
TC/FI5G	11GC/F0A	£23.34	€ 31.51
TC/ZI5G	11GCZOOA	£24.01	€ 32.41

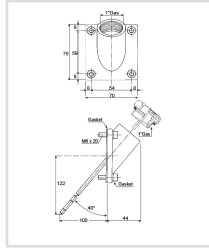


## .....I - FILLING AND BREATHER PLUGS WITH LEVEL DIPSTICK ON INCLINED FLANGE

www.flowfitonline.com  
TECH. DATA SHEET  
**MA01**



TCSI5G



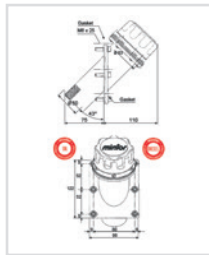
TCLAI5G TCLAZI5G TCLSZI5G ILAFI5G LSF5G FMCLSI5G

• Alternative group of filling and breather plugs with level dipsticks are available to apply on inclined flange when it is necessary the side level and oil filling.

TYPE	CODE	NETT. PRICE	
		£ STERLING	€ EUROS
TCSI5G	11GCSLOA	£20.84	€ 28.13
TCLAI5G	11GLAOA	£22.40	€ 30.24
TCLAZI5G	11GLAZOA	£22.40	€ 30.24
TCLSZI5G	11GLSZOA	£22.76	€ 30.73
ILAFI5G	11GIFAOA	£24.96	€ 33.70
LSFI5G	11GLSFOA	£29.34	€ 39.61
FMCLSI5G	11GFLSOA	£59.96	€ 80.95

## TCARI - INCLINED FILLING PLUG

www.flowfitonline.com  
TECH. DATA SHEET  
**MA01**



• Similar to the TCAR, it is already supplied mounted on an inclined aluminium flange for application to the wall when the space on the tank cover permits no other solution.  
• The air filter contained in the plug is available at 10 microns and 40 microns.

TYPE 10µ	CODE	NETT. PRICE	
		£ STERLING	€ EUROS
TCARI 1080 C150	1 VTIR30A - Trademark	£48.14	€ 64.99

TYPE 40µ	CODE	NETT. PRICE	
		£ STERLING	€ EUROS
TCARI 4080 C150	1 VTIR60A - Trademark	£45.61	€ 61.57



# PRESSURE GAUGES

## PRESSURE GAUGES

PRODUCT	PAGE
40MM BASE ENTRY PRESSURE GAUGE	535
40MM REAR ENTRY PRESSURE GAUGE	535
50MM REAR ENTRY PRESSURE GAUGE	535
50MM BASE ENTRY PRESSURE GAUGE	536
63MM BASE ENTRY PRESSURE GAUGE	536
63MM REAR ENTRY PRESSURE GAUGE	537
100MM BASE ENTRY PRESSURE GAUGE	538
100MM REAR ENTRY PRESSURE GAUGE	539
GAUGE ISOLATOR VALVES	539



**FROM ONLY  
£6.50  
+VAT**



**FROM ONLY  
£9.63  
+VAT**



**FROM ONLY  
£8.26  
+VAT**



**QUALITY PRODUCTS**



**FREE ADVICE**

**FREE UK  
NEXT DAY  
DELIVERY  
ON ALL  
WEB  
ORDERS**

## PNEUMATIC SPECIFICATION 40MM BASE ENTRY PRESSURE GAUGE

www.flowfitonline.com  
TECH. DATA SHEET  
**PG01**



**Options:** Throttle Screw, Customised Dials  
**Application:** For General Purpose, Standard Duty in Non-Corrosive Environments.  
**Case:** Painted Black Steel.  
**Bezel:** Painted Black Steel, Chromed or Snap On Plastic Window.  
**Window:** Glass or Polycarbonate

**Wetted Parts:** Brass  
**Ranges:** -30"Hg, 1bar Vacuum to 10,000 PSI, 700 bar  
**Accuracy Class:** ASME B40.1-1991 B GRADE  
**Connections:** 1/8" BSPT bottom entry  
**Temp. Range:** Ambient Temperature -25°C to 60°C  
Minimum temperature should not be less than or equal to the freezing point of the process fluid

Dual scale psi (outer) in black and bar (inner) in red

ORDER CODE	DESCRIPTION	PRESSURE RANGE	NETT. PRICE	
			£ STERLING	€ EUROS
PGP40B015PSI	BOTTOM ENTRY DRY	0-15PSI (1 BAR)	£6.50	€ 8.78
PGP40B030PSI	BOTTOM ENTRY DRY	0-30PSI (2 BAR)	£6.50	€ 8.78
PGP40B060PSI	BOTTOM ENTRY DRY	0-60PSI (4 BAR)	£6.50	€ 8.78
PGP40B100PSI	BOTTOM ENTRY DRY	0-100PSI (7 BAR)	£6.50	€ 8.78
PGP40B160PSI	BOTTOM ENTRY DRY	0-160PSI (11 BAR)	£6.50	€ 8.78
PGP40B200PSI	BOTTOM ENTRY DRY	0-200PSI (14 BAR)	£6.50	€ 8.78
PGP40B300PSI	BOTTOM ENTRY DRY	0-300PSI (21 BAR)	£6.50	€ 8.78

## PNEUMATIC SPECIFICATION 40MM REAR ENTRY PRESSURE GAUGE

www.flowfitonline.com  
TECH. DATA SHEET  
**PG02**



**Options:** Throttle Screw, Customised Dials  
**Application:** For General Purpose, Standard Duty in Non-Corrosive Environments.  
**Case:** Painted Black Steel.  
**Bezel:** Painted Black Steel, Chromed or Snap On Plastic Window.  
**Window:** Glass or Polycarbonate  
**Wetted Parts:** Brass


**Accuracy Class:** ASME B40.1-1991 B GRADE  
**Ranges:** -30"Hg, 1bar Vacuum to 10,000 PSI, 700 bar  
**Connections:** 1/8" BSPT centre back entry  
**Temp. Range:** Ambient Temperature -25°C to 60°C  
Minimum temperature should not be less than or equal to the freezing point of the process fluid

Dual scale psi (outer) in black and bar (inner) in red

ORDER CODE	DESCRIPTION	PRESSURE RANGE	NETT. PRICE	
			£ STERLING	€ EUROS
PGP40R015PSI	REAR ENTRY DRY	0-15PSI (1 BAR)	£6.50	€ 8.78
PGP40R030PSI	REAR ENTRY DRY	0-30PSI (2 BAR)	£6.50	€ 8.78
PGP40R060PSI	REAR ENTRY DRY	0-60PSI (4BAR)	£6.50	€ 8.78
PGP40R100PSI	REAR ENTRY DRY	0-100PSI (7 BAR)	£6.50	€ 8.78
PGP40R160PSI	REAR ENTRY DRY	0-160PSI (11 BAR)	£6.50	€ 8.78
PGP40R200PSI	REAR ENTRY DRY	0-200PSI (14 BAR)	£6.50	€ 8.78
PGP40R300PSI	REAR ENTRY DRY	0-300PSI (21 BAR)	£6.50	€ 8.78
PGP40R400PSI	REAR ENTRY DRY	0-400PSI (28 BAR)	£6.50	€ 8.78

## PNEUMATIC SPECIFICATION 50MM REAR ENTRY PRESSURE GAUGE

www.flowfitonline.com  
TECH. DATA SHEET  
**PG03**



**Options:** Throttle Screw, Customised Dials  
**Application:** For General Purpose, Standard Duty in Non-Corrosive Environments.  
**Case:** Painted Black Steel.  
**Bezel:** Painted Black Steel, Chromed or Snap On Plastic Window.  
**Window:** Glass or Polycarbonate

**Wetted Parts:** Brass  
**Accuracy Class:** ASME B40.1-1991 B GRADE  
**Ranges:** -30"Hg, 1bar Vacuum to 10,000 PSI, 700 bar  
**Connections:** 1/4" BSPT centre back entry  
**Temp. Range:** Ambient Temperature -25°C to 60°C  
Minimum temperature should not be less than or equal to the freezing point of the process fluid

Dual scale psi (outer) in black and bar (inner) in red

ORDER CODE	DESCRIPTION	PRESSURE RANGE	NETT. PRICE	
			£ STERLING	€ EUROS
PGP50R015PSI	REAR ENTRY DRY	0-15PSI (1 BAR)	£6.50	€ 8.78
PGP50R030PSI	REAR ENTRY DRY	0-30PSI (2 BAR)	£6.50	€ 8.78
PGP50R060PSI	REAR ENTRY DRY	0-60PSI (4BAR)	£6.50	€ 8.78
PGP50R100PSI	REAR ENTRY DRY	0-100PSI (7 BAR)	£6.50	€ 8.78
PGP50R160PSI	REAR ENTRY DRY	0-160PSI (11 BAR)	£6.50	€ 8.78
PGP50R200PSI	REAR ENTRY DRY	0-200PSI (14 BAR)	£6.50	€ 8.78
PGP50R300PSI	REAR ENTRY DRY	0-300PSI (21 BAR)	£6.50	€ 8.78
PGP50R400PSI	REAR ENTRY DRY	0-400PSI (28 BAR)	£6.50	€ 8.78

## PNEUMATIC SPECIFICATION 50MM BASE ENTRY PRESSURE GAUGE

www.flowfitonline.com  
TECH. DATA SHEET  
**PG04**



**Options:** Throttle Screw, Customised Dials  
**Application:** For General Purpose, Standard Duty in Non-Corrosive Environments.  
**Case:** Painted Black Steel.  
**Bezel:** Painted Black Steel, Chromed or Snap On Plastic Window.  
**Window:** Glass or Polycarbonate

**Wetted Parts:** Brass  
**Accuracy Class:** ASME B40.1-1991 B GRADE  
**Ranges:** -30"Hg, 1bar Vacuum to 10,000 PSI, 700 bar  
**Connections:** 1/4" BSPT bottom entry  
**Temp. Range:** Ambient Temperature -25°C to 60°C  
Minimum temperature should not be less than or equal to the freezing point of the process fluid

Dual scale psi (outer) in black and bar (inner) in red

ORDER CODE	DESCRIPTION	PRESSURE RANGE		NETT. PRICE	
				£ STERLING	€ EUROS
PGP50B015PSI	BOTTOM ENTRY DRY	0-15PSI	(1 BAR)	£6.50	€ 8.78
PGP50B030PSI	BOTTOM ENTRY DRY	0-30PSI	(2 BAR)	£6.50	€ 8.78
PGP50B060PSI	BOTTOM ENTRY DRY	0-60PSI	(4 BAR)	£6.50	€ 8.78
PGP50B0100PSI	BOTTOM ENTRY DRY	0-100PSI	(7 BAR)	£6.50	€ 8.78
PGP50B0160PSI	BOTTOM ENTRY DRY	0-160PSI	(11 BAR)	£6.50	€ 8.78
PGP50B0200PSI	BOTTOM ENTRY DRY	0-200PSI	(14 BAR)	£6.50	€ 8.78
PGP50B0300PSI	BOTTOM ENTRY DRY	0-300PSI	(21 BAR)	£6.50	€ 8.78

## HYDRAULIC SPECIFICATION 63MM BASE ENTRY PRESSURE GAUGE

www.flowfitonline.com  
TECH. DATA SHEET  
**PG05**



Dual scale psi (outer) in black and bar (inner) in red



Rubber Protective Gauge Covers

**Options:** Throttle Screw, Customised Dials, SS Wetted Parts  
**Application:** For Extended Life, Harsh, and Vibration Environments.  
**Case:** 304 Stainless Steel  
**Bezel:** 304 Stainless Steel  
**Window:** Polycarbonate  
**Wetted Parts:** Brass / Bronze  
**Damping Fluid:** Glycerine  
**Ranges:** -30"Hg, 1bar Vacuum to 10,000 PSI, 700 bar

**Accuracy Class:** ASME B40.1-1991 B GRADE  
**Connections:** 1/4" BSP bottom entry with spigot to EN837  
**Temp. Range:** Ambient Temperature -25°C to 60°C  
Minimum temperature should not be less than or equal to the freezing point of the process fluid.

ORDER CODE	DESCRIPTION	PRESSURE RANGE		NETT. PRICE	
				£ STERLING	€ EUROS
PG63B-030HG	BASE ENTRY GLY FILLED	-30HG	(-1 BAR)	£7.30	€ 9.86
PG63B015PSI	BASE ENTRY GLY FILLED	0-15PSI	(1 BAR)	£7.30	€ 9.86
PG63B030PSI	BASE ENTRY GLY FILLED	0-30PSI	(2 BAR)	£7.30	€ 9.86
PG63B060PSI	BASE ENTRY GLY FILLED	0-60PSI	(4 BAR)	£7.30	€ 9.86
PG63B0100PSI	BASE ENTRY GLY FILLED	0-100PSI	(7 BAR)	£7.30	€ 9.86
PG63B0160PSI	BASE ENTRY GLY FILLED	0-160PSI	(11 BAR)	£7.30	€ 9.86
PG63B0200PSI	BASE ENTRY GLY FILLED	0-200PSI	(14 BAR)	£7.30	€ 9.86
PG63B0300PSI	BASE ENTRY GLY FILLED	0-300PSI	(21 BAR)	£7.30	€ 9.86
PG63B0400PSI	BASE ENTRY GLY FILLED	0-400PSI	(28 BAR)	£7.30	€ 9.86
PG63B0500PSI	BASE ENTRY GLY FILLED	0-500PSI	(28 BAR)	£7.30	€ 9.86
PG63B0600PSI	BASE ENTRY GLY FILLED	0-600PSI	(41 BAR)	£7.30	€ 9.86
PG63B01000PSI	BASE ENTRY GLY FILLED	0-1000PSI	(70 BAR)	£7.30	€ 9.86
PG63B01500PSI	BASE ENTRY GLY FILLED	0-1500PSI	(100 BAR)	£7.30	€ 9.86
PG63B02000PSI	BASE ENTRY GLY FILLED	0-2000PSI	(138 BAR)	£7.30	€ 9.86
PG63B03000PSI	BASE ENTRY GLY FILLED	0-3000PSI	(207 BAR)	£7.30	€ 9.86
PG63B04000PSI	BASE ENTRY GLY FILLED	0-4000PSI	(275 BAR)	£7.30	€ 9.86
PG63B05000PSI	BASE ENTRY GLY FILLED	0-5000PSI	(344 BAR)	£7.30	€ 9.86
PG63B06000PSI	BASE ENTRY GLY FILLED	0-6000PSI	(414 BAR)	£7.30	€ 9.86
PG63B08500PSI	BASE ENTRY GLY FILLED	0-8500PSI	(586 BAR)	£7.30	€ 9.86
PG63B010000PSI	BASE ENTRY GLY FILLED	0-10000PSI	(690 BAR)	£7.30	€ 9.86
PG63B014500PSI	BASE ENTRY GLY FILLED	0-14500PSI	(1000 BAR)	£82.66	€ 111.59
PG63B-30HG060PSI	BASE ENTRY GLY FILLED	-30HG +60 PSI	(-1/+4 BAR)	£7.30	€ 9.86

### OPTIONAL EXTRAS FOR 63MM & 100MM GAUGES

ORDER CODE	DESCRIPTION	NETT. PRICE	
		£ STERLING	€ EUROS
CALI63100	CALIBRATION C/W CERTIFICATE	£40.19	€ 54.26
PG63COVER	RUBBER PROTECTIVE COVER	£7.65	€ 10.33

# HYDRAULIC SPECIFICATION 63MM REAR ENTRY PRESSURE GAUGE

www.flowfitonline.com  
TECH. DATA SHEET  
**PG06**



Dual scale psi (outer) in black and bar (inner) in red



Rubber Protective Gauge Covers

**Options:** Throttle Screw, Customised Dials, SS Wetted Parts  
**Application:** For Extended Life, arsh, and Vibration Environments.  
**Case:** 304 Stainless Steel  
**Bezel:** 304 Stainless Steel  
**Window:** Polycarbonate  
**Wetted Parts:** Brass / Bronze  
**Damping Fluid:** Glycerine  
**Accuracy Class:** ASME B40.1-1991 B GRADE

**Ranges:** -30"Hg, 1bar Vacuum to 10,000 PSI, 700 bar  
**Connections:** 1/4" BSP centre back entry with spigot to EN837  
**Temp. Range:** Ambient Temperature -25°C to 60°C  
Minimum temperature should not be less than or equal to the freezing point of the process fluid.

ORDER CODE	DESCRIPTION	PRESSURE RANGE		NETT. PRICE	
				£ STERLING	€ EUROS
PG63R-30HG	REAR ENTRY GLY FILLED	-30HG	(-1 BAR)	£11.36	€ 15.34
PG63R015PSI	REAR ENTRY GLY FILLED	0-15PSI	(1 BAR)	£11.36	€ 15.34
PG63R030PSI	REAR ENTRY GLY FILLED	0-30PSI	(2 BAR)	£11.36	€ 15.34
PG63R060PSI	REAR ENTRY GLY FILLED	0-60PSI	(4 BAR)	£11.36	€ 15.34
PG63R0100PSI	REAR ENTRY GLY FILLED	0-100PSI	(7 BAR)	£11.36	€ 15.34
PG63R0160PSI	REAR ENTRY GLY FILLED	0-160PSI	(11 BAR)	£11.36	€ 15.34
PG63R0200PSI	REAR ENTRY GLY FILLED	0-200PSI	(14 BAR)	£11.36	€ 15.34
PG63R0300PSI	REAR ENTRY GLY FILLED	0-300PSI	(21 BAR)	£11.36	€ 15.34
PG63R0400PSI	REAR ENTRY GLY FILLED	0-400PSI	(28 BAR)	£11.36	€ 15.34
PG63R0500PSI	REAR ENTRY GLY FILLED	0-500PSI	(34 BAR)	£11.36	€ 15.34
PG63R0600PSI	REAR ENTRY GLY FILLED	0-600PSI	(41 BAR)	£11.36	€ 15.34
PG63R01000PSI	REAR ENTRY GLY FILLED	0-1000PSI	(70 BAR)	£11.36	€ 15.34
PG63R01500PSI	REAR ENTRY GLY FILLED	0-1500PSI	(100 BAR)	£11.36	€ 15.34
PG63R02000PSI	REAR ENTRY GLY FILLED	0-2000PSI	(138 BAR)	£11.36	€ 15.34
PG63R03000PSI	REAR ENTRY GLY FILLED	0-3000PSI	(207 BAR)	£11.36	€ 15.34
PG63R04000PSI	REAR ENTRY GLY FILLED	0-4000PSI	(275 BAR)	£11.36	€ 15.34
PG63R05000PSI	REAR ENTRY GLY FILLED	0-5000PSI	(334 BAR)	£11.36	€ 15.34
PG63R06000PSI	REAR ENTRY GLY FILLED	0-6000PSI	(414 BAR)	£11.36	€ 15.34
PG63R08500PSI	REAR ENTRY GLY FILLED	0-8500PSI	(586 BAR)	£11.36	€ 15.34
PG63R010000PSI	REAR ENTRY GLY FILLED	0-10000PSI	(690 BAR)	£11.36	€ 15.34
PG63R014500PSI	REAR ENTRY GLY FILLED	0-14500PSI	(1000 BAR)	£82.66	€ 111.59
PG63R-30HG060PSI	REAR ENTRY GLY FILLED	30HG +60 PSI	(-1/+4 BAR)	£11.36	€ 15.34

### OPTIONAL EXTRAS FOR 63MM & 100MM GAUGES

ORDER CODE	DESCRIPTION	NETT. PRICE	
		£ STERLING	€ EUROS
PG63F	3 POSITION FACE FIXING	£4.65	€ 6.28
PG63RCLAMPS	REAR CLAMPS TO SU IT 63MM REAR ENTRY	£3.72	€ 5.02
PG63COVER	RUBBER PROTECTIVE COVER	£8.26	€ 11.15
CAL163100	CALIBRATION C/W CERTIFICATE	£40.19	€ 54.26



## HYDRAULIC SPECIFICATION 100MM BASE ENTRY PRESSURE GAUGE

www.flowfitonline.com  
TECH. DATA SHEET  
**PG07**



Dual scale psi (outer) in black and bar (inner) in red



Rubber Protective Covers

**Options:** Throttle Screw, Customised Dials, SS Wetted Parts

**Application:** For Extended Life, Harsh, and Vibration Environments.

**Case:** 304 Stainless Steel  
**Bezel:** 304 Stainless Steel

**Window:** Polycarbonate

**Wetted Parts:** Brass / Bronze

**Damping Fluid:** Glycerine

**Ranges:** -30"Hg, 1bar Vacuum to 10,000 PSI, 700 bar

**Accuracy Class:** ASME B40.1-1991 A GRADE

**Connections:** 1/2" BSP bottom entry with spigot to EN837

**Temp. Range:** Ambient Temperature -25°C to 60°C

Minimum temperature should not be less than or equal to the freezing point of the process fluid.

ORDER CODE	DESCRIPTION	PRESSURE RANGE		NETT. PRICE	
				£ STERLING	€ EUROS
PG100B-30HG	BASE ENTRY GLY FILLED	-30HG	(-1 BAR)	£49.80	€ 67.23
PG100B015PSI	BASE ENTRY GLY FILLED	0-15PSI	(1 BAR)	£49.80	€ 67.23
PG100B030PSI	BASE ENTRY GLY FILLED	0-30PSI	(2 BAR)	£49.80	€ 67.23
PG100B060PSI	BASE ENTRY GLY FILLED	0-60PSI	(4 BAR)	£49.80	€ 67.23
PG100B0100PSI	BASE ENTRY GLY FILLED	0-100PSI	(7 BAR)	£49.80	€ 67.23
PG100B0160PSI	BASE ENTRY GLY FILLED	0-160PSI	(11 BAR)	£49.80	€ 67.23
PG100B0200PSI	BASE ENTRY GLY FILLED	0-200PSI	(14 BAR)	£49.80	€ 67.23
PG100B0300PSI	BASE ENTRY GLY FILLED	0-300PSI	(21 BAR)	£49.80	€ 67.23
PG100B0400PSI	BASE ENTRY GLY FILLED	0-400PSI	(28 BAR)	£49.80	€ 67.23
PG100B0500PSI	BASE ENTRY GLY FILLED	0-500PSI	(34 BAR)	£49.80	€ 67.23
PG100B0600PSI	BASE ENTRY GLY FILLED	0-600PSI	(41 BAR)	£49.80	€ 67.23
PG100B01000PSI	BASE ENTRY GLY FILLED	0-1000PSI	(70 BAR)	£49.80	€ 67.23
PG100B01500PSI	BASE ENTRY GLY FILLED	0-1500PSI	(103 BAR)	£49.80	€ 67.23
PG100B02000PSI	BASE ENTRY GLY FILLED	0-2000PSI	(138 BAR)	£49.80	€ 67.23
PG100B03000PSI	BASE ENTRY GLY FILLED	0-3000PSI	(207 BAR)	£49.80	€ 67.23
PG100B04000PSI	BASE ENTRY GLY FILLED	0-4000PSI	(275 BAR)	£49.80	€ 67.23
PG100B05000PSI	BASE ENTRY GLY FILLED	0-5000PSI	(344 BAR)	£49.80	€ 67.23
PG100B06000PSI	BASE ENTRY GLY FILLED	0-6000PSI	(414 BAR)	£49.80	€ 67.23
PG100B08500PSI	BASE ENTRY GLY FILLED	0-8500PSI	(586 BAR)	£49.80	€ 67.23
PG100B010000PSI	BASE ENTRY GLY FILLED	0-10000PSI	(690 BAR)	£49.80	€ 67.23
PG100B014500PSI	BASE ENTRY GLY FILLED	0-14500PSI	(1000 BAR)	£123.99	€ 167.39
PG100B-3060PSI	BASE ENTRY GLY FILLED	-30HG +60PSI	(-1/+4 BAR)	£49.80	€ 67.23

### OPTIONAL EXTRAS FOR 63MM & 100MM GAUGES

ORDER CODE	DESCRIPTION	NETT. PRICE	
		£ STERLING	€ EUROS
CALI63100	CALIBRATION C/W CERTIFICATE	£40.19	€ 54.26
PG100COVER	RUBBER PROTECTIVE COVER	£21.70	€ 29.30





# HYDRAULIC SPECIFICATION 100MM REAR ENTRY PRESSURE GAUGE

www.flowfitonline.com  
TECH. DATA SHEET  
**PG08**



Dual scale psi (outer) in black and bar (inner) in red



Rubber Protective Covers

**Options:** Throttle Screw, Customised Dials, SS Wetted Parts  
**Application:** For Extended Life, Harsh, and Vibration Environments.  
**Case:** 304 Stainless Steel  
**Bezel:** 304 Stainless Steel  
**Window:** Polycarbonate  
**Wetted Parts:** Brass / Bronze  
**Damping Fluid:** Glycerine  
**Accuracy Class:** ASME B40.1-1991 A GRADE

**Ranges:** -30"Hg, 1bar Vacuum to 10,000 PSI, 700 bar  
**Connections:** 1/2"BSP back entry with spigot to EN837  
**Temp. Range:** Ambient Temperature -25°C to 60°C  
Minimum temperature should not be less than or equal to the freezing point of the process fluid.

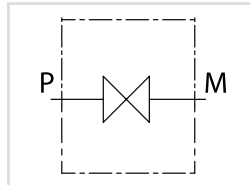
ORDER CODE	DESCRIPTION	PRESSURE RANGE		NETT. PRICE	
		£ STERLING	€ EUROS	£ STERLING	€ EUROS
PG100R-30HG	REAR ENTRY GLY FILLED	-30HG	(-1 BAR)	£54.56	€ 73.66
PG100R015PSI	REAR ENTRY GLY FILLED	0-15PSI	(1 BAR)	£54.56	€ 73.66
PG100R030PSI	REAR ENTRY GLY FILLED	0-30PSI	(2 BAR)	£54.56	€ 73.66
PG100R060PSI	REAR ENTRY GLY FILLED	0-60PSI	(4 BAR)	£54.56	€ 73.66
PG100R0100PSI	REAR ENTRY GLY FILLED	0-100PSI	(7 BAR)	£54.56	€ 73.66
PG100R0160PSI	REAR ENTRY GLY FILLED	0-160PSI	(11 BAR)	£54.56	€ 73.66
PG100R0200PSI	REAR ENTRY GLY FILLED	0-200PSI	(14 BAR)	£54.56	€ 73.66
PG100R0300PSI	REAR ENTRY GLY FILLED	0-300PSI	(21 BAR)	£54.56	€ 73.66
PG100R0400PSI	REAR ENTRY GLY FILLED	0-400PSI	(28 BAR)	£54.56	€ 73.66
PG100R0500PSI	REAR ENTRY GLY FILLED	0-500PSI	(34 BAR)	£54.56	€ 73.66
PG100R0600PSI	REAR ENTRY GLY FILLED	0-600PSI	(41 BAR)	£54.56	€ 73.66
PG100R01000PSI	REAR ENTRY GLY FILLED	0-1000PSI	(70 BAR)	£54.56	€ 73.66
PG100R01500PSI	REAR ENTRY GLY FILLED	0-1500PSI	(103 BAR)	£54.56	€ 73.66
PG100R02000PSI	REAR ENTRY GLY FILLED	0-2000PSI	(138 BAR)	£54.56	€ 73.66
PG100R03000PSI	REAR ENTRY GLY FILLED	0-3000PSI	(207 BAR)	£54.56	€ 73.66
PG100R04000PSI	REAR ENTRY GLY FILLED	0-4000PSI	(275 BAR)	£54.56	€ 73.66
PG100R05000PSI	REAR ENTRY GLY FILLED	0-5000PSI	(344 BAR)	£54.56	€ 73.66
PG100R06000PSI	REAR ENTRY GLY FILLED	0-6000PSI	(414 BAR)	£54.56	€ 73.66
PG100R08500PSI	REAR ENTRY GLY FILLED	0-8500PSI	(586 BAR)	£54.56	€ 73.66
PG100R010000PSI	REAR ENTRY GLY FILLED	0-10000PSI	(690 BAR)	£54.56	€ 73.66
PG100R014500PSI	REAR ENTRY GLY FILLED	0-14500PSI	(1000 BAR)	£165.31	€ 223.17

### OPTIONAL EXTRAS FOR 63MM & 100MM GAUGES

ORDER CODE	DESCRIPTION	NETT. PRICE	
		£ STERLING	€ EUROS
PG100F	3 POSITION FACE FIXING	£4.65	€ 6.28
PG100RCLAMPS	REAR CLAMPS TO SUIT 100MM REAR ENTRY	£3.72	€ 5.02
PG100COVER	RUBBER PROTECTIVE COVER	£21.70	€ 29.30
CAL163100	CALIBRATION C/W CERTIFICATE	£40.19	€ 54.26

## GAUGE ISOLATOR VALVES

### GAUGE ISOLATOR IN LINE



#### USE AND OPERATION:

These valves are used to open or close the oil flow to the gauge in an hydraulic system.

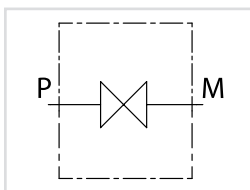
Body: nickel steel. Seals: NBR

Applications Screw the gauge isolator to the hydraulic system to the male port P and fix the gauge to female port M. In order to open or close the flow turn the knob.

www.flowfitonline.com  
TECH. DATA SHEET  
**PG09**

CODE	TYPE	BSP PORTS	WORKING PRESSURE BAR	NETT. PRICE	
				£ STERLING	€ EUROS
EM001L	EML 1/4" BSP MF	1/4"	400	£9.63	€ 13.00

## GAUGE ISOLATOR 90°



### USE AND OPERATION:

These valves are used to open or close the oil flow to the gauge in an hydraulic system.

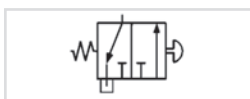
Body: nickel steel. Seals: NBR

Applications Screw the gauge isolator to the hydraulic system to the male port P and fix the gauge to female port M. In order to open or close the flow turn the knob.

www.flowfitonline.com  
TECH. DATA SHEET  
**PG010**

CODE	TYPE	BSP PORTS	WORKING PRESSURE BAR	NETT. PRICE	
				£ STERLING	€ EUROS
EM001N	EM90° 1/4" BSP MF	1/4"	400	£9.63	€ 13.00

## FT292 PUSH-BUTTON GAUGE ISOLATOR VALVES



The new FT 292 push-button isolator valves are used to protect pressure-gauges, since they have the double function of dampening the pressure surge during opening and of isolating the pressure-gauge entirely.

A reading is obtained by depressing the button.

Releasing the button shuts off the flow to the gauge with residual pressure being automatically drained.

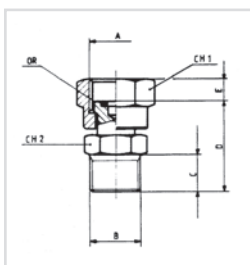
The button can be locked to give a continuous reading. The maximum release pressure is 50 Kg/sq cm. Panel mounting facility.

Panel mounting fixtures are supplied only if expressly requested, indicate whether KM or hexagonal. Complete with connector FT 299, they allow for full location orientation for ease of reading. They may be used for working pressures up to 400 bar.

www.flowfitonline.com  
TECH. DATA SHEET  
**PG011**

ORDER CODE	PORTS SIZE	MAX WORKING PRESSURE (BAR)	NETT. PRICE	
			£ STERLING	€ EUROS
FT292	1/4"	400	£39.76	€ 53.68

## FT299 PRESSURE GAUGE SWIVEL ADAPTORS - 400 BAR RATED



Adaptors FT 299 allow the connection of a pressure gauge direct to the system. They provide for correct dial orientation. The adaptor has a built in 'O-ring' seal for use with pressure gauges with sealing nipple to DIN 16288.

The oil flow is restricted to the gauge dampen any pressure shock surges.

A gasket, supplied as current product and inserted in the rotating nut, impedes any blow-by between fitting and pressure gauge.

www.flowfitonline.com  
TECH. DATA SHEET  
**PG012**

ORDER CODE	PORT A	PORT B	MAX WORKING PRESSURE (BAR)	NETT. PRICE	
				£ STERLING	€ EUROS
FT299-88	1/8"	1/8"	400	£8.26	€ 11.15
FT299-44	1/4"	1/4"	400	£6.26	€ 8.45
FT299-42	1/4"	1/2"	400	£7.23	€ 9.76
FT299-24	1/2"	1/4"	400	£10.94	€ 14.77
FT299-22	1/2"	1/2"	400	£15.83	€ 21.37

1/2" MONOBLOCK CONTROL VALVES  
 GALTECH UP TO 90 L/MIN ..... 33, 73  
 1/2" PORTS MAX FLOW 45L/MIN MONOBLOCK  
 HDM11/S SERIES C/W MAIN RELIEF VALVE ..... 16, 61  
 1/2" PORTS MAX FLOW 45L/MIN MONOBLOCK  
 HDM11/S SERIES C/W MAIN  
 RELIEF VALVE ..... 65, 107, 111  
 1/2" PORTS MAX FLOW 70L/MIN MONOBLOCK  
 HDM 18 SERIES C/W MAIN RELIEF  
 VALVE ..... 16, 17, 61, 62, 65  
 1/2" PORTS MAX FLOW 70L/MIN MONOBLOCK  
 HDM 18 SERIES C/W MAIN RELIEF VALVE ..... 66, 107  
 1/2" PORTS MAX FLOW 70L/MIN MONOBLOCK  
 HDM 18 SERIES C/W MAIN RELIEF VALVE ..... 111  
 1/4" MONOBLOCK CONTROL VALVES GALTECH  
 UP TO 20 L/MIN ..... 31, 72  
 10 DANM ELECTROMAGNETIC CLUTCHES ..... 324, 326  
 100L CAPACITY HYDRAULIC OIL TANK WITH TANK  
 ACCESSORIES ..... 356  
 100MM BASE ENTRY PRESSURE GAUGES ..... 538  
 100MM REAR ENTRY PRESSURE GAUGES ..... 539  
 12 WAY SOLENOID DIVERTER VALVES ..... 71  
 120 RELIEF VALVE CARTRIDGE ..... 49, 93  
 12CM<sup>3</sup> DOUBLE ACTING HANDPUMP ..... 269  
 12CM<sup>3</sup> SINGLE ACTING HANDPUMP ..... 266  
 12VDC SINGLE ACTING HYDRAULIC TRAILER KITS ..... 273  
 14 DANM ELECTROMAGNETIC CLUTCHES ..... 328, 330  
 140 BAR VARIABLE DISPLACEMENT SINGLE  
 VANE PUMP ..... 238  
 14L CAPACITY HYDRAULIC OIL TANK WITH TANK  
 ACCESSORIES ..... 355  
 165L CAPACITY HYDRAULIC OIL TANK WITH TANK  
 ACCESSORIES ..... 357  
 2 BUTTON DOUBLE ACTING 4 WIRE PENDANT ..... 134  
 2 BUTTON SINGLE ACTING 3 WIRE PENDANT ..... 133  
 2 WAY BALL VALVES ..... 72  
 2 WAY BALL VALVES WITH FIXING HOLES ..... 72  
 2 WAY CARTRIDGE ELECTRIC VALVES ..... 116  
 2 WAY FLOW DIVIDERS ..... 68  
 20 RELIEF VALVE CARTRIDGE ..... 48, 92  
 21 DANM ELECTROMAGNETIC CLUTCHES ..... 332  
 210 - 250 BAR VARIABLE DISPLACEMENT  
 PISTON PUMPS 250 BAR ..... 239  
 210 - 286 BAR VARIABLE DISPLACEMENT  
 PISTON PUMPS 286 BAR ..... 239  
 22L CAPACITY HYDRAULIC OIL TANK WITH TANK  
 ACCESSORIES ..... 355  
 24VDC SINGLE ACTING HYDRAULIC TRAILER KITS ..... 273  
 25CM<sup>3</sup> DOUBLE ACTING HANDPUMP ..... 270  
 25CM<sup>3</sup> SINGLE ACTING HANDPUMP ..... 267  
 3 PORT FLOW CONTROL VALVE EXCESS TO TANK  
 FLANGEABLE ON DANFOSS MOTORS OMP/OMR ..... 224  
 3 PORT FLOW CONTROL VALVE WITH EXCESS BACK TO  
 TANK ..... 67  
 3 PORT FLOW CONTROL VALVE WITH EXCESS TO TANK  
 WITH CHECK VALVE ..... 67  
 3 PORT FLOW CONTROL VALVE EXCESS TO TANK  
 FLANGEABLE ON DANFOSS MOTORS OMP/OMR ..... 68  
 3 WAY BALL VALVES ..... 73  
 3 WAY BALL VALVES WITH FIXING HOLES ..... 73  
 3 WAY DIVERTER VALVES ..... 74  
 3 WAY SOLENOID DIVERTER VALVES ..... 28  
 3 WAYS SINGLE PILOT OPERATED CHECK VALVES,  
 IN LINE ..... 40  
 3/4" MONOBLOCK CONTROL VALVES GALTECH  
 UP TO 120 L/MIN ..... 34  
 3/4" MONOBLOCK CONTROL VALVES  
 GALTECH UP TO 120 L/MIN ..... 73  
 3/4" PORTS MAX FLOW 160L/MIN MONOBLOCK  
 SD18 SERIES C/W MAIN RELIEF  
 VALVE ..... 17, 62, 66, 108, 112  
 3/8" MONOBLOCK CONTROL VALVES GALTECH  
 UP TO 40 L/MIN ..... 32, 72  
 3/8" PORTS MAX FLOW 40L/MIN MONOBLOCK HDM140  
 SERIES C/W MAIN RELIEF VALVE ..... 15, 60, 64, 106, 110  
 3/8" PORTS MAX FLOW 45L/MIN MONOBLOCK  
 HDM11/P SERIES C/W MAIN RELIEF  
 VALVE ..... 15, 61, 64, 106, 110  
 35 RELIEF VALVE CARTRIDGE ..... 48, 92  
 350 BAR VARIABLE DISPLACEMENT PISTON  
 PUMPS 350 BAR ..... 239  
 39L CAPACITY HYDRAULIC OIL TANK WITH TANK  
 ACCESSORIES ..... 355  
 4 BUTTON DOUBLE ACTING 6 WIRE PENDANT ..... 135  
 4 WAY DIVERTER VALVES ..... 74  
 4 WAYS SINGLE PILOT OPERATED CHECK VALVES, IN LINE ..... 78  
 40MM REAR ENTRY PRESSURE GAUGES ..... 535  
 40MM REAR ENTRY PRESSURE GAUGES ..... 535  
 45CM<sup>3</sup> DOUBLE ACTING HANDPUMP ..... 270  
 45CM<sup>3</sup> SINGLE ACTING HANDPUMP ..... 267  
 5.5 HP LOGSPLITTER KIT 7.7 TON FORCE ..... 295  
 50 DANM ELECTROMAGNETIC CLUTCHES ..... 334  
 50MM BASE ENTRY PRESSURE GAUGES ..... 536  
 50MM REAR ENTRY PRESSURE GAUGES ..... 535  
 58L CAPACITY HYDRAULIC OIL TANK WITH TANK  
 ACCESSORIES ..... 356

6 WAY SOLENOID DIVERTER VALVES ..... 28  
 63MM BASE ENTRY PRESSURE GAUGES ..... 536  
 63MM REAR ENTRY PRESSURE GAUGES ..... 537  
 6CM<sup>3</sup> DOUBLE ACTING HANDPUMP ..... 269  
 6CM<sup>3</sup> SINGLE ACTING HANDPUMP ..... 266  
 70 BAR VARIABLE DISPLACEMENT SINGLE  
 VANE PUMP ..... 238  
 75L CAPACITY HYDRAULIC OIL TANK WITH TANK  
 ACCESSORIES ..... 356  
 80 RELIEF VALVE CARTRIDGE ..... 49, 93  
 9 HP LOGSPLITTER KIT 10 TON FORCE ..... 296  
 9 WAY SOLENOID DIVERTER VALVES ..... 71  
 90° DEGREE ANGLE GAUGE ISOLATOR  
 NEEDLE VALVES ..... 79, 539  
 90° DEGREE PRESSURE COMPENSATED 90 FLOW  
 REGULATOR VALVES ..... 64  
 90° DEGREE ROTATING COUPLING ..... 78  
 95000 SERIES ALUMINIUM SPEED REDUCTION  
 GEARBOXES ..... 319  
 96000 SERIES ALUMINIUM SPEED REDUCTION  
 GEARBOXES ..... 320  
 97500 SERIES CAST IRON SPEED REDUCTION  
 GEARBOXES ..... 321  
**A**  
 AIR BREATHERS ..... 402  
 ALUMINIUM HYDRAULIC PTO GEARBOXES  
 AND PUMP ASSEMBLIES ..... 312  
 ALUMINIUM OIL TANKS ..... 349  
 ALUMINIUM OIL TANKS AB 12 NR ..... 351  
 ALUMINIUM OIL TANKS AB 20 ..... 351  
 ALUMINIUM OIL TANKS AB 3.5 ..... 350  
 ALUMINIUM OIL TANKS AB 30 NR ..... 352  
 ALUMINIUM OIL TANKS AB 44 ..... 352  
 ALUMINIUM OIL TANKS AB 6.5 ..... 350  
 ALUMINIUM OIL TANKS AB 70 ..... 353  
 ALUMINIUM HYDRAULIC PTO GEARBOXES AND  
 PUMP ASSEMBLIES ..... 312  
 ANGLED FILLER BREATHER ..... 532  
**B**  
 BALL VALVES ..... 72  
 BARREL FLOW CONTROL VALVES NO CHECK ..... 83  
 BARREL FLOW CONTROL VALVES WITH CHECK ..... 83  
 BDR TYPE BOLT ON VALVES ..... 223  
 BDS TYPE BOLT ON VALVES ..... 223  
 BELL HOUSINGS AND DRIVE COUPLINGS  
 FOR ELECTRIC MOTORS ..... 245  
 BDR TYPE ..... 223  
 BDS TYPE ..... 223  
 BELL HOUSINGS AND DRIVE COUPLINGS FOR  
 ELECTRIC MOTORS, PETROL AND DIESEL ENGINES ..... 245  
 BIDIRECTIONAL CHECK VALVE ..... 60, 105  
 BOLT ON HYDRAULIC VALVES TO SUIT FLOWFIT  
 AND M-S HYDRAULIC MOTORS ..... 222  
 BONDED SEALS ..... 466  
 BRAKE CYLINDER (SINGLE ACTING) ..... 291  
 BRAKE UNCLAMPING VALVE, FLANGEABLE TO  
 DANFOSS MOTORS OMP/OMR ..... 57, 102  
 BRAKE UNCLAMPING VALVE, FLANGEABLE TO  
 DANFOSS MOTORS OMS ..... 58, 102  
 BRAKES FOR HYDRAULIC MOTORS ..... 205  
 BREATHER PLUGS ..... 502  
 BSP 60° CONED PLUG ..... 461  
 BSP FBFFX ..... 472  
 BSP FBSPORX ..... 469  
 BSP FBSPORX ..... 491  
 BSP FBSPORX45 ..... 469  
 BSP FBSPORX45 ..... 492  
 BSP FBSPORX90 ..... 470  
 BSP FBSPORX90 ..... 492  
 BSP FBSPORX90BL ..... 470  
 BSP FIXED FEMALE X BSP FIXED FEMALE ..... 447  
 BSP MALE 60° CONE X BSP FIXED FEMALE BUSH ..... 446  
 BSP MALE CONE SEAT X BSP SWIVEL FEMALE 90°  
 COMPACT ELBOW ..... 459  
 BSP MALE FOR BONDED SEAL X BSP SWIVEL  
 FEMALE 90° COMPACT ELBOW ..... 459  
 BSP MALE FORGED TEE ..... 448  
 BSP MALE TEE CONE SEATING ..... 448  
 BSP MALE TEE FOR BONDED SEAL ..... 452  
 BSP MALE X BSP FIXED FEMALE EXTENDED ..... 445  
 BSP MALE X BSP MALE ..... 426  
 BSP MALE X BSP MALE 45° POSITIONAL  
 FORGED ELBOW ..... 455  
 BSP MALE X BSP MALE 90° POSITIONAL  
 FORGED ELBOW ..... 454  
 BSP MALE X BSP MALE BULKHEAD WITH LOCKNUT ..... 428  
 BSP MALE X BSP MALE EXTENDED BULKHEAD  
 WITH LOCKNUT ..... 428  
 BSP MALE X BSP MALE X BSP SWIVEL  
 FEMALE BRANCH TEE ..... 451  
 BSP MALE X BSP SWIVEL FEMALE ..... 440  
 BSP MALE X BSP SWIVEL FEMALE 45°  
 FORGED COMPACT ELBOW ..... 458

BSP MALE X BSP SWIVEL FEMALE 90° FORGED  
 COMPACT ELBOW ..... 456  
 BSP MALE X BSP SWIVEL FEMALE 90° SWEPT  
 ELBOW ..... 464  
 BSP MALE X BSP SWIVEL FEMALE X BSP MALE  
 BRANCH TEE ..... 453  
 BSP MALE X BSP SWIVEL FEMALE X BSP MALE  
 BRANCH TEE REDUCING ON BRANCH ..... 451  
 BSP MALE X BSPT MALE ..... 429  
 BSP MALE X JIC MALE ..... 430  
 BSP MALE X JIC SWIVEL FEMALE ..... 441  
 BSP MBSP ..... 471, 493  
 BSP MBSPPBKHD ..... 471  
 BSP MBSP ..... 468  
 BSP SOCKET HEADED PLUG WITH 3869 SEAL ..... 462  
 BSP SOLID PLUG ..... 461  
 BSP SOLID BLANKING CAP ..... 462  
 BSP SWIVEL FEMALE TEE ..... 453  
 BSP SWIVEL FEMALE X BSP SWIVEL FEMALE ..... 444  
 BSP SWIVEL FEMALE X BSP SWIVEL FEMALE 90°  
 COMPACT ELBOW ..... 461  
 BSP SWIVEL FEMALE X BSP SWIVEL FEMALE 90°  
 FORGED COMPACT ELBOW ..... 458  
 BSP SWIVEL FEMALE X PUSH-IN 90° SWEPT ..... 464  
 BSP SWIVEL FEMALE X PUSH-IN STRAIGHT ..... 465  
 BSPT SOLID PLUG ..... 463  
 BVR TYPE ..... 224  
 BVR TYPE MOTOR MOUNTED PRESSURE  
 COMPENSATED FLOW CONTROL VALVE ..... 224  
**C**  
 CARTRIDGE SCREWED-IN HEATERS ..... 362  
 CARTRIDGE SCREWED-IN HEATERS WITH  
 TEMPERATURE ADJUSTMENT ..... 363  
 CAST IRON PTO GEAR BOXES WITH GROUP 3 PUMPS ..... 313  
 CETOP 3 AND 5 HIGH PRESSURE FILTERS FDM-1  
 UPTO 315 BAR ..... 383  
 CETOP 3 CHECK VALVES ..... 91  
 CETOP 3 COUNTER BALANCE VALVE ..... 92  
 CETOP 3 FLOW CONTROL C/W CHECK VALVE ..... 92  
 CETOP 3 NG6 1 STATION MANIFOLD ..... 133  
 CETOP 3 NG6 MODULAR CHECK VALVE ..... 91  
 CETOP 3 NG6 MODULAR COUNTER BALANCE VALVE ..... 92  
 CETOP 3 NG6 MODULAR FLOW CONTROL VALVE  
 WITH CHECK ..... 92  
 CETOP 3 NG6 MODULAR PILOT OPERATED CHECK VALVE ..... 91  
 CETOP 3 NG6 MODULAR REDUCING VALVE ..... 90  
 CETOP 3 NG6 MODULAR RELIEF VALVE ..... 90  
 CETOP 3 NG6 SOLENOID DIRECTIONAL CONTROL VALVES ..... 88  
 CETOP 3 NG6 SPRING CENTERED 3 POSITION DOUBLE  
 ACTING SOLENOID DIRECTIONAL CONTROL VALVE ..... 88  
 CETOP 3 NG6 SPRING OFFSET 2 POSITION SINGLE ACTING  
 SOLENOID DIRECTIONAL CONTROL VALVE ..... 88  
 CETOP 3 NG6 STEEL COVER PLATE ..... 96  
 CETOP 3 NG6 STEEL PARALLEL CIRCUIT MANIFOLD ..... 93  
 CETOP 3 NG6 STEEL PARALLEL CIRCUIT MANIFOLD  
 WITH RELIEF VALVE ..... 94  
 CETOP 3 NG6 STEEL SUBPLATE WITH BASE PORTS ..... 96  
 CETOP 3 NG6 STEEL SUBPLATE WITH SIDE PORTS ..... 96  
 CETOP 3 PILOT OPERATED CHECK VALVES ..... 91  
 CETOP 3 PRESSURE REDUCING VALVES ..... 90  
 CETOP 3 RELIEF VALVES ..... 90  
 CETOP 3 SEQUENCE VALVES ..... 93  
 CETOP 3 VALVES ..... 87  
 CETOP 5 CHECK VALVES ..... 100  
 CETOP 5 COUNTER BALANCE VALVE ..... 101  
 CETOP 5 FLOW CONTROL C/W CHECK VALVE ..... 101  
 CETOP 5 NG10 MODULAR CHECK VALVE ..... 100  
 CETOP 5 NG10 MODULAR FLOW CONTROL VALVE ..... 101  
 CETOP 5 NG10 MODULAR PILOT OPERATED CHECK VALVE ..... 100  
 CETOP 5 NG10 MODULAR REDUCING VALVE ..... 99  
 CETOP 5 NG10 MODULAR RELIEF VALVE ..... 99  
 CETOP 5 NG10 SOLENOID DIRECTIONAL CONTROL VALVES ..... 97  
 CETOP 5 NG10 STEEL COVER PLATE ..... 105  
 CETOP 5 NG10 STEEL PARALLEL CIRCUIT MANIFOLD ..... 104  
 CETOP 5 NG10 STEEL PARALLEL CIRCUIT MANIFOLD  
 WITH RELIEF VALVE ..... 104  
 CETOP 5 NG10 STEEL SUBPLATE WITH BASE PORTS ..... 104  
 CETOP 5 NG10 STEEL SUBPLATE WITH SIDE PORTS ..... 104  
 CETOP 5 PILOT OPERATED CHECK VALVES ..... 100  
 CETOP 5 PRESSURE REDUCING VALVES ..... 99  
 CETOP 5 RELIEF VALVES ..... 99  
 CETOP 5 SEQUENCE VALVES ..... 101  
 CETOP 7 COUNTER BALANCE VALVE ..... 108  
 CETOP 7 FLOW CONTROL C/W CHECK VALVE ..... 108  
 CETOP 7 PILOT OPERATED CHECK VALVES ..... 107  
 CETOP 7 PRESSURE REDUCING VALVES ..... 107  
 CETOP 7 RELIEF VALVES ..... 106  
 CETOP 8 CHECK VALVES ..... 111  
 CETOP 8 COUNTER BALANCE VALVE ..... 112  
 CETOP 8 FLOW CONTROL C/W CHECK VALVE ..... 111  
 CETOP 8 PILOT OPERATED CHECK VALVES ..... 111  
 CETOP 8 PRESSURE REDUCING VALVES ..... 110  
 CETOP 8 RELIEF VALVES ..... 110  
 CETOP MANIFOLDS ..... 94  
 CF - DOME SHAPED THREADED OIL LEVEL INDICATOR ..... 406

CHECK VALVES.....	59, 104	DUAL CROSS RELIEF VALVES.....	53, 54, 97, 99	FILTREC FA-2 TANK TOP RETURN LINE SPIN-ON.....	369
CLEAN OIL TRANSFER SYSTEMS 12V.....	416	DUAL CROSS RELIEF VALVES WITH ANTI-CAVITATION.....	56, 101	FILTREC FA-4 INLINE PRESSURE AND RETURN SPIN-ON.....	375
CLEAN OIL TRANSFER SYSTEMS 240V.....	416	DUAL CROSS RELIEF VALVES WITH PILOT CHECK VALVE.....	57, 101	FILTREC FB-1 SERIES AIR BREATHER FILTERS.....	402
CLOGGING INDICATORS.....	386	<b>E</b>		FILTREC FCR-7 TANK TOP RETURN LINE.....	373
CM2T.....	468	CONNECTIONS TYPE 'N'.....	234	FILTREC FD-3 INLINE MEDIUM PRESSURE MAX 100 BAR.....	380
COIL FOR LET DOWN VALVE.....	132	ELECTRIC FLOAT LEVEL SWITCHES 2 HOLE MOUNT.....	398	FILTREC FDM-1 CETOP MOUNTABLE.....	383
COMPACT DOUBLE PILOT OPERATED CHECK VALVE.....	39, 77	ELECTRIC FLOATING LEVEL GAUGES.....	399	FILTREC FILLER BREATHERS.....	402
CRIMPING MACHINES: OVERVIEW.....	486	ELECTRIC LEVEL INDICATORS.....	397	FILTREC FL SERIES FLUID LEVEL TEMPERATURE GAUGES.....	396
CUSTOM BUILT POWER UNITS.....	174	ELECTRIC MOTOR PUMP SET.....	255	FILTREC FR-1 TANK TOP RETURN LINE.....	370
CUTTING MACHINES: OVERVIEW.....	488	ELECTRIC MOTORS.....	250	FILTREC FR-8 TANK TOP RETURN LINE.....	372
CYLINDRICAL DOUBLE PILOT OPERATED CHECK VALVE.....	38, 76	ELECTRO MAGNETIC CLUTCH AND PUMP ASSEMBLIES.....	336, 337	FILTREC FS-1 SUCTION STRAINERS.....	377
<b>D</b>		ELECTRO- HYDRAULIC PROPORTIONAL RELIEF & FLOW CONTROL VALVE.....	117	FILTREC FS-7 IN TANK MOUNTED SUCTION STRAINERS.....	378
DC PUMPS VISCOMAT DC.....	414	ELECTRO-HYDRAULIC PROPORTIONAL PILOT RELIEF VALVE.....	116	FILTREC FT SERIES FILLER BREATHER FILTERS.....	402
DETAILS FOR INSTALLATION HF600.....	163	ELECTRO-HYDRAULIC ON-OFF INTERNAL PILOT VERSION VALVE.....	116	FILTREC HIGH PRESSURE FILTERS.....	382
DIESEL ENGINE.....	179	ELECTRO-HYDRAULIC PROPORTIONAL PILOT RELIEF VALVE.....	116	FILTREC IN TANK MOUNTED SUCTION STRAINERS FS-7.....	378
DIESEL ENGINE BELL HOUSING AND DRIVE COUPLING KITS.....	249	ELECTRO-HYDRAULIC PROPORTIONAL RELIEF VALVE.....	117	FILTREC INLINE HIGH PRESSURE FILTERS 80-315 BAR.....	383
DIFFERENTIAL DUAL CROSS RELIEF VALVES.....	53, 98	ELECTRO-HYDRAULIC PROPORTIONAL RELIEF VALVE.....	117	FILTREC INLINE MEDIUM PRESSURE FILTERS.....	379
DIFFERENTIAL TYPE RELIEF VALVES.....	50, 95	ELECTRO-HYDRAULIC PROPORTIONAL VALVES.....	116	FILTREC INLINE PRESSURE AND RETURN SPIN ON FA4.....	375
DIFFUSERS.....	374	ELECTRO-HYDRAULIC PROPORTIONAL RELIEF VALVE.....	117	FILTREC LEVEL INDICATORS.....	525
DIN 24'.....	484	ELECTRO-HYDRAULIC PROPORTIONAL VALVES.....	116	FILTREC LOW PRESSURE INLINE FILTER.....	375
DIN 24' FDH0RX45.....	483	ELECTROMAGNETIC CLUTCHES.....	323	FILTREC MEDIUM PRESSURE FILTERS.....	379
DIN 24' FDL0RX.....	496	END STROKE VALVES.....	76	FILTREC RETURN LINE FILTERS.....	368
DIN 24' FDL0RX45.....	481, 497	END STROKE VALVES, NORMALLY CLOSED.....	76	FILTREC RETURN LINE FILTERS FA-1.....	368
DIN 24' FDL0RX90.....	497	END STROKE VALVES, NORMALLY OPEN.....	76	FILTREC SUCTION FILTERS.....	378
DIN 24' MDH.....	499	ENGINE COUPLINGS.....	245	FILTREC SUCTION LINE FILTERS.....	376
DIN 24' MDL.....	482, 497	EPH HYDRAULIC MOTOR.....	215	FILTREC SUCTION SPIN-ON FA-1.....	376
DIN 24' FDH0RX.....	483, 498	EPMM HYDRAULIC MOTOR.....	214	FILTREC SUCTION STRAINERS.....	377
DIN 24' FDH0RX45.....	498	EPMS HYDRAULIC MOTOR.....	218	FILTREC TANK TOP RETURN LINE FCR-7.....	373
DIN 24' FDH0RX90.....	484, 499	EPMT HYDRAULIC MOTOR.....	219	FILTREC TANK TOP RETURN LINE FILTERS.....	369
DIN 24' FDL0RX.....	480	EPMV HYDRAULIC MOTOR.....	220	FILTREC TANK TOP RETURN LINE FR-1.....	370
DIN 24' FDL0RX90.....	481	ET-ELECTRIC DC MOTOR PUMP SET.....	167	FILTREC TANK TOP RETURN LINE FR-8.....	372
DIRECT ACTING REDUCING VALVE WITH CHECK VALVE.....	58, 103	EXTERNAL SINGLE PILOT OPERATED CHECK VALVES.....	42, 79	FILTREC TANK TOP RETURN LINE SPIN ON FA-2.....	369
DIRECT ACTING SEQUENCE VALVES.....	69	<b>F</b>		FILTREC TECHNICAL FILTRATION.....	367
DIRECT OPERATED RELIEF VALVE.....	113	F100-XD INLINE HIGH PRESSURE MAX 80-100BAR.....	379	FIXED SETTING THROTTLE CHECK VALVES.....	64
DIVERTER VALVES.....	74	F280-D1 INLINE HIGH PRESSURE MAX 280 BAR.....	382	FL SERIES FLUID LEVEL TEMPERATURE GAUGES 760.....	396
DOUBLE ACTING HANDPUMP AND CYLINDER KITS.....	272	FA-1 RETURN LINE SPIN-ON.....	368	FLANGE COUPLINGS.....	339
DOUBLE ACTING HANDPUMP ASSEMBLIES.....	268	FA-1 SUCTION SPIN-ON FILTERS.....	376	FLANGED LEVEL INDICATOR WITH FLOAT SYSTEM.....	523
DOUBLE ACTING HYDRAULIC CIRCUIT POWER PACKS.....	152	FA-2 TANK TOP RETURN LINE SPIN-ON.....	369	FLANGES FOR 10 DANM ELECTROMAGNETIC CLUTCHES.....	325, 327
DOUBLE ACTING HYDRAULIC CYLINDER.....	278	FA-4 INLINE PRESSURE AND RETURN SPIN ON.....	375	FLANGES FOR 14 DANM ELECTROMAGNETIC CLUTCHES.....	329
DOUBLE ACTING PLOUGH OUTSIDE DRILLS OVERTURNING VALVES FOR CYLINDER WITH MEMORY AND WITHOUT MEMORY.....	81	FA-4 SERIES AIR BREATHER FILTERS.....	402	FLANGES FOR 21 DANM ELECTROMAGNETIC CLUTCHES.....	335
DOUBLE ACTING PLOUGH OVERTURNING VALVE BY DOWN MOULDBOARD LOAD SHIFTING.....	80	FCR-7 TANK TOP RETURN LINE.....	373	FLANGES TO SUIT SERIES 30500 MECHANICAL CLUTCH.....	303
DOUBLE ACTING PLOUGH OVERTURNING VALVE BY UP MOULDBOARD LOAD SHIFTING.....	80	FD-3 INLINE MEDIUM PRESSURE MAX 100 BAR.....	380	FLOAT-FACE QUICK RELEASE COUPLINGS.....	421
DOUBLE ACTING PLOUGH OVERTURNING VALVES WITH RELIEF VALVE.....	80	FDM-1 CETOP MOUNTABLE HIGH PRESSURE MAX 315 BAR.....	383	FLOATING LEVEL GAUGE BSP AND 3 HOLE MOUNT.....	397
DOUBLE ACTING PLOUGH OVERTURNING VALVES.....	80	FEMALE THREADED PLUG.....	526	FLOW CONTROL VALVES.....	63
DOUBLE ACTING SEMI-ROTARY HAND PUMPS.....	415	FEMALE THREADED PLUG WITH BREATHER.....	526	FLOW CONTROL VALVES WITHOUT CHECK.....	65
DOUBLE OVERCENTRE VALVE FLANGEABLE, CLOSED CENTRE.....	45	FEMALE THREADED PLUG WITH BREATHER AND DIPSTICK.....	527	FLOW CONTROLS BOLT ONTO HYDRAULIC MOTORS.....	222
DOUBLE OVERCENTRE VALVE FLANGEABLE, CLOSED CENTRE.....	83	FILLER BREATHERS.....	405	FLOW 250L/MIN C/W MAIN RELIEF AND MOUNTING FEET. INLET 1 1/4" AND OUTLET 1 1/2".....	21, 68, 114
DOUBLE OVERCENTRE VALVES.....	43, 80	FILLER BREATHERS.....	402	FLOW DIVIDERS.....	235, 236
DOUBLE OVERCENTRE VALVES FLANGEABLE.....	44, 81	FILLING AND BREATHER PLUGS WITH.....	533	FLOW REGULATOR VALVES.....	63
DOUBLE OVERCENTRE VALVES FLANGEABLE BY SCREW.....	46, 85	FILLING AND BREATHER PLUGS WITH LEVEL DIPSTICK ON INCLINED FLANGE.....	533	FLOW REGULATOR VALVES WITH CHECK.....	65
DOUBLE OVERCENTRE VALVES FOR CENTRE CLOSED.....	47, 89	FILLING PLUG.....	501	FLOWFIT 12VDC DOUBLE ACTING, DOUBLE NG6 (CETOP 3) SOLENOID VALVE POWER PACKS.....	124
DOUBLE OVERCENTRE VALVES TYPE A.....	44, 80	FILLING PLUG AND BREATHER.....	502	FLOWFIT 12VDC DOUBLE ACTING, NG6 (CETOP 3) SOLENOID VALVE POWER PACKS.....	122
DOUBLE PILOT OPERATED CHECK VALVE WITH ADJUSTABLE BANJO UNION.....	37, 74	FILLING PLUG ON INCLINED FLANGE.....	532	FLOWFIT 12VDC SINGLE ACTING HYDRAULIC POWER PACKS.....	120
DOUBLE PILOT OPERATED CHECK VALVES.....	36, 74	FILLING PLUG WITH BREATHER.....	501	FLOWFIT 2 WAY CARTRIDGE ELECTRIC VALVES.....	116
DOUBLE PILOT OPERATED CHECK VALVES - TYPE A.....	37, 75	FILLING PLUG WITH BREATHER AND LOCK-HOLDER.....	502, 504, 506	FLOWFIT 24VDC DOUBLE ACTING, DOUBLE NG6 (CETOP 3) SOLENOID VALVE POWER PACKS.....	130
DOUBLE PILOT OPERATED CHECK VALVES FLANGEABLE.....	37, 75	FILLING PLUG WITH BREATHER AND MILLED HEAD.....	509, 515	FLOWFIT 24VDC DOUBLE ACTING, NG6 (CETOP 3) SOLENOID VALVE POWER PACKS.....	128
DOUBLE PILOT OPERATED CHECK VALVES FOR FLANGEABLE BY SCREW.....	38, 76	FILLING PLUG WITH BREATHER FOR SIDE APPLICATIONS.....	532	FLOWFIT 24VDC SINGLE ACTING HYDRAULIC POWER PACKS.....	126
DOUBLE PILOT OPERATED CHECK VALVES FOR 12MM PIPE MOUNTING (DIN 2353).....	36, 74	FILLING PLUG WITH DIPSTICK.....	518	FLOWFIT BELL HOUSINGS.....	245
DOUBLE PILOT OPERATED CHECK VALVES TO WELD.....	39, 77	FILLING PLUG WITH DIPSTICK AND BREATHER.....	520	FLOWFIT BELL HOUSINGS AND DRIVE COUPLING ENGINE KITS.....	249
DOUBLE PILOT OPERATED CHECK VALVES WITH LATERAL JOINS.....	39, 76	FILLING PLUG WITH DIPSTICK AND BREATHER HOLE.....	501	FLOWFIT CETOP 3 NG6 MODULAR CHECK VALVE.....	91
DOUBLE PILOT OPERATED CHECK VALVES WITH MANUAL SHUT-OFF.....	38, 76	FILLING PLUG WITH FLANGE TO BE WELDED.....	529	FLOWFIT CETOP 3 NG6 MODULAR COUNTER BALANCE VALVE.....	92
DOUBLE RELIEF VALVES.....	52, 96	FILLING PLUG WITH LOCK-HOLDER.....	529	FLOWFIT CETOP 3 NG6 MODULAR FLOW CONTROL VALVE WITH CHECK.....	92
DOWTY SEALS.....	466	FILLING PLUG WITH THREADED MOUNT.....	526	FLOWFIT CETOP 3 NG6 MODULAR PILOT OPERATED CHECK VALVE.....	91
DRAIN FILLING PLUGS.....	511	FILLING PLUGS.....	526	FLOWFIT CETOP 3 NG6 MODULAR REDUCING VALVE.....	90
DRAIN PLUG.....	511	FILLING PLUGS ON INCLINED FLANGE.....	532	FLOWFIT CETOP 3 NG6 MODULAR RELIEF VALVE.....	90
DRUM AND TANK TRANSFER UNITS.....	416	FILTRATION.....	367	FLOWFIT CETOP 3 NG6 SOLENOID DIRECTIONAL CONTROL VALVES.....	88
DUAL CROSS RELIEF VALVE FLANGEABLE ON DANFOSS MOTORS OMP/OMR BY SCREWS.....	54, 99	FILTRATION TROLLEY.....	413	FLOWFIT CETOP 3 NG6 SPRING CENTERED 3 POSITION DOUBLE ACTING SOLENOID DIRECTIONAL CONTROL VALVE.....	88
DUAL CROSS RELIEF VALVE FLANGEABLE ON DANFOSS MOTORS OMS-OMP/OMR-OMT.....	55, 100	FILTREC ACCESSORIES.....	385	FLOWFIT CETOP 3 NG6 SPRING OFFSET 2 POSITION SINGLE ACTING SOLENOID DIRECTIONAL CONTROL VALVE.....	88
DUAL CROSS RELIEF VALVE FLANGEABLE ON DANFOSS MOTORS OMS-OMP/OMR-OMT.....	225	FILTREC CLOGGING INDICATORS.....	386	FLOWFIT CETOP 3 NG6 STEEL COVER PLATE.....	96
DUAL CROSS RELIEF VALVE FLANGEABLE ON SAMHYDRAULIK MOTORS AG - AR.....	56, 100	FILTREC F100-XD INLINE HIGH PRESSURE MAX 80-100 BAR.....	379	FLOWFIT CETOP 3 NG6 STEEL PARALLEL CIRCUIT MANIFOLD.....	93
DUAL CROSS RELIEF VALVE FLANGEABLE ON AMHYDRAULIK MOTORS AG - AR.....	226	FILTREC F160-XD INLINE MEDIUM PRESSURE MAX 160 BAR.....	381	FLOWFIT CETOP 3 NG6 STEEL PARALLEL CIRCUIT MANIFOLD WITH RELIEF VALVE.....	94
DUAL CROSS RELIEF VALVE WITH ANTI-CAVITATION AND SINGLE ADJUSTMENT.....	57, 101	FILTREC F280-D1 INLINE HIGH PRESSURE MAX 280 BAR.....	382	FLOWFIT CETOP 3 NG6 STEEL SUBPLATE WITH BASE PORTS.....	96



FLOWFIT CETOP 3 NG6 STEEL SUBPLATE WITH SIDE PORTS.....	96	GLVX - VERTICAL LEVEL INDICATOR WITH DOUBLE THREAD, WITH PYREX GLASS AND PROTECTION.....	524	HONDA PETROL ENGINE DRIVEN POWER PACKS.....	168
FLOWFIT CETOP 5 NG10 MODULAR CHECK VALVE.....	100	GROUP 1 - 9L/MIN TO 17.64L/MIN.....	305	HONDA PETROL POWER UNIT RECOIL START.....	137
FLOWFIT CETOP 5 NG10 MODULAR FLOW CONTROL VALVE.....	101	GROUP 1 + GROUP 1 TANDEM PUMPS.....	231	HONDA PETROL POWER UNIT RECOIL START WITH LEVER VALVE.....	139
FLOWFIT CETOP 5 NG10 MODULAR PILOT OPERATED CHECK VALVE.....	100	GROUP 2 BEARING SUPPORT.....	315	HOSE BURST VALVES.....	60, 105
FLOWFIT CETOP 5 NG10 MODULAR REDUCING VALVE.....	99	GROUP 2 - 19.8L/MIN TO 46.8L/MIN.....	306	HYDRAULIC 11 GPM TWO STAGE HI-LOW GEAR PUMP C/W BELL HOUSING ENGINE KIT GX240/GX270.....	243, 244
FLOWFIT CETOP 5 NG10 MODULAR RELIEF VALVE.....	99	GROUP 2 + GROUP 2 TANDEM PUMPS.....	231, 232	HYDRAULIC 22 GPM TWO STAGE HI-LOW PUMP C/W BELL HOUSING ENGINE KIT GX630.....	244
FLOWFIT CETOP 5 NG10 SOLENOID DIRECTIONAL CONTROL VALVES.....	97	GROUP 2 BEARING SUPPORT REINFORCED.....	316	HYDRAULIC 8 GPM TWO STAGE HI-LOW EAR PUMP C/W BELL HOUSING ENGINE KIT GX120/GX160/GX200.....	243
FLOWFIT CETOP 5 NG10 STEEL COVER PLATE.....	105	GROUP 3 - 52.2L/MIN TO 79.2L/MIN.....	306	HYDRAULIC ADAPTORS.....	425
FLOWFIT CETOP 5 NG10 STEEL PARALLEL CIRCUIT MANIFOLD WITH RELIEF VALVE.....	104	GROUP 3 + GROUP 1 TANDEM PUMPS.....	231, 233	HYDRAULIC CARTRIDGE VALVES.....	35
FLOWFIT CETOP 5 NG10 STEEL PARALLEL CIRCUIT.....	102	GROUP 3 + GROUP 2 TANDEM PUMPS.....	231, 232	HYDRAULIC CETOP VALVES.....	87
FLOWFIT CETOP 5 NG10 STEEL SUBPLATE WITH SIDE PORTS.....	104	GROUP 3 + GROUP 3 TANDEM PUMPS.....	233	HYDRAULIC CONTROL VALVES.....	13
FLOWFIT CETOP 5 VALVES.....	97	GROUP 3 BEARING SUPPORT.....	317	HYDRAULIC CRUTCH (SINGLE ACTING).....	292
FLOWFIT CETOP VALVES.....	87	GROUP 3 CAST IRON BEARING SUPPORT.....	317	HYDRAULIC CYLINDERS.....	275
FLOWFIT CETOP 5 NG10 STEEL SUBPLATE WITH BASE PORTS.....	104	GROUP 3 FLANGE FOR 14 DANM ELECTROMAGNETIC CLUTCH.....	331	HYDRAULIC ELECTRIC MOTOR PUMP SET 3.7KW 40V SINGLE PHASE (1PH) WITH 8GPM HI-LO PUMP.....	256
FLOWFIT CUSTOM BUILT WORKSHEET.....	174	GROUP 3 FLANGE FOR 21 DANM ELECTROMAGNETIC CLUTCH.....	333	HYDRAULIC FLAT FACE QUICK RELEASE COUPLINGS.....	421
FLOWFIT DIVERTER VALVE HANDLEVER MICROSWITCH.....	86	GTSF - LEVEL INDICATOR UNIT WITH BREATHER PLUG.....	518	HYDRAULIC GEAR PUMP MODEL GP-CBN TECHNICAL DATA.....	241
FLOWFIT DRIVE COUPLINGS.....	245	<b>H</b>		HYDRAULIC HANDPUMPS.....	257
FLOWFIT ELECTRIC MOTOR BELL HOUSINGS.....	246	HAND OPERATED PUMPS FOR OIL DRUMS.....	415	HYDRAULIC HOSE-REEL VALVE LEVER OPERATED C/W FLOW CONTROL.....	26, 69, 115
FLOWFIT ELECTRIC MOTOR DRIVE COUPLINGS.....	247	HAND PUMP LEVERS.....	263	HYDRAULIC HOSE-REEL VALVE WITHOUT FLOW CONTROL.....	27, 70, 116
FLOWFIT FILLER BREATHERS.....	402	HANDLEVERS.....	263	HYDRAULIC ISO A QUICK RELEASE COUPLINGS MALE & FEMALE ENDS.....	419
FLOWFIT HONDA PETROL POWER UNIT RECOIL START.....	137	HANDPUMP AND POWERPACK TRAILER KITS.....	271	HYDRAULIC MOTOR.....	191
FLOWFIT HONDA PETROL POWER UNIT RECOIL START WITH LEVER VALVE.....	139	HANDPUMP DOUBLE ACTING.....	261	HYDRAULIC MOTOR BOLT ON VALVES.....	222
FLOWFIT HYDRAULIC 12V ELECTRO MAGNETIC CLUTCH AND PUMP ASSEMBLY.....	337	HANDPUMP SINGLE ACTING.....	258	HYDRAULIC MOTOR PUMP SETS 240V AND 415V.....	256
FLOWFIT HYDRAULIC 24V ELECTRO MAGNETIC CLUTCH AND PUMP ASSEMBLY.....	338	HANDPUMP TRAILER KITS.....	271	HYDRAULIC MOTOR SERIES.....	205
FLOWFIT HYDRAULIC CYLINDERS.....	275	HANDPUMPS AND POWERPACK TRAILER KITS.....	271	HYDRAULIC MOTOR SERIES FPFM.....	193
FLOWFIT HYDRAULIC FLAT FACE QUICK RELEASE COUPLINGS MALE & FEMALE ENDS.....	421	HATZ 1B20 4.2HP DIESEL ENGINE WITH 12 VOLT START.....	179	HYDRAULIC MOTOR SERIES FPFMH.....	197
FLOWFIT HYDRAULIC ISO A QUICK RELEASE COUPLINGS MALE & FEMALE ENDS.....	419	HATZ 1B20 4.2HP DIESEL ENGINE WITH RECOIL START.....	179	HYDRAULIC MOTOR SERIES FPFMS.....	198
FLOWFIT HYDRAULIC MOTORS.....	191	HATZ 1B30 6.3HP 4.6 KW DIESEL ENGINE WITH RECOIL START.....	179	HYDRAULIC MOTOR SERIES FPFMSY.....	201
FLOWFIT HYDRAULIC QUICK RELEASE COUPLINGS.....	418, 419	HATZ 1D50Z 10.2HP DIESEL ENGINE WITH 12 VOLT START.....	181	HYDRAULIC MOTOR SERIES FPFMT.....	202
FLOWFIT HYDRAULIC TRAILER BRAKE QUICK RELEASE COUPLINGS.....	423	HATZ 1D81Z 13.7HP DIESEL ENGINE WITH 12 VOLT START.....	181	HYDRAULIC MOTOR SERIES FPFMV.....	204
FLOWFIT LOG SPLITTER KITS.....	284, 295	HATZ 1D81Z 13.7HP DIESEL ENGINE WITH HANDLE START.....	181	HYDRAULIC MOTOR SERIES FPFMR.....	195
FLOWFIT LONCIN PETROL POWER UNIT RECOIL START.....	137	HATZ 1D81Z 13.7HP DIESEL ENGINE WITH 12 VOLT START.....	181	HYDRAULIC POWER PACKS.....	142
FLOWFIT LONCIN PETROL POWER UNIT RECOIL START WITH LEVER VALVE.....	140	HATZ 2G40 20HP DIESEL ENGINE WITH 12 VOLT START.....	182	HYDRAULIC POWER PACKS 250 BAR.....	155
FLOWFIT MOBILE ENGINE DRIVEN HYDRAULIC POWER UNITS ON WHEELS.....	136	HATZ 2L41C 33.2 HP DIESEL ENGINE WITH 12 VOLT START.....	182	HYDRAULIC POWER PACKS 350 BAR.....	161
FLOWFIT MOBILE ENGINE DRIVEN HYDRAULIC POWER UNITS.....	136	HATZ 3L41C 49.9 HP DIESEL ENGINE WITH 12 VOLT START.....	183	HYDRAULIC POWER UNITS.....	141
FLOWFIT MOBILE ENGINE DRIVEN HYDRAULIC POWER UNITS ON WHEELS.....	136	HATZ 4L41C 66.4 HP DIESEL ENGINE WITH 12 VOLT START.....	183	HYDRAULIC PRIMED TANKS COMPLETE WITH ACCESSORIES.....	357
FLOWFIT PETROL ENGINES BELL HOUSINGS ONLY.....	248	HATZ DIESEL ENGINES.....	179	HYDRAULIC PROPORTIONAL VALVE.....	116
FLOWFIT POWERPACK ACCESSORIES.....	132	HDS11 SLICE VALVE 3/8" PORTS MAX FLOW 45L/MIN C/W MAIN RELIEF AND MOUNTING FEET.....	19, 63, 67, 109, 113	HYDRAULIC PTO GEARBOXES AND PUMP ASSEMBLIES.....	311
FLOWFIT REVERSIBLE MECHANICAL CLUTCH AND HYDRAULIC PUMP ASSEMBLIES.....	304	HDS15 SLICE VALVE 1/2" PORTS MAX FLOW 60L/MIN C/W MAIN RELIEF AND MOUNTING FEET.....	19, 63, 67, 109, 113	HYDRAULIC PTO GEARBOXES AND PUMP ASSEMBLIES.....	311
FLOWFIT SDV06- 6 WAY SOLENOID DIVERTERS.....	84	HDS20 SLICE VALVE 1/2" PORTS (A-B), 3/4" PORTS (P+T) MAX FLOW 80 L/MIN C/W MAIN RELIEF AND MOUNTING FEET.....	20, 68, 113	HYDRAULIC QUICK RELEASE COUPLINGS.....	418
FLOWFIT SDV10-6WAY SOLENOID DIVERTERS.....	85	HF SERIES STEEL TANKS.....	359	HYDRAULIC SPECIFICATION 100MM BASE ENTRY PRESSURE GAUGE.....	538
FLOWFIT SDV3- 3 WAY SOLENOID DIVERTERS.....	83	HF10 FILTRATION UNIT.....	413	HYDRAULIC SPECIFICATION 100MM REAR ENTRY PRESSURE GAUGE.....	539
FLOWFIT SOLENOID DIVERTER VALVES.....	82	HF500 250 BAR POWER PACKS.....	155	HYDRAULIC SPECIFICATION 63MM BASE ENTRY PRESSURE GAUGE.....	536
FLOWFIT WELDLESS STEEL PRIMED TANKS.....	347	HF600 350 BAR VARIABLE FLOW HIGH PRESSURE POWER PACKS.....	161	HYDRAULIC SPECIFICATION 63MM REAR ENTRY PRESSURE GAUGE.....	537
FLOWFIT WELDLESS STEEL TANKS.....	344, 345	HF700 PETROL ENGINE DRIVEN POWER PACKS.....	170	HYDRAULIC STAINLESS STEEL TANKS.....	359
FLOWFIT WELDLESS STEEL TANKS COMPLETE WITH ACCESSORIES.....	357	HF800 HONDA PETROL ENGINE DRIVEN POWER PACKS.....	168	HYDRAULIC STEEL TANKS.....	359
FLUID TRANSFER.....	412	HF900 HATZ DIESEL ENGINE DRIVEN.....	172	HYDRAULIC TANKS COMPLETE WITH ACCESSORIES.....	354, 357
FMC - MAGNETIC FILTER ROD.....	510	HIGH PRESSURE 3-WAY DIVERTER VALVES, STEEL BODY.....	75	HYDRAULIC TOP LINK (FIXED).....	288
FMCL/S - MAGNETIC FILTER WITH DIPSTICK AND BREATHER.....	510	HIGH PRESSURE 6000 PST HYDRAULIC HOSE.....	490	HYDRAULIC TOP LINK (RAPID HOOK).....	289
FOLD LEVERS FOR HAND PUMPS.....	263	HIGH PRESSURE BALL VALVES.....	72	HYDRAULIC TRAILER BRAKE QUICK RELEASE COUPLINGS.....	423
FOLDING HYDRAULIC CRUTCH.....	292	HIGH PRESSURE POWER PACKS.....	161	HYDRAULIC TWO STAGE HI-LO GEAR PUMPS.....	240
FOOT HANDPUMP.....	263	HIGH PRESSURE POWER PACKS VARIABLE FLOW PUMP.....	161	<b>I</b>	
FR-1 TANK TOP RETURN LINE.....	370	HIGH-PRESSURE FILTERS.....	382	IFC - DOME-SHAPED LEVEL GAUGE.....	517
FR-8 TANK TOP RETURN LINE.....	372	HKU & HKUS STEERING UNITS.....	221	ILA - LEVEL INDICATOR.....	520
FS-1 SUCTION STRAINERS.....	377	HONDA 13 HP PETROL ENGINE DRIVEN HYDRAULIC GEAR PUMP.....	184	ILAF - LEVEL INDICATOR WITH BREATHER.....	521
FS-7 IN TANK MOUNTED SUCTION STRAINERS.....	378	HONDA 13 HP PETROL ENGINE DRIVEN HYDRAULIC GEAR PUMP HI-LOW.....	189	ILAS - LEVEL INDICATOR WITH BREATHER.....	521
FT SERIES FILLER BREATHER FILTERS.....	402	HONDA 20 HP PETROL ENGINE DRIVEN HYDRAULIC GEAR PUMP.....	185	IN LINE GAUGE ISOLATOR NEEDLE VALVES.....	79
FT292 PUSH-BUTTON GAUGE ISOLATOR VALVES.....	540	HONDA 20 HP PETROL ENGINE DRIVEN HYDRAULIC GEAR PUMP HI-LOW.....	189	IN LINE MOUNTING RELIEF VALVE.....	51, 95, 96
FT299 PRESSURE GAUGE SWIVEL ADAPTORS - 400 BAR RATED.....	540	HONDA 5.3 HP PETROL ENGINE DRIVEN HYDRAULIC GEAR PUMP.....	184	IN LINE ROTATING COUPLING.....	78
<b>G</b>		HONDA 5.5 HP PETROL ENGINE DRIVEN HYDRAULIC GEAR PUMP HI-LOW.....	186	IN-TANK MOUNTED SUCTION STRAINERS.....	377
GATES HYDRAULIC HOSE, FITTINGS & MACHINERY.....	467	HONDA 9 HP PETROL ENGINE DRIVEN HYDRAULIC GEAR PUMP.....	184	IN-LINE RETURN FILTERS.....	368
GAUGE ISOLATOR 90°.....	540	HONDA 9 HP PETROL ENGINE DRIVEN HYDRAULIC GEAR PUMP HI-LOW.....	186	IN-LINE RETURN FILTERS FA-1.....	368
GAUGE ISOLATOR IN LINE.....	539	HONDA 9 HP PETROL ENGINE DRIVEN HYDRAULIC GEAR PUMP HI-LOW.....	186	IN-LINE SUCTION FILTERS.....	376
GAUGE ISOLATOR VALVES.....	539	<b>GLV</b> - VERTICAL LEVEL INDICATOR WITH DOUBLE THREAD.....	524	INCLINED FILLING PLUG.....	532
GEAR MOTORS.....	227	<b>GLVE</b> - VERTICAL LEVEL INDICATOR WITH DOUBLE ELECTRICAL CONTACT.....	525	INCLINED FLANGE.....	532
GEAR MOTORS GROUP 2.....	228			INCLINED FLANGE FOR SIDE APPLICATIONS.....	532
GEAR MOTORS GROUP 3.....	229			INDUSTRIAL POWER PACKS.....	155
GEAR PUMPS.....	230			INLINE HIGH PRESSURE FILTERS F280-D1 UPTO 200BAR.....	382
GF - STEEL MOUNTING FLANGE.....	406			INLINE HIGH PRESSURE FILTERS F420-D1 SERIES.....	384
GV - VERTICAL LEVEL INDICATOR WITH DOUBLE ELECTRICAL CONTACT.....	525			INLINE MEDIUM PRESSURE FILTERS F100 MAX WORKING UPTO 100BAR.....	379
				INLINE MEDIUM PRESSURE FILTERS F160 UPTO 160BAR.....	381
				INLINE MEDIUM PRESSURE FILTERS FD-3 UPTO 110BAR.....	380





<b>S</b>	SAE 'O' RING BOSS MALE LESS 'O' RING X BSP MALE.....	438
	SAE 'O' RING BOSS MALE LESS 'O' RING X JIC MALE.....	439
	SAE 45° FSX.....	479
	SAE FF0RX.....	476
	SAE FF0RX45S.....	477
	SAE FF0RX90S.....	478
	SAE FF0RX90L.....	479
	SAE FL.....	480
	SAE O RING BOSS MALE SOLID PLUG.....	463
	SAL FF0RX90M.....	478
	SD25 SLICE VALVE 1"PORTS MAX FLOW 240L/MIN C/W MAIN RELIEF VALVE AND MOUNTING FEET.....	21, 68, 114
	SDV06 6 WAY SOLENOID DIVERTERS.....	84
	SDV10 6 WAY SOLENOID DIVERTERS.....	85
	SDV3 3 WAY SOLENOID DIVERTERS.....	83
	SELF 3000 NOZZLES.....	417
	SEQUENCE VALVES.....	69
	SEQUENCE, COUNTER BALANCE AND UNLOADING.....	115
	SERIE FB - 1 AIR BREATHER FILTERS.....	402
	SERIE FL - FLUID LEVEL TEMPERATURE GAUGES.....	396
	SERIE FT FILLER BREATHER FILTERS.....	402
	SERIE NS 1 WITH 1 SWITCH CONTACT.....	399
	SERIE NS 1-TE WITH TEMPERATURE SWITCH.....	401
	SERIE NS 1-VR WITH VARIABLE SWITCH CONTACT.....	401
	SERIE NS 2 WITH 2 SWITCH CONTACTS.....	400
	SERIES 100 - SINGLE ACTING HYDRAULIC CYLINDER.....	276
	SERIES 200 - DOUBLE ACTING HYDRAULIC CYLINDER.....	278
	SERIES 300 - DOUBLE ACTING HYDRAULIC CYLINDER (NO ENDS).....	282
	SERIES 30100 MECHANICAL CLUTCH GROUP 1 AND GROUP 2 • 30KW.....	300
	SERIES 30300 MECHANICAL CLUTCH GROUP 2 AND GROUP 3 • 40KW.....	301
	SERIES 30500 MECHANICAL CLUTCH GROUP 3.5 AND GROUP 4 • 60KW.....	302
	SERIES 400 - DOUBLE ACTING HYDRAULIC CYLINDER.....	284
	SERIES 590 - TURN-OVER PLOUGH CYLINDER.....	286
	SERIES 600 - STANDARD HYDRAULIC TOP LINK.....	287
	SERIES 60000 PTO GEARBOX PUMP GROUP 2 • 10KW.....	308
	SERIES 610 - HYDRAULIC TOP LINK (FIXED).....	288
	SERIES 620 - HYDRAULIC TOP LINK (RAPID HOOK).....	289
	SERIES 630 - HYDRAULIC TOP LINK (RAPID HOOK).....	290
	SERIES 700 - BRAKE CYLINDER (SINGLE ACTING).....	291
	SERIES 70000 PTO GEARBOX PUMP GROUP 3 • 20KW.....	309
	SERIES 70012 CAST IRON PTO GEARBOX PUMP GROUP 3 • 37KW.....	310
	SERIES 710 - BRAKE CYLINDER (SINGLE ACTING).....	291
	SERIES ALUMINIUM HOUSING SINGLE-PHASE 110V MULTI-MOUNT ASYNCHRONOUS MOTOR-DUAL CAPACITORS.....	251
	SERIES ALUMINIUM HOUSING SINGLE-PHASE 230V MULTI-MOUNT ASYNCHRONOUS MOTOR-DUAL CAPACITORS.....	252
	SERIES ALUMINIUM HOUSING THREE-PHASE MULTI-MOUNT ASYNCHRONOUS MOTOR.....	253
	SERIES UP100 HYDRAULIC POWER PACKS.....	142
	SHUTTLE VALVES.....	62
	SIGHT GLASSES.....	405
	SIGHT GLASSES, PLUGS AND BREATHERS.....	405
	SINGLE ACTING HANDPUMP.....	258
	SINGLE ACTING HANDPUMP AND CYLINDER KITS.....	272
	SINGLE ACTING HANDPUMP ASSEMBLIES.....	265
	SINGLE ACTING HYDRAULIC POWERUNIT PACKAGE.....	149
	SINGLE ACTING HYDRAULIC CIRCUIT POWER PACKS.....	149
	SINGLE ACTING HYDRAULIC CYLINDER.....	276
	SINGLE ACTING PLOUGH OVERTURNING VALVES.....	79
	SINGLE ACTING SPOOL TYPE 'G'.....	13
	SINGLE OVER CENTRE VALVES.....	43, 79
	SINGLE OVER CENTRE VALVES, 3 WAYS.....	46, 86
	SINGLE OVERCENTRE VALVE FLANGEABLE, CLOSED CENTRE.....	44, 81
	SINGLE OVERCENTRE VALVE FOR CLOSED CENTRE, TYPE A.....	47, 90
	SINGLE OVERCENTRE VALVES FLANEABLE BY SCREW.....	45, 84
	SINGLE OVERCENTRE VALVES FLANGEABLE.....	44, 81
	SINGLE OVERCENTRE VALVES FOR CLOSED CENTRE.....	46, 88
	SINGLE OVERCENTRE VALVES TYPE A.....	43, 80
	SINGLE PILOT OPERATED CHECK VALVE.....	40, 77
	SINGLE PILOT OPERATED CHECK VALVES WITH MANUAL SHUT-OFF.....	42
	SINGLE PILOT OPERATED CHECK VALVES FLANGEABLE.....	41, 79
	SINGLE PILOT OPERATED CHECK VALVES FLANGEABLE.....	40
	SINGLE PILOT OPERATED CHECK VALVES FOR 12MM PIPE MOUNTING (DIN 2353).....	40
	SINGLE PILOT OPERATED CHECK VALVES FOR 12MM PIPE MOUNTING (DIN 2353).....	78
	SINGLE PILOT OPERATED CHECK VALVES TYPE A.....	41, 78
	SINGLE PILOT OPERATED CHECK VALVES WITH MANUAL SHUT-OFF.....	42, 79
	SINGLE PILOT OPERATED CHECK VALVES, HIGH PILOT.....	41, 78
	SLICE DIRECTIONAL CONTROL VALVES TYPE HDS.....	18, 62, 67, 108, 112
	SLNT - THREADED OIL LEVEL INDICATORS WITH CONTRAST SCREEN FOR CLEARER INDICATION OF THE OIL LEVEL.....	405
	SNUBBER COVERS.....	536
	SOLENOID CONTROLLED RELIEF VALVE.....	114
	SOLENOID DIVERTER VALVES.....	28, 70, 82, 116
	SPEED REDUCTION GEARBOXES.....	318
	SPIN-ON AIR BREATHER.....	402
	SPLINED BARS SERIES 14000.....	343
	SPLINED COUPLINGS.....	339
	SPLINED COUPLINGS SERIES 10000.....	340
	SPLINED COUPLINGS SERIES 15000.....	341
	SPLINED COUPLINGS SERIES 34100.....	342
	SPLINED HALF COUPLINGS 34200 - 34300 34400-35500.....	342
	SPLINED SLEEVES.....	341
	SPLINED SLEEVES SERIES 10200-10300-10400.....	342
	SS SERIES 304 STAINLESS STEEL TANK.....	359
	STEEL & STAINLESS STEEL OIL TANKS.....	358
	STEEL OIL TANKS FOR HANDPUMPS.....	264
	STEEL FLOW DIVIDERS.....	69
	STEEL HYDRAULIC THREADED AIR BREATHERS.....	402
	STRAIGHT LEVERS FOR HAND PUMPS.....	263
	SUCTION FILTERS.....	376
	SUCTION LINE FILTERS.....	376
	SUCTION LINE SPIN-ON FILTER FA-1.....	376
	SUCTION SPIN-ON FILTERS.....	376
	SUCTION STRAINERS.....	377
	SUCTION STRAINERS FS-1.....	377
	SUPER DELUXE PORTABLE FILTRATION UNIT.....	413
	SWEPS, PUSH-INS, HOSE-TAILS & FERRULES.....	464
	SWIVEL FEMALE X SWIVEL FEMALE ADAPTORS.....	444
<b>T</b>	TANDEM GEAR PUMPS.....	230
	TANK HEATERS.....	360, 361
	TANK MOUNTED SUCTION STRAINERS.....	378
	TANK TOP MOUNTED RETURN LINE.....	369
	TANK TOP RETURN FILTER FCR-7.....	373
	TANK TOP RETURN FILTER FR-1.....	370
	TANK TOP RETURN FILTER FR-8.....	372
	TANK TOP RETURN FILTERS.....	369
	TANK TOP RETURN SPIN-ON FILTERS FA-2.....	369
	TANK TOP SUCTION FILTERS FS-7.....	378
	TANK TRANSFER UNITS.....	416
	TC - FILLING PLUG.....	512
	TC - FILLING PLUG.....	512
	TC/F - FILLING PLUG.....	513
	TC/Z - FILLING PLUG.....	511
	TC/ZLG - VISUAL LEVEL INDICATOR WITH FLOAT SYSTEM.....	523
	TCAR - FILLING PLUG.....	528
	TCAR/LC - FILLING PLUG WITH LOCK-HOLDER.....	529
	TCARF - FILLING PLUG WITH THREADED MOUNT.....	529
	TCARI - INCLINED FILLING PLUG.....	533
	TCARS - FILLING PLUG WITH FLANGE TO BE WELDED.....	528
	TCAS HEX PLUG WITH DIPSTICK AND BREATHER HOLE.....	409
	TCE - DRAIN FILLING PLUG WITH HEX SLOT.....	511
	TCEM - MAGNETIC OIL DRAIN PLUG WITH HEX SLOT.....	508
	TCF - FILLING PLUG WITH BREATHER.....	502
	TCF/F - FILLING PLUG WITH BREATHER AND MILLED HEAD.....	503
	TCF/Z - FILLING PLUG WITH BREATHER.....	502
	TCFS - FILLING PLUG AND BREATHER.....	503
	TCI - FILLING PLUGS ON INCLINED FLANGE.....	532
	TCLA - FILLING PLUG WITH DIPSTICK.....	518
	TCLA/Z - FILLING PLUG WITH DIPSTICK.....	519
	TCLS - FILLING PLUG WITH DIPSTICK AND BREATHER HOLE.....	520
	TCLS/Z - FILLING PLUG WITH DIPSTICK AND BREATHER.....	519
	TCN - OIL FILL PLUGS.....	407
	TCNB LOW PROFILE PLUGS.....	406
	TCNS - OIL FILL PLUG WITH BREATHER HOLE.....	407
	TCSA - OIL FILL PLUG WITH BREATHER AND VANE.....	408
	TCSF - OIL FILL PLUG WITH BREATHER, VANE AND FILTER.....	408
	TCSF/Z - FILLING PLUG AND BREATHER.....	504
	TCZ - KNURLED OIL FILL PLUG.....	408
	TCZS - KNURLED OIL FILL PLUG WITH BREATHER HOLE.....	408
	TEES & CROSS ADAPTORS.....	448
	TEF/Z - FEMALE THREADED PLUG.....	526
	TFES - FEMALE THREADED PLUG WITH BREATHER.....	526
	TFES/Z - FEMALE THREADED PLUG WITH BREATHER.....	527
	TFES/ZA - PLUG WITH FEMALE THREAD, BREATHER AND DIPSTICK.....	527
	TFES/ZF - FEMALE THREADED PLUG WITH BREATHER.....	527
	TFS - BREATHER PLUGS ON INCLINED FLANGE.....	532
	THREADED OIL LEVEL INDICATORS.....	405
	TLA - VISUAL LEVEL INDICATOR.....	514
	TLA XP - VISUAL LEVEL INDICATOR IN STEEL WITH GLASS FOR HIGH PRESSURE.....	516
	TLA/F - VISUAL LEVEL INDICATOR WITH MILLED HEAD.....	515
	TLAX - VISUAL LEVEL INDICATOR WITH GLASS.....	515
	TLP - VISUAL LEVEL INDICATOR NON-THREADED.....	514
	TM DRAIN PLUG WITH MAGNET.....	409
	TMA ALUMINIUM DRAIN PLUG WITH MAGNET.....	407
	TMD - FILLER BREATHER WITH DOUBLE BREATHER HOLE.....	410
	TMDA FILLER BREATHER WITH LARGE BREATHER HOLE AND DIPSTICK.....	410
	TMDF - FILLER BREATHER WITH DOUBLE BREATHER HOLE AND FILTER.....	410
	TMDFA FILLER BREATHER WITH LARGE BREATHER HOLE, DIPSTICK AND FILTER.....	410
	TMV - BREATHER PLUG.....	504
	TOOLS.....	489
	TOP QUALITY • TOP OF THE RANGE DIN24339 HIGH DUTY • HIGH SPECIFICATION TANKS.....	359
	TPF - PRESS-FIT FILLER BREATHER WITH LARGE BREATHER HOLE AND FILTER.....	411
	TRAILER KITS.....	271
	TRBF - HERMETIC FILLING PLUG.....	530
	TRBF/LG - VISUAL LEVEL INDICATOR WITH FLOAT SYSTEM.....	522
	TRBF/ZK - HERMETIC FILLING PLUG WITH KEY LOCK.....	531
	TRBFS - FILLING PLUG WITH BREATHER.....	530
	TRBFS/A - FILLING PLUG WITH BREATHER.....	531
	TRBFS-C - FILLING PLUG WITH BREATHER AND LOCK-HOLDER.....	530
	TRTCSF/Z - BREATHER AND FILLING PLUG.....	531
	TSC/F - DRAIN PLUG.....	513
	TSCM - MAGNETIC DRAIN PLUG.....	509
	TSCM/F - MAGNETIC DRAIN PLUG WITH MILLED HEAD.....	509
	TSP - OIL FILLING PLUG WITH BREATHER.....	506
	TSP NEW VENT PLUG TO REDUCE OIL DAMP ESCAPE.....	411
	TSFA - OIL FILLING PLUG AND BREATHER.....	506
	TSP/A - BREATHER PLUG.....	505
	TSFT/N - OIL FILLING PLUG AND BREATHER.....	507
	TSN - OIL DRAIN PLUG.....	407
	TSS - BREATHER PLUG WITH VALVE.....	507
	TSV - BREATHER PLUG WITH DOUBLE VALVE.....	505
	TURN-OVER PLOUGH CYLINDER.....	286
	TWO PUMP "HI-LOW" UNLOADING VALVES FLANGEABLE (BASE NG6-NG10 AND NG16.....	71
	TWO PUMP "HI-LOW" UNLOADING VALVES.....	71
	TWO STAGE HI-LOW GEAR PUMP SETS.....	242
	TYPICAL LAYOUT OF UP100 POWERUNIT.....	142
<b>U</b>	UNLOADING RELIEF VALVE.....	114
	UP100 POWERUNIT BUILD YOUR OWN.....	143
	UP100 - READY BUILT IN STOCK.....	147
	UP100 READY BUILT IN STOCK DOUBLE ACTING CIRCUIT.....	152
	UP50 MINI-FLOW HYDRAULIC POWER PACK.....	164
<b>V</b>	VARIABLE DISPLACEMENT PISTON PUMPS 250-350 BAR.....	238
	VARIABLE DISPLACEMENT SINGLE VANE PUMP.....	238
	VERTICAL LEVEL INDICATOR.....	524
	VERTICAL LEVEL INDICATOR WITH DOUBLE ELECTRICAL CONTACT.....	525
	VERTICAL LEVEL INDICATOR WITH DOUBLE THREAD.....	524
	VERTICAL LEVEL INDICATOR WITH DOUBLE THREAD.....	524
	VERTICAL LEVEL INDICATOR WITH ELECTRICAL CONTACT.....	525
	VERTICAL LEVEL INDICATOR WITH SINGLE THREAD.....	524
	VERTICAL LEVEL INDICATOR WITH THERMOMETER.....	525
	VISCOMAT OIL TRANSFER PUMPS.....	414
	VISUAL LEVEL INDICATOR NON-THREADED.....	514
	VISUAL LEVEL INDICATOR WITH GLASS.....	515
	VISUAL LEVEL INDICATOR WITH MILLED HEAD.....	515
	VISUAL LEVEL INDICATORS.....	514
	VISUAL LEVEL INDICATORS WITH FLOAT SYSTEM.....	522
	VR IMMERSION HEATERS.....	361
	VR IMMERSION HEATERS WITH MAGNETIC CLAMPS.....	361
<b>W</b>	WELD ON FILLER BREATHER.....	528
	WHITE DRIVE MOTORS.....	206
	WHITES DT SERIES HYDRAULIC MOTOR.....	211
	WHITES RE SERIES HYDRAULIC MOTOR.....	211
	WHITES WM SERIES HYDRAULIC MOTOR 8, 4CC 16MM SHAFT G 3/8" REAR PORTS, 3 HOLE ROUND MOUNT.....	207
	WHITES WM SERIES HYDRAULIC MOTOR 8,4CC 16MM SHAFT G 3/8" SIDE PORTS, 3 HOLE ROUND MOUNT.....	208
	WHITES WP SERIES HYDRAULIC MOTOR 25CC 25MM SHAFT 2-HOLE SAE A MOUNT C/W 1/2" OFFSET MANIFOLD PORTS.....	209
	WHITES WR SERIES HYDRAULIC MOTOR 40CC 25MM SHAFT 2-HOLE SAE A MOUNT C/W 1/2" OFFSET MANIFOLD PORTS.....	210
	WHITES WS SERIES HYDRAULIC MOTOR.....	211
	WIRING DIAGRAMS.....	251

# FLOWFIT®

## ORDERING FROM US IS EASY...



### CALL:

**01584 876033**

**MON-THURS 8:30AM-5:00PM**  
**FRI 8:00AM-4:00PM**  
**SAT 8:00AM-12:30PM**



### CLICK:

**www.flowfitonline.com**

**24 HOURS A DAY**  
**7 DAYS A WEEK**



### VISIT:

**Shop open 6 Days a week**

**MON-THURS 8:30AM-5:00PM**  
**FRI 8:00AM-4:00PM**  
**SAT 8:00AM-12:30PM**



HYDRAULIC VALVES

HYDRAULIC POWER UNITS

PETROL AND DIESEL POWER PACKS

HYDRAULIC MOTORS

GEAR PUMPS, BELL HOUSING AND ELECTIC MOTORS

HYDRAULIC CYLINDERS

LOG SPLITTER KITS

CLUTCHES AND GEARBOXES

SPLINED COUPLINGS

HYDRAULIC TANKS

FILTREC FILTERS

FLUID TRANSFER

HYDRAULIC QUICK RELEASE COUPLINGS

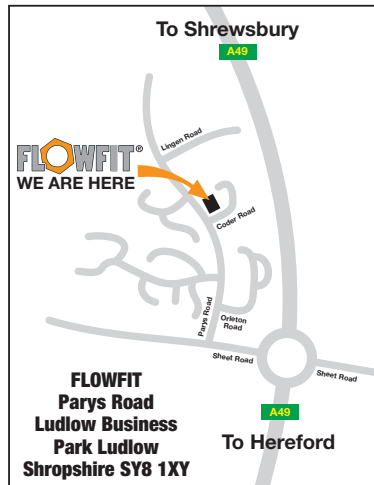
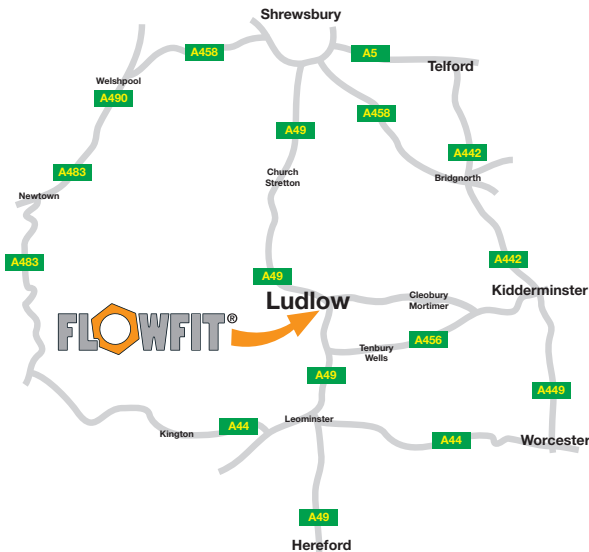
HYDRAULIC ADAPTORS

GATES HYDRAULIC HOSE

HYDRAULIC COMPONENTS

PRESSURE GAUGES

### HOW TO FIND US



Harrier Fluid Power Ltd T/A Flowfit, Parys Road, Ludlow Business Park, Ludlow, Shropshire SY8 1XY  
 Telephone: +44 (0)1584 876 033 Fax: +44 (0)1584 876 044 Email: sales@flowfitonline.com

Every effort has been made to ensure that the information in this catalogue is correct. However, we reserve the right to introduce changes without prior notice. This catalogue supersedes all previous catalogues.



**www.flowfitonline.com**

